

# Your Project Calculations



Project Name: Boxpower SPS2 4x6

S3D Model Link:

[https://platform.skyciv.com/structural?preload\\_name=Boxpower%20SPS2%204x6&preload\\_path=Shared%20Enterprise%20Folder/MT\\_Solar\\_Projects/6\\_2023](https://platform.skyciv.com/structural?preload_name=Boxpower%20SPS2%204x6&preload_path=Shared%20Enterprise%20Folder/MT_Solar_Projects/6_2023)

Public Model Link:

[https://platform.skyciv.com/structural-viewer?project\\_id=vnLMkCluUNkR0AVdGzlkCvEO5fth1iejE7eQhNfdd8RRcfrsSnkBvmSEbkFom2UR](https://platform.skyciv.com/structural-viewer?project_id=vnLMkCluUNkR0AVdGzlkCvEO5fth1iejE7eQhNfdd8RRcfrsSnkBvmSEbkFom2UR)

## Array Specification

Product:	Beam
Unique ID:	3P-17-10TOP-XD-12-L-4Hx6W-H46H
Duty Classification:	XD
Module Width:	44.65 in
Module Length:	89.69in
Number of Rows:	4
Number of Columns:	6
Total Number of Modules:	24
Desired Tilt Angle:	46
Front Edge Clearance:	10
Total Array Height at Tilt:	20.77 ft
Total Frame Length:	43.50 ft
Frame Weight:	3734 lbs
Array Dimensions N/S:	15.05 ft
Array Dimensions E/W:	45.34 ft
Rail Length:	180.60 in
Rail Spacing:	3.74 ft
Rail Check:	Not Checked

## Support Specifications

Pole Size:	10in Pipe Sch 40
Pole Length above Grade:	15.41 ft
Number of Poles:	3
Pole Spacing:	17 ft

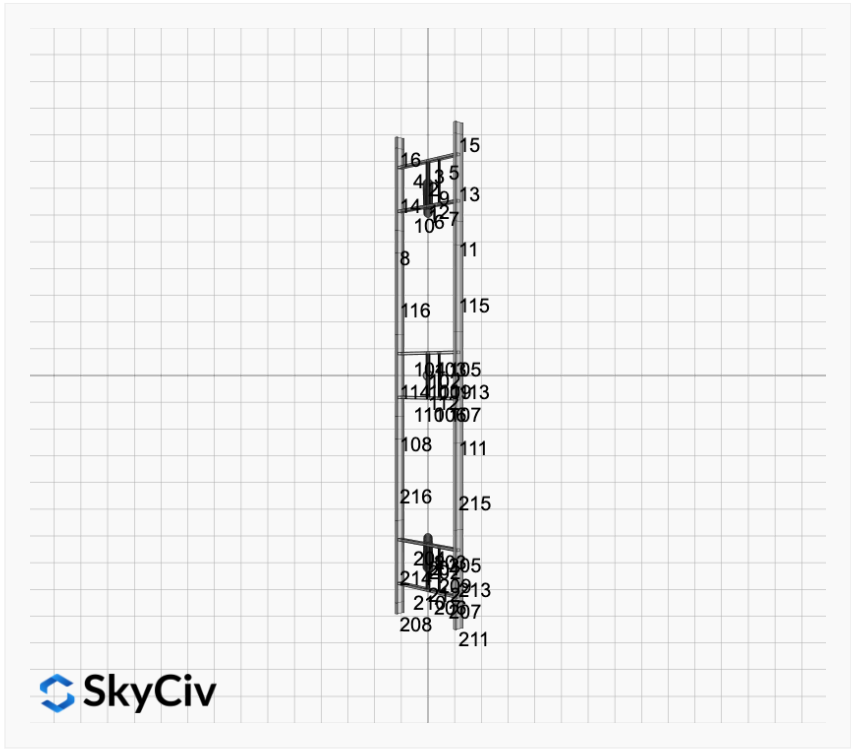

## Foundation Specifications


Foundation Type:	Square
Foundation Dimensions:	48 x 48 in
Foundation Depth (below grade):	Pile 1: 7.25 ft Pile 2: 7.75 ft Pile 3: 7.25 ft
Foundation Volume:	13.185 y <sup>3</sup>
Foundation Result:	PASSED
Mount Twist:	1.852361 kip

## Site Info

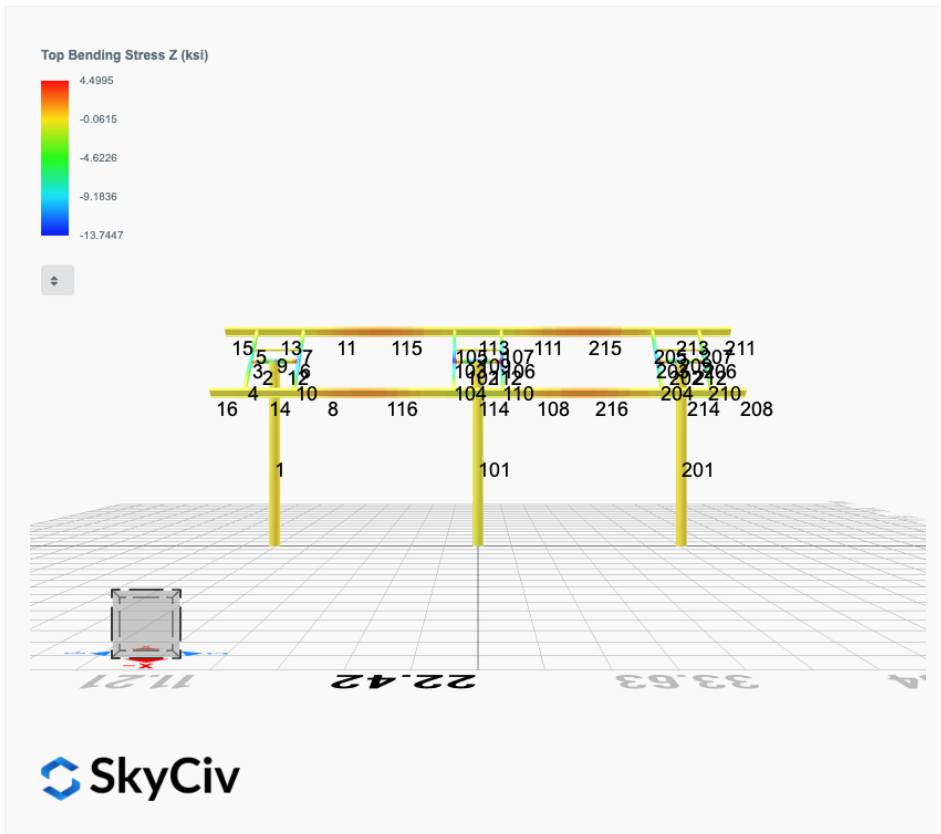
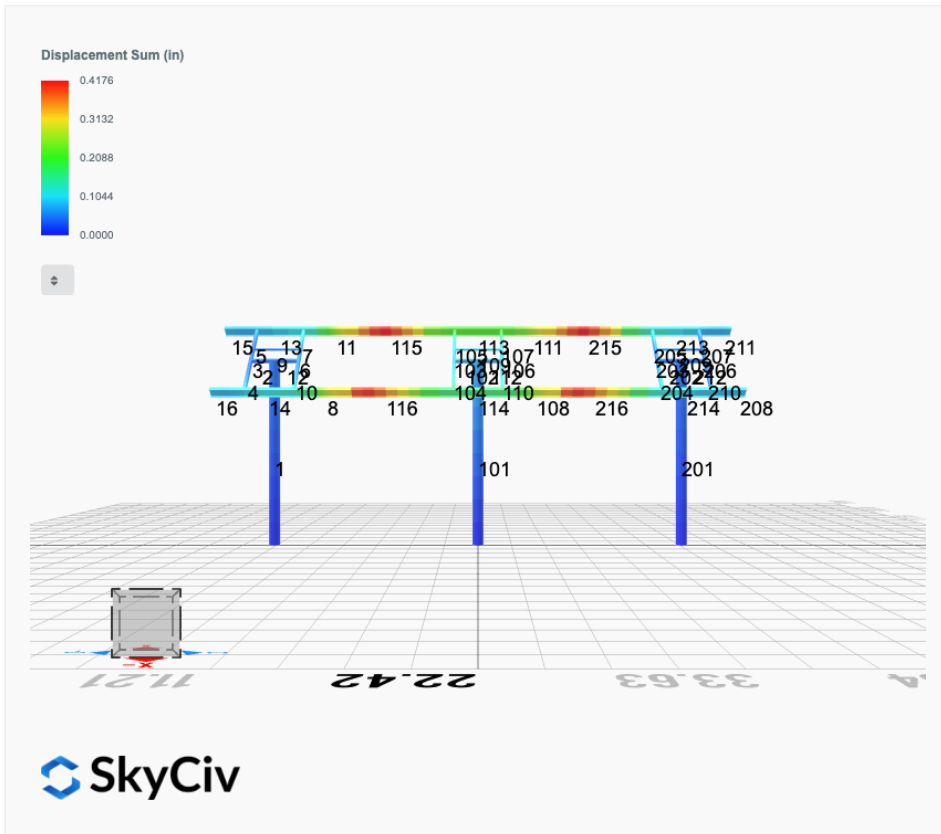
Risk Category:	I
Exposure:	C
Soil Classification:	sand
Site Location:	Rd 307, California, USA
Wind Speed:	100 mph
Snow Load:	152 psf
Design Uplift Pressure:	0.026200 ksf
Design Downforce Pressure:	-0.026200 ksf
Design Snow Pressure:	0.040115 ksf

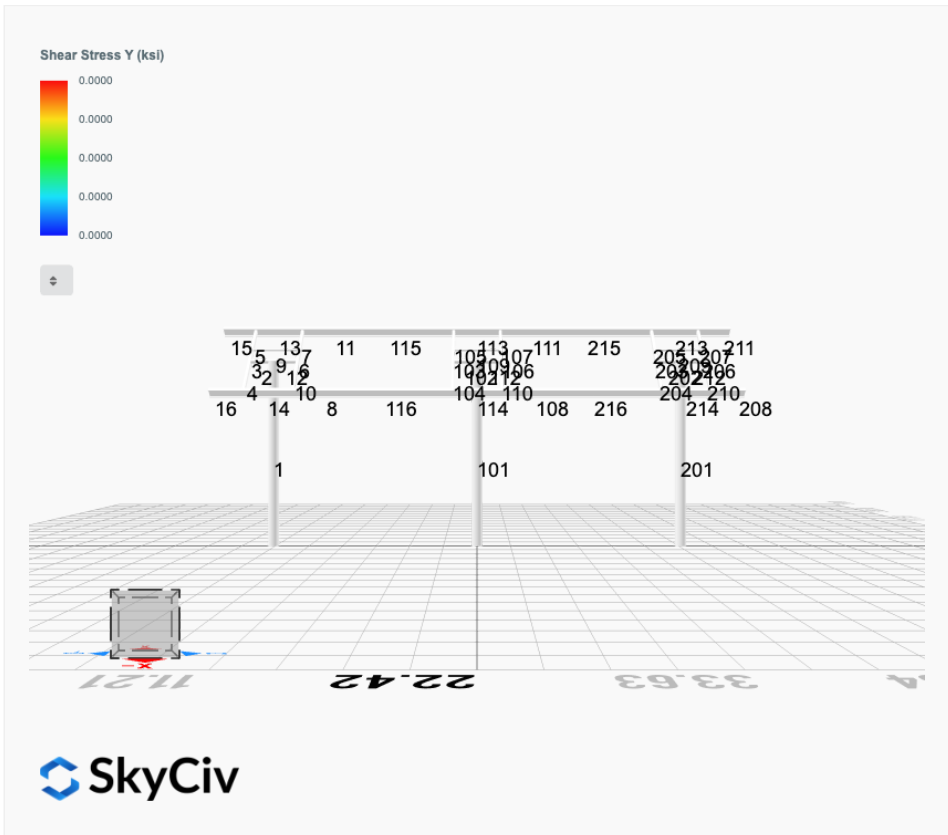
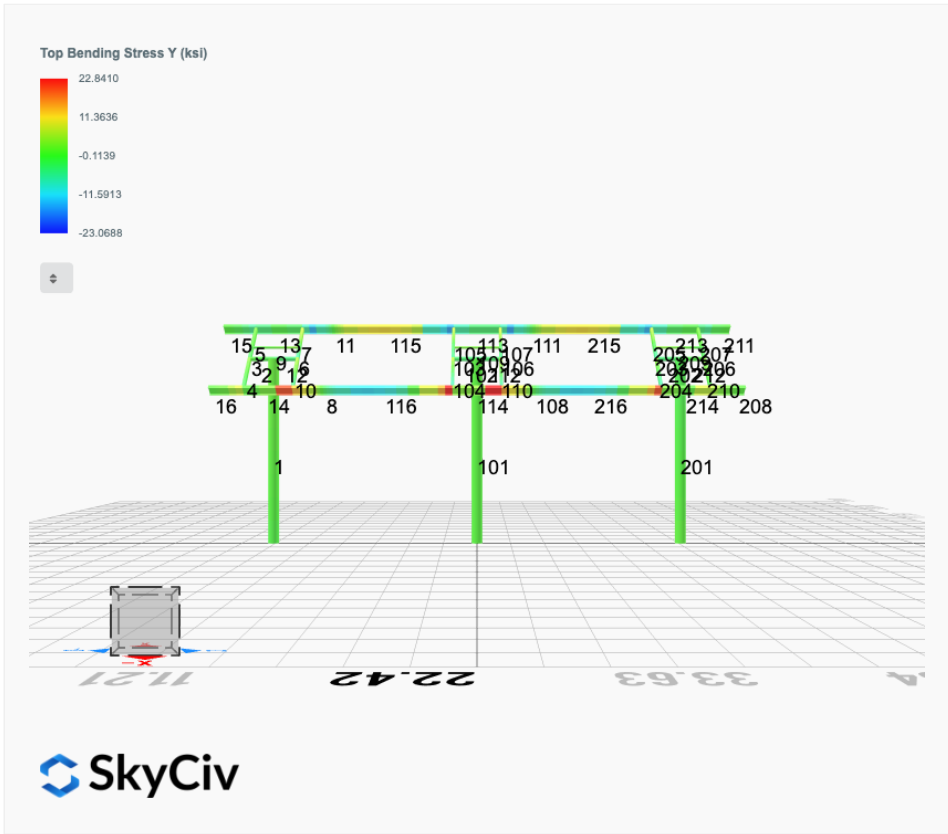


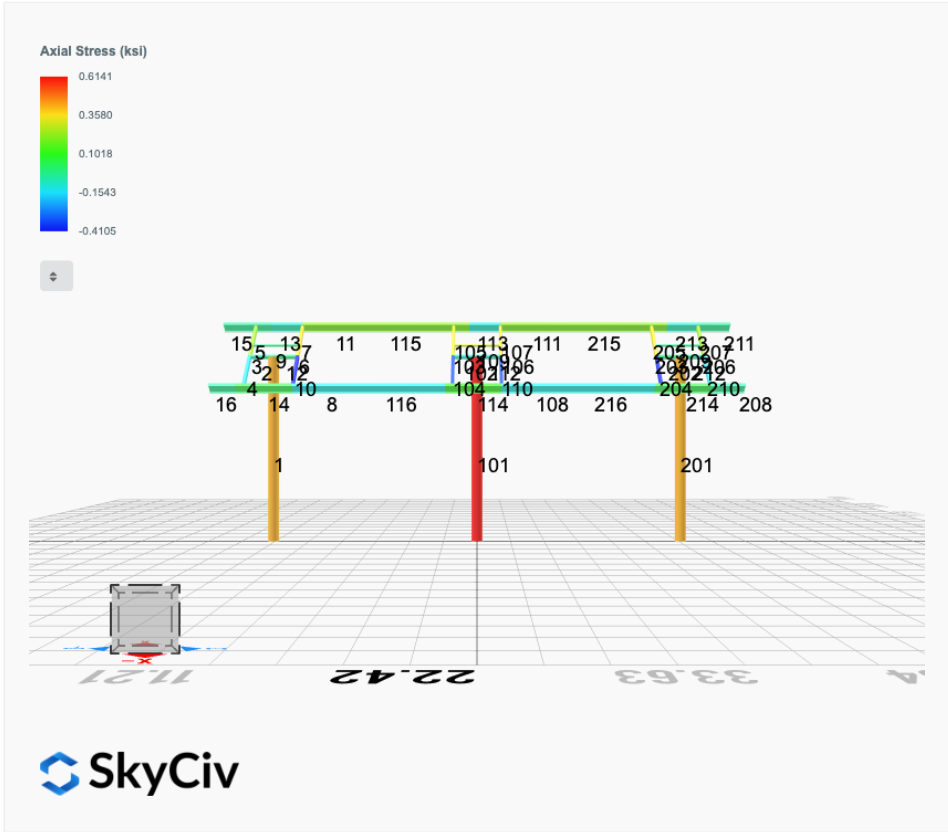




# FEM Results (Envelope Worst Case for each member)







## Reaction Forces for Foundation 1 (Node ID#1), (kip, kip-ft)

### ASD Load Combination Results

Name	Fx	Fy	Fz	Mx	My	Mz
ULS: 1. D	0.0155	2.1348	0.0457	0.2169	-0.0589	-0.1883
ULS: 2. D + L	0.0155	2.1348	0.0457	0.2169	-0.0589	-0.1883
ULS: 3. D + (S or Lr or R)	0.0833	7.5998	0.2488	1.1824	-0.3239	-1.0912
ULS: 3. D + (S or Lr or R)	0.0155	2.1348	0.0457	0.2169	-0.0589	-0.1883
ULS: 4. D + 0.75L + 0.75(S or Lr or R)	0.0663	6.2336	0.1980	0.9410	-0.2576	-0.8655
ULS: 4. D + 0.75L + 0.75(S or Lr or R)	0.0155	2.1348	0.0457	0.2169	-0.0589	-0.1883
ULS: 5b. D + 0.7E	0.0155	2.1348	0.0457	0.2169	-0.0589	-0.1883
ULS: 6b. D + 0.75L + 0.75(0.7)E + 0.75S	0.0663	6.2336	0.1980	0.9410	-0.2576	-0.8655
ULS: 8. 0.6D + 0.7E	0.0093	1.2809	0.0274	0.1301	-0.0353	-0.1130
ULS: 5a. D + 0.6W_Wind downforce Case A only	-2.3902	4.3961	0.1969	0.8996	-1.0402	37.5341
ULS: 5a. D + 0.6W_Wind downforce Case B only	0.0155	2.1348	0.0457	0.2169	-0.0589	-0.1883
ULS: 5a. D + 0.6W_Wind uplift Case A only	2.4166	-0.1232	-0.1031	-0.4546	0.9086	-37.1396
ULS: 5a. D + 0.6W_Wind uplift Case B only	0.0155	2.1348	0.0457	0.2169	-0.0589	-0.1883
ULS: 6a. D + 0.75L + 0.75(0.6)W + 0.75(S or Lr or R)_Wind downforce Case A only	-1.7379	7.9296	0.3114	1.4530	-0.9937	27.4264
ULS: 6a. D + 0.75L + 0.75(0.6)W + 0.75(S or Lr or R)_Wind downforce Case B only	0.0663	6.2336	0.1980	0.9410	-0.2576	-0.8655
ULS: 6a. D + 0.75L + 0.75(0.6)W + 0.75(S or Lr or R)_Wind uplift Case A only	1.8672	4.5401	0.0864	0.4374	0.4680	-28.5789
ULS: 6a. D + 0.75L + 0.75(0.6)W + 0.75(S or Lr or R)_Wind uplift Case B only	0.0663	6.2336	0.1980	0.9410	-0.2576	-0.8655
ULS: 6a. D + 0.75L + 0.75(0.6)W + 0.75(S or Lr or R)_Wind downforce Case A only	-1.7888	3.8307	0.1591	0.7289	-0.7949	28.1035
ULS: 6a. D + 0.75L + 0.75(0.6)W + 0.75(S or Lr or R)_Wind downforce Case B only	0.0155	2.1348	0.0457	0.2169	-0.0589	-0.1883
ULS: 6a. D + 0.75L + 0.75(0.6)W + 0.75(S or Lr or R)_Wind uplift Case A only	1.8163	0.4413	-0.0659	-0.2867	0.6667	-27.9018
ULS: 6a. D + 0.75L + 0.75(0.6)W + 0.75(S or Lr or R)_Wind uplift Case B only	0.0155	2.1348	0.0457	0.2169	-0.0589	-0.1883
ULS: 7. 0.6D + 0.6W_Wind downforce Case A only	-2.3964	3.5422	0.1786	0.8128	-1.0167	37.6094
ULS: 7. 0.6D + 0.6W_Wind downforce Case B only	0.0093	1.2809	0.0274	0.1301	-0.0353	-0.1130
ULS: 7. 0.6D + 0.6W_Wind uplift Case A only	2.4104	-0.9771	-0.1214	-0.5413	0.9322	-37.0643
ULS: 7. 0.6D + 0.6W_Wind uplift Case B only	0.0093	1.2809	0.0274	0.1301	-0.0353	-0.1130

### Worst Case Reactions LRFD

These calculations are taken directly from the FEA via SkyCiv and are used in the Concrete Checks of the Foundation Module.  
 Note: Worst case values are assumed as downforce wind load cases.

Result	Value (kip, kip-ft)
Axial	13.1954
Shear X	-4.0598
Shear Z	0.5096
Moment X	2.3987
Moment Y (Twist)	1.8523
Moment Z	63.1923

### Worst Case Reactions ASD

These results are taken from the worst case values in the above table and are used in the Soil Checks in the Foundation Module.  
 Note: Worst case values are assumed as downforce wind load cases.

Result	Value (kip, kip-ft)
Axial	7.9296
Shear X	-2.4166
Shear Z	0.3114
Moment X	1.4530
Moment Y (Twist)	1.0402
Moment Z	37.6094

## Reaction Forces for Foundation 2 (Node ID#101), (kip, kip-ft)

### ASD Load Combination Results

Name	Fx	Fy	Fz	Mx	My	Mz
ULS: 1. D	-0.0309	2.5539	-0.0000	0.0000	0.0000	0.4483
ULS: 2. D + L	-0.0309	2.5539	-0.0000	0.0000	0.0000	0.4483
ULS: 3. D + (S or Lr or R)	-0.1665	9.8669	0.0000	-0.0000	0.0001	2.3836
ULS: 3. D + (S or Lr or R)	-0.0309	2.5539	-0.0000	0.0000	0.0000	0.4483
ULS: 4. D + 0.75L + 0.75(S or Lr or R)	-0.1326	8.0386	0.0000	-0.0000	0.0000	1.8998
ULS: 4. D + 0.75L + 0.75(S or Lr or R)	-0.0309	2.5539	-0.0000	0.0000	0.0000	0.4483
ULS: 5b. D + 0.7E	-0.0309	2.5539	-0.0000	0.0000	0.0000	0.4483

Name	Fx	Fy	Fz	Mx	My	Mz
ULS: 6b. D + 0.75L + 0.75(0.7)E + 0.75S	-0.1326	8.0386	0.0000	-0.0000	0.0000	1.8998
ULS: 8. 0.6D + 0.7E	-0.0185	1.5323	-0.0000	0.0000	0.0000	0.2690
ULS: 5a. D + 0.6W_Wind downforce Case A only	-2.9367	5.4836	0.0000	0.0000	0.0000	45.1801
ULS: 5a. D + 0.6W_Wind downforce Case B only	-0.0309	2.5539	-0.0000	0.0000	0.0000	0.4483
ULS: 5a. D + 0.6W_Wind uplift Case A only	2.8840	-0.3825	0.0000	0.0000	0.0000	-43.3916
ULS: 5a. D + 0.6W_Wind uplift Case B only	-0.0309	2.5539	-0.0000	0.0000	0.0000	0.4483
ULS: 6a. D + 0.75L + 0.75(0.6)W + 0.75(S or Lr or R)_Wind downforce Case A only	-2.3120	10.2359	0.0000	-0.0000	0.0000	35.4487
ULS: 6a. D + 0.75L + 0.75(0.6)W + 0.75(S or Lr or R)_Wind downforce Case B only	-0.1326	8.0386	0.0000	-0.0000	0.0000	1.8998
ULS: 6a. D + 0.75L + 0.75(0.6)W + 0.75(S or Lr or R)_Wind uplift Case A only	2.0536	5.8363	0.0000	-0.0000	0.0000	-30.9801
ULS: 6a. D + 0.75L + 0.75(0.6)W + 0.75(S or Lr or R)_Wind uplift Case B only	-0.1326	8.0386	0.0000	-0.0000	0.0000	1.8998
ULS: 6a. D + 0.75L + 0.75(0.6)W + 0.75(S or Lr or R)_Wind downforce Case A only	-2.2103	4.7512	0.0000	0.0000	0.0000	33.9972
ULS: 6a. D + 0.75L + 0.75(0.6)W + 0.75(S or Lr or R)_Wind downforce Case B only	-0.0309	2.5539	-0.0000	0.0000	0.0000	0.4483
ULS: 6a. D + 0.75L + 0.75(0.6)W + 0.75(S or Lr or R)_Wind uplift Case A only	2.1553	0.3516	-0.0000	0.0000	0.0000	-32.4316
ULS: 6a. D + 0.75L + 0.75(0.6)W + 0.75(S or Lr or R)_Wind uplift Case B only	-0.0309	2.5539	-0.0000	0.0000	0.0000	0.4483
ULS: 7. 0.6D + 0.6W_Wind downforce Case A only	-2.9243	4.4620	0.0000	0.0000	0.0000	45.0008
ULS: 7. 0.6D + 0.6W_Wind downforce Case B only	-0.0185	1.5323	-0.0000	0.0000	0.0000	0.2690
ULS: 7. 0.6D + 0.6W_Wind uplift Case A only	2.8964	-1.4041	0.0000	0.0000	0.0000	-43.5709
ULS: 7. 0.6D + 0.6W_Wind uplift Case B only	-0.0185	1.5323	-0.0000	0.0000	0.0000	0.2690

#### Worst Case Reactions LRFD

These calculations are taken directly from the FEA via SkyCiv and are used in the Concrete Checks of the Foundation Module.  
Note: Worst case values are assumed as downforce wind load cases.

Result	Value (kip, kip-ft)
Axial	17.1968
Shear X	-4.9360
Shear Z	0.0000
Moment X	0.0001
Moment Y (Twist)	0.0004
Moment Z	77.1971

#### Worst Case Reactions ASD

These results are taken from the worst case values in the above table and are used in the Soil Checks in the Foundation Module.  
Note: Worst case values are assumed as downforce wind load cases.

Result	Value (kip, kip-ft)
Axial	10.2359
Shear X	-2.9367
Shear Z	0.0000
Moment X	-0.0000
Moment Y (Twist)	0.0001
Moment Z	45.1801

#### Reaction Forces for Foundation 3 (Node ID#201), (kip, kip-ft)

##### ASD Load Combination Results

Name	Fx	Fy	Fz	Mx	My	Mz
ULS: 1. D	0.0155	2.1348	-0.0457	-0.2169	0.0589	-0.1883
ULS: 2. D + L	0.0155	2.1348	-0.0457	-0.2169	0.0589	-0.1883
ULS: 3. D + (S or Lr or R)	0.0833	7.5998	-0.2488	-1.1826	0.3240	-1.0910
ULS: 3. D + (S or Lr or R)	0.0155	2.1348	-0.0457	-0.2169	0.0589	-0.1883
ULS: 4. D + 0.75L + 0.75(S or Lr or R)	0.0663	6.2336	-0.1980	-0.9412	0.2577	-0.8653
ULS: 4. D + 0.75L + 0.75(S or Lr or R)	0.0155	2.1348	-0.0457	-0.2169	0.0589	-0.1883
ULS: 5b. D + 0.7E	0.0155	2.1348	-0.0457	-0.2169	0.0589	-0.1883
ULS: 6b. D + 0.75L + 0.75(0.7)E + 0.75S	0.0663	6.2336	-0.1980	-0.9412	0.2577	-0.8653
ULS: 8. 0.6D + 0.7E	0.0093	1.2809	-0.0274	-0.1301	0.0353	-0.1130
ULS: 5a. D + 0.6W_Wind downforce Case A only	-2.3902	4.3961	-0.1969	-0.8996	1.0403	37.5341
ULS: 5a. D + 0.6W_Wind downforce Case B only	0.0155	2.1348	-0.0457	-0.2169	0.0589	-0.1883
ULS: 5a. D + 0.6W_Wind uplift Case A only	2.4166	-0.1232	0.1031	0.4546	-0.9086	-37.1396
ULS: 5a. D + 0.6W_Wind uplift Case B only	0.0155	2.1348	-0.0457	-0.2169	0.0589	-0.1883
ULS: 6a. D + 0.75L + 0.75(0.6)W + 0.75(S or Lr or R)_Wind downforce Case A only	-1.7379	7.9295	-0.3114	-1.4532	0.9937	27.4265
ULS: 6a. D + 0.75L + 0.75(0.6)W + 0.75(S or Lr or R)_Wind downforce Case B only	0.0663	6.2336	-0.1980	-0.9412	0.2577	-0.8653
ULS: 6a. D + 0.75L + 0.75(0.6)W + 0.75(S or Lr or R)_Wind uplift Case A only	1.8672	4.5401	-0.0864	-0.4376	-0.4679	-28.5788
ULS: 6a. D + 0.75L + 0.75(0.6)W + 0.75(S or Lr or R)_Wind uplift Case B only	0.0663	6.2336	-0.1980	-0.9412	0.2577	-0.8653

Name	Fx	Fy	Fz	Mx	My	Mz
ULS: 6a. D + 0.75L + 0.75(0.6)W + 0.75(S or Lr or R)_Wind downforce Case A only	-1.7888	3.8307	-0.1591	-0.7289	0.7949	28.1035
ULS: 6a. D + 0.75L + 0.75(0.6)W + 0.75(S or Lr or R)_Wind downforce Case B only	0.0155	2.1348	-0.0457	-0.2169	0.0589	-0.1883
ULS: 6a. D + 0.75L + 0.75(0.6)W + 0.75(S or Lr or R)_Wind uplift Case A only	1.8163	0.4413	0.0659	0.2867	-0.6667	-27.9018
ULS: 6a. D + 0.75L + 0.75(0.6)W + 0.75(S or Lr or R)_Wind uplift Case B only	0.0155	2.1348	-0.0457	-0.2169	0.0589	-0.1883
ULS: 7. 0.6D + 0.6W_Wind downforce Case A only	-2.3964	3.5422	-0.1786	-0.8128	1.0167	37.6094
ULS: 7. 0.6D + 0.6W_Wind downforce Case B only	0.0093	1.2809	-0.0274	-0.1301	0.0353	-0.1130
ULS: 7. 0.6D + 0.6W_Wind uplift Case A only	2.4104	-0.9771	0.1214	0.5413	-0.9322	-37.0643
ULS: 7. 0.6D + 0.6W_Wind uplift Case B only	0.0093	1.2809	-0.0274	-0.1301	0.0353	-0.1130

### Worst Case Reactions LRFD

These calculations are taken directly from the FEA via SkyCiv and are used in the Concrete Checks of the Foundation Module.  
Note: Worst case values are assumed as downforce wind load cases.

Result	Value (kip, kip-ft)
Axial	13.1953
Shear X	-4.0598
Shear Z	-0.5096
Moment X	-2.3992
Moment Y (Twist)	1.8524
Moment Z	63.1929

### Worst Case Reactions ASD

These results are taken from the worst case values in the above table and are used in the Soil Checks in the Foundation Module.  
Note: Worst case values are assumed as downforce wind load cases.

Result	Value (kip, kip-ft)
Axial	7.9295
Shear X	-2.4166
Shear Z	-0.3114
Moment X	-1.4532
Moment Y (Twist)	1.0403
Moment Z	37.6094

## Project Details

Design Code: AISC 360-16 LRFD  
 Provision: LRFD  
 Country: United States  
 User Name: sales@mtsolar.us  
 Unit System: imperial



## Design Input Information

Design Factors			
$\Phi_t$	$\Phi_c$	$\Phi_b$	$\Phi_v$
0.9	0.9	0.9	0.9

Design Materials			
ID	E (ksi)	$F_y$ (ksi)	$F_u$ (ksi)
1	29000	50	65

### Section Dimensions



ID	Name	d (in)	$t_w$ (in)				
3	2in Pipe Sch 120	2.38	0.25				
6	4in Pipe Sch 120	4.50	0.44				
11	10in Pipe Sch 40	10.75	0.36				



ID	Name	d (in)	b (in)	$t_w$ (in)	$t_b$ (in)	r (in)	
17	HSS5x3x1/4	5.00	3.00	0.23	0.23	0.23	



ID	Name	d (in)	$t_w$ (in)	$b_t$ (in)	$b_b$ (in)	$t_t$ (in)	$t_b$ (in)	r (in)
20	W10x12	9.87	0.19	3.96	3.96	0.21	0.21	0.30

### Section Properties

ID	Name	A (in <sup>2</sup> )	J (in <sup>4</sup> )	$I_{yp}$ (in <sup>4</sup> )	$I_{zp}$ (in <sup>4</sup> )	$I_w$ (in <sup>6</sup> )	$S_{yp}$ (in <sup>3</sup> )	$S_{zp}$ (in <sup>3</sup> )
3	2in Pipe Sch 120	1.67	1.91	0.96	0.96	0.00	1.13	1.13
6	4in Pipe Sch 120	5.58	23.29	11.64	11.64	0.00	7.24	7.24
11	10in Pipe Sch 40	11.91	321.47	160.73	160.73	0.00	39.38	39.38

17	HSS5x3x1/4	3.37	11.00	4.81	10.70	62.42	3.77	5.38
20	W10x12	3.54	0.05	2.18	53.80	50.90	1.74	12.60

Member Properties								
Member ID	Section ID	K <sub>z</sub> L (ft)	K <sub>y</sub> L (ft)	L <sub>b</sub> (ft)	C <sub>b</sub>	L	S	T
1	11	32.37	32.37	15.41	-	3	2	1
2	6	1.30	1.30	2.00	-	3	2	1
3	17	0.92	0.92	1.42	1.19,1.18,1.19,1.17,1.18,1.19,1.17,1.18,1.16,1.18,1.17,1.19,1.16,1.19,1.17,1.17,1.18,1.17,1.18,1.19,1.15,1.19,1.17,1.19,1.17,1.19	3	2	1
4	17	2.44	2.44	3.75	1.70,1.68,1.70,1.67,1.69,1.70,1.67,1.68,1.65,1.68,1.67,1.70,1.66,1.70,1.67,1.67,1.68,1.67,1.68,1.70,1.64,1.70,1.67,1.70,1.66,1.70	3	2	1
5	17	1.52	1.52	2.33	1.69,1.67,1.69,1.67,1.68,1.69,1.67,1.67,1.65,1.67,1.67,1.69,1.66,1.69,1.67,1.67,1.67,1.67,1.67,1.69,1.65,1.69,1.67,1.69,1.66,1.69	3	2	1
6	17	0.92	0.92	1.42	1.20,1.19,1.20,1.18,1.19,1.20,1.18,1.19,1.18,1.19,1.19,1.20,1.18,1.20,1.18,1.18,1.18,1.18,1.19,1.20,1.18,1.20,1.18,1.20,1.18,1.20	3	2	1
7	17	1.52	1.52	2.33	1.68,1.67,1.68,1.67,1.68,1.68,1.67,1.67,1.66,1.67,1.67,1.68,1.66,1.68,1.67,1.67,1.67,1.67,1.67,1.68,1.66,1.68,1.67,1.68,1.66,1.68	3	2	1
8	20	1.33	1.33	2.05	1.21,1.21,1.21,1.21,1.21,1.21,1.22,1.21,1.23,1.21,1.22,1.21,1.22,1.21,1.21,1.21,1.21,1.21,1.21,1.22,1.21,1.22,1.21,1.22,1.21	3	2	1
9	3	2.60	2.60	4.00	-	3	2	1
10	17	2.44	2.44	3.75	1.69,1.68,1.69,1.67,1.68,1.69,1.67,1.68,1.66,1.68,1.67,1.69,1.66,1.69,1.67,1.67,1.68,1.67,1.67,1.69,1.65,1.69,1.67,1.69,1.66,1.69	3	2	1
11	20	1.33	1.33	2.05	1.23,1.23,1.23,1.23,1.23,1.23,1.25,1.23,1.29,1.23,1.26,1.23,1.27,1.23,1.24,1.23,1.21,1.23,1.25,1.23,1.28,1.23,1.26,1.23,1.26,1.23	3	2	1
12	6	1.30	1.30	2.00	-	3	2	1
13	20	4.88	4.00	7.50	1.35,1.36,1.35,1.36,1.36,1.36,1.35,1.33,1.36,1.28,1.36,1.32,1.35,1.31,1.35,1.35,1.36,1.42,1.36,1.33,1.35,1.30,1.35,1.32,1.35,1.32,1.35	3	2	1
14	20	4.88	4.00	7.50	1.37,1.41,1.37,1.42,1.39,1.37,1.45,1.41,1.54,1.41,1.45,1.37,1.49,1.37,1.43,1.42,1.38,1.42,1.44,1.37,1.53,1.37,1.45,1.37,1.48,1.37	3	2	1
15	20	2.10	2.10	1.00	2.33,2.33,2.32,2.33,2.33,2.33,2.33,2.33,2.33,2.33,2.33,2.32,2.33,2.32,2.33,2.33,2.33,2.33,2.33,2.33,2.33,2.32,2.33,2.33,2.33	3	2	1
16	20	2.10	2.10	1.00	2.33,2.33,2.32,2.33,2.33,2.33,2.33,2.33,2.33,2.33,2.33,2.32,2.33,2.32,2.33,2.33,2.33,2.33,2.33,2.33,2.33,2.32,2.33,2.33,2.33	3	2	1
101	11	32.37	32.37	15.41	-	3	2	1
102	6	1.30	1.30	2.00	-	3	2	1
103	17	0.92	0.92	1.42	1.19,1.18,1.19,1.18,1.18,1.19,1.18,1.18,1.17,1.18,1.18,1.19,1.17,1.19,1.18,1.18,1.18,1.18,1.18,1.18,1.19,1.17,1.19,1.18,1.19,1.18,1.19	3	2	1
104	17	2.44	2.44	3.75	1.69,1.68,1.69,1.67,1.68,1.69,1.67,1.68,1.66,1.68,1.67,1.69,1.66,1.69,1.67,1.67,1.67,1.67,1.67,1.69,1.65,1.69,1.67,1.69,1.66,1.69	3	2	1
105	17	1.52	1.52	2.33	1.68,1.67,1.68,1.67,1.68,1.68,1.67,1.67,1.66,1.67,1.67,1.68,1.66,1.68,1.67,1.67,1.67,1.67,1.67,1.68,1.66,1.68,1.67,1.68,1.66,1.68	3	2	1
106	17	0.92	0.92	1.42	1.19,1.18,1.19,1.18,1.18,1.19,1.18,1.18,1.17,1.18,1.18,1.19,1.17,1.19,1.18,1.18,1.18,1.18,1.18,1.18,1.19,1.17,1.19,1.18,1.19,1.18,1.19	3	2	1
107	17	1.52	1.52	2.33	1.68,1.67,1.68,1.67,1.68,1.68,1.67,1.67,1.66,1.67,1.67,1.68,1.66,1.68,1.67,1.67,1.67,1.67,1.67,1.68,1.66,1.68,1.67,1.68,1.66,1.68	3	2	1

108	20	1.33	1.33	2.0 5	1.42,1.43,1.42,1.43,1.43,1.42,1.31,1.43,1.18,1.43,1.29,1.42,1.26,1.42,1.37,1.43,1.61,1.43,1.3 1,1.42,1.22,1.42,1.29,1.42,1.26,1.42	3 0 0	2 0 0	1
109	3	2.60	2.60	4.0 0	-	3 0 0	2 0 0	1
110	17	2.44	2.44	3.7 5	1.69,1.68,1.69,1.67,1.68,1.69,1.67,1.68,1.66,1.68,1.67,1.69,1.66,1.69,1.67,1.67,1.67,1.67,1.6 7,1.69,1.65,1.69,1.67,1.69,1.66,1.69	3 0 0	2 0 0	1
111	20	1.33	1.33	2.0 5	1.33,1.33,1.33,1.33,1.33,1.33,1.19,1.33,1.07,1.33,1.17,1.33,1.14,1.33,1.26,1.33,1.65,1.33,1.1 9,1.33,1.11,1.33,1.17,1.33,1.14,1.33	3 0 0	2 0 0	1
112	6	1.30	1.30	2.0 0	-	3 0 0	2 0 0	1
113	20	4.88	4.00	7.5 0	1.08,1.08,1.08,1.08,1.08,1.08,2.25,1.08,1.62,1.08,3.43,1.08,3.09,1.08,1.11,1.08,1.05,1.08,2.5 1,1.08,2.09,1.08,3.61,1.08,3.47,1.08	3 0 0	2 0 0	1
114	20	4.88	4.00	7.5 0	1.06,1.06,1.06,1.06,1.06,1.06,1.08,1.06,3.12,1.06,1.09,1.06,1.12,1.06,1.07,1.06,1.05,1.06,1.0 9,1.06,1.63,1.06,1.09,1.06,1.11,1.06	3 0 0	2 0 0	1
115	20	4.84	4.84	7.4 5	1.10,1.10,1.10,1.10,1.10,1.10,1.06,1.10,1.03,1.10,1.05,1.10,1.04,1.10,1.08,1.10,1.17,1.10,1.0 6,1.10,1.04,1.10,1.05,1.10,1.04,1.10	3 0 0	2 0 0	1
116	20	4.84	4.84	7.4 5	1.12,1.12,1.12,1.13,1.12,1.12,1.10,1.12,1.06,1.12,1.09,1.12,1.08,1.12,1.11,1.13,1.16,1.13,1.0 9,1.12,1.07,1.12,1.09,1.12,1.08,1.12	3 0 0	2 0 0	1
201	11	32.3 7	32.3 7	15. 41	-	3 0 0	2 0 0	1
202	6	1.30	1.30	2.0 0	-	3 0 0	2 0 0	1
203	17	0.92	0.92	1.4 2	1.20,1.19,1.20,1.18,1.19,1.20,1.18,1.19,1.18,1.19,1.19,1.20,1.18,1.20,1.18,1.18,1.18,1.1 9,1.20,1.18,1.20,1.18,1.20,1.18,1.20	3 0 0	2 0 0	1
204	17	2.44	2.44	3.7 5	1.69,1.68,1.69,1.67,1.68,1.69,1.67,1.68,1.66,1.68,1.67,1.69,1.66,1.69,1.67,1.67,1.68,1.67,1.6 7,1.69,1.65,1.69,1.67,1.69,1.66,1.69	3 0 0	2 0 0	1
205	17	1.52	1.52	2.3 3	1.68,1.67,1.68,1.67,1.68,1.68,1.67,1.67,1.66,1.67,1.67,1.68,1.66,1.68,1.67,1.67,1.67,1.67,1.6 7,1.68,1.66,1.68,1.67,1.68,1.66,1.68	3 0 0	2 0 0	1
206	17	0.92	0.92	1.4 2	1.19,1.18,1.19,1.17,1.18,1.19,1.17,1.18,1.16,1.18,1.17,1.19,1.16,1.19,1.17,1.17,1.18,1.17,1.1 8,1.19,1.15,1.19,1.17,1.19,1.17,1.19	3 0 0	2 0 0	1
207	17	1.52	1.52	2.3 3	1.69,1.67,1.69,1.67,1.68,1.69,1.67,1.67,1.65,1.67,1.67,1.69,1.66,1.69,1.67,1.67,1.67,1.67,1.6 7,1.69,1.65,1.69,1.67,1.69,1.66,1.69	3 0 0	2 0 0	1
208	20	2.10	2.10	1.0 0	2.33,2.33,2.32,2.33,2.33,2.33,2.33,2.33,2.33,2.33,2.32,2.33,2.32,2.33,2.33,2.33,2.33,2.3 3,2.32,2.33,2.32,2.33,2.33,2.33,2.33	3 0 0	2 0 0	1
209	3	2.60	2.60	4.0 0	-	3 0 0	2 0 0	1
210	17	2.44	2.44	3.7 5	1.70,1.68,1.70,1.67,1.69,1.70,1.67,1.68,1.65,1.68,1.67,1.70,1.66,1.70,1.67,1.67,1.68,1.67,1.6 8,1.70,1.64,1.70,1.67,1.70,1.66,1.70	3 0 0	2 0 0	1
211	20	2.10	2.10	1.0 0	2.33,2.33,2.32,2.33,2.33,2.33,2.33,2.33,2.33,2.33,2.33,2.32,2.33,2.32,2.33,2.33,2.33,2.3 3,2.32,2.33,2.32,2.33,2.33,2.33,2.33	3 0 0	2 0 0	1
212	6	1.30	1.30	2.0 0	-	3 0 0	2 0 0	1
213	20	4.88	4.00	7.5 0	1.35,1.36,1.35,1.36,1.36,1.35,1.33,1.36,1.28,1.36,1.32,1.35,1.31,1.35,1.35,1.36,1.42,1.36,1.3 3,1.35,1.30,1.35,1.32,1.35,1.32,1.35	3 0 0	2 0 0	1
214	20	4.88	4.00	7.5 0	1.37,1.41,1.37,1.42,1.39,1.37,1.45,1.41,1.55,1.41,1.45,1.37,1.49,1.37,1.43,1.42,1.38,1.42,1.4 4,1.37,1.53,1.37,1.46,1.37,1.49,1.37	3 0 0	2 0 0	1
215	20	4.84	4.84	7.4 5	1.07,1.07,1.07,1.07,1.07,1.07,1.08,1.07,1.14,1.07,1.09,1.07,1.10,1.07,1.08,1.07,1.06,1.07,1.0 8,1.07,1.12,1.07,1.09,1.07,1.10,1.07	3 0 0	2 0 0	1
216	20	4.84	4.84	7.4 5	1.06,1.06,1.06,1.06,1.06,1.06,1.07,1.06,1.08,1.06,1.07,1.06,1.07,1.06,1.06,1.06,1.06,1.0 7,1.06,1.07,1.06,1.07,1.06,1.07,1.06	3 0 0	2 0 0	1

Member Design Capacity

## Member Design Capacity

Member ID	$\Phi_t P_n$ (kip)	$\Phi_c P_n$ (kip)	$\Phi_b M_{zn}$ (k-ft)	$\Phi_b M_{yn}$ (k-ft)	$\Phi_v V_{yn}$ (kip)	$\Phi_v V_{zn}$ (kip)
1	535.87	236.67	147.68	147.68	160.76	160.76
2	251.01	248.88	27.16	27.16	75.30	75.30
3	151.65	150.70	20.17	14.14	54.12	28.95
4	151.65	145.15	20.17	14.14	54.12	28.95
5	151.65	149.10	20.17	14.14	54.12	28.95
6	151.65	150.70	20.17	14.14	54.12	28.95
7	151.65	149.10	20.17	14.14	54.12	28.95
8	159.30	142.47	46.90	6.46	56.26	44.91
9	75.10	66.32	4.25	4.25	22.53	22.53
10	151.65	145.15	20.17	14.14	54.12	28.95
11	159.30	142.47	46.90	6.46	56.26	44.91
12	251.01	248.88	27.16	27.16	75.30	75.30
13	159.30	116.35	39.12	6.46	56.26	44.91
14	159.30	116.35	41.87	6.46	56.26	44.91
15	159.30	137.23	46.90	6.46	56.26	44.91
16	159.30	137.23	46.90	6.46	56.26	44.91
101	535.87	236.67	147.68	147.68	160.76	160.76
102	251.01	248.88	27.16	27.16	75.30	75.30
103	151.65	150.70	20.17	14.14	54.12	28.95
104	151.65	145.15	20.17	14.14	54.12	28.95
105	151.65	149.10	20.17	14.14	54.12	28.95
106	151.65	150.70	20.17	14.14	54.12	28.95
107	151.65	149.10	20.17	14.14	54.12	28.95
108	159.30	142.47	46.90	6.46	56.26	44.91
109	75.10	66.32	4.25	4.25	22.53	22.53
110	151.65	145.15	20.17	14.14	54.12	28.95
111	159.30	142.47	46.90	6.46	56.26	44.91
112	251.01	248.88	27.16	27.16	75.30	75.30
113	159.30	116.35	32.09	6.46	56.26	44.91
114	159.30	116.35	32.09	6.46	56.26	44.91
115	159.30	104.63	31.66	6.46	56.26	44.91
116	159.30	104.63	32.58	6.46	56.26	44.91
201	535.87	236.67	147.68	147.68	160.76	160.76
202	251.01	248.88	27.16	27.16	75.30	75.30
203	151.65	150.70	20.17	14.14	54.12	28.95
204	151.65	145.15	20.17	14.14	54.12	28.95
205	151.65	149.10	20.17	14.14	54.12	28.95
206	151.65	150.70	20.17	14.14	54.12	28.95
207	151.65	149.10	20.17	14.14	54.12	28.95
208	159.30	137.23	46.90	6.46	56.26	44.91
209	75.10	66.32	4.25	4.25	22.53	22.53
210	151.65	145.15	20.17	14.14	54.12	28.95
211	159.30	137.23	46.90	6.46	56.26	44.91
212	251.01	248.88	27.16	27.16	75.30	75.30
213	159.30	116.35	39.12	6.46	56.26	44.91
214	159.30	116.35	41.87	6.46	56.26	44.91
215	159.30	104.63	32.58	6.46	56.26	44.91
216	159.30	104.63	32.58	6.46	56.26	44.91


## Design Ratio

Member ID	P	M <sub>z</sub>	M <sub>y</sub>	V <sub>y</sub>	V <sub>z</sub>	(P,M <sub>z</sub> ,M <sub>y</sub> )	Worst LC	KL/r	φ	Status
1	0.056	0.428	0.037	0.025	0.003	0.460	#13	0.529	Not Required	Pass
2	0.001	0.244	0.110	0.062	0.023	0.326	#21	0.054	Not Required	Pass
3	0.009	0.383	0.049	0.037	0.012	0.437	#21	0.046	Not Required	Pass
4	0.008	0.375	0.079	0.038	0.019	0.458	#21	0.082	Not Required	Pass
5	0.008	0.238	0.046	0.038	0.011	0.247	#21	0.076	Not Required	Pass
6	0.016	0.555	0.158	0.056	0.049	0.721	#21	0.046	Not Required	Pass
7	0.017	0.344	0.209	0.054	0.051	0.386	#21	0.076	Not Required	Pass
8	0.006	0.107	0.189	0.029	0.030	0.298	#21	0.102	Not Required	Pass
9	0.002	0.038	0.092	0.003	0.005	0.106	#21	0.206	Not Required	Pass
10	0.017	0.530	0.198	0.053	0.045	0.661	#21	0.082	Not Required	Pass
11	0.008	0.110	0.187	0.031	0.030	0.301	#21	0.102	Not Required	Pass
12	0.001	0.444	0.179	0.104	0.035	0.575	#21	0.054	Not Required	Pass
13	0.010	0.059	0.599	0.043	0.041	0.614	#23	0.306	Not Required	Pass
14	0.006	0.059	0.589	0.041	0.041	0.602	#23	0.204	Not Required	Pass
15	0.000	0.004	0.022	0.007	0.006	0.026	#21	Not Required	Not Required	Pass
16	0.000	0.004	0.022	0.007	0.006	0.026	#21	Not Required	Not Required	Pass
101	0.073	0.523	0.000	0.031	0.000	0.547	#13	0.529	Not Required	Pass
102	0.003	0.454	0.184	0.109	0.033	0.604	#21	0.054	Not Required	Pass
103	0.016	0.609	0.118	0.060	0.027	0.733	#21	0.046	Not Required	Pass
104	0.016	0.626	0.220	0.062	0.049	0.794	#21	0.082	Not Required	Pass
105	0.016	0.378	0.227	0.060	0.057	0.434	#21	0.076	Not Required	Pass
106	0.016	0.609	0.118	0.060	0.027	0.733	#21	0.046	Not Required	Pass
107	0.016	0.378	0.227	0.060	0.057	0.434	#21	0.076	Not Required	Pass
108	0.006	0.089	0.187	0.034	0.031	0.248	#21	0.102	Not Required	Pass
109	0.014	0.028	0.051	0.001	0.000	0.086	#21	0.206	Not Required	Pass
110	0.016	0.626	0.220	0.062	0.049	0.794	#21	0.082	Not Required	Pass
111	0.008	0.108	0.193	0.032	0.031	0.268	#21	0.102	Not Required	Pass
112	0.003	0.454	0.184	0.109	0.033	0.604	#21	0.054	Not Required	Pass
113	0.010	0.080	0.635	0.044	0.042	0.687	#21	0.306	Not Required	Pass
114	0.007	0.116	0.627	0.046	0.042	0.719	#21	0.306	Not Required	Pass
115	0.011	0.192	0.335	0.032	0.031	0.534	#21	0.370	Not Required	Pass
116	0.006	0.173	0.330	0.034	0.031	0.506	#21	0.370	Not Required	Pass
201	0.056	0.428	0.037	0.025	0.003	0.460	#13	0.529	Not Required	Pass
202	0.001	0.444	0.179	0.104	0.035	0.575	#21	0.054	Not Required	Pass
203	0.016	0.555	0.158	0.056	0.049	0.721	#21	0.046	Not Required	Pass
204	0.017	0.530	0.198	0.053	0.045	0.661	#21	0.082	Not Required	Pass
205	0.017	0.344	0.209	0.054	0.051	0.386	#21	0.076	Not Required	Pass
206	0.009	0.383	0.049	0.037	0.012	0.437	#21	0.046	Not Required	Pass
207	0.008	0.238	0.046	0.038	0.011	0.247	#21	0.076	Not Required	Pass
208	0.000	0.004	0.022	0.007	0.006	0.026	#21	Not Required	Not Required	Pass
209	0.002	0.038	0.092	0.003	0.005	0.106	#21	0.206	Not Required	Pass
210	0.008	0.375	0.079	0.038	0.019	0.458	#21	0.082	Not Required	Pass
211	0.000	0.004	0.022	0.007	0.006	0.026	#21	Not Required	Not Required	Pass
212	0.001	0.244	0.110	0.062	0.023	0.326	#21	0.054	Not Required	Pass
213	0.010	0.059	0.599	0.043	0.041	0.614	#23	0.204	Not Required	Pass
214	0.006	0.059	0.589	0.041	0.041	0.602	#23	0.306	Not Required	Pass
215	0.011	0.197	0.335	0.031	0.030	0.535	#21	0.370	Not Required	Pass
216	0.006	0.184	0.331	0.029	0.030	0.517	#21	0.370	Not Required	Pass

## Definitions

Φ<sub>t</sub> Safety factor for tensile

$\Phi_c$	Safety factor for compression
$\Phi_b$	Safety factor for flexure
$\Phi_v$	Safety factor for shear
E	Modulus of elasticity
$F_y$	Specified minimum yield stress
$F_u$	Specified minimum tensile strength
A	Cross-sectional area
J	Torsional constant
$I_{yp}$	Moment of inertia about the Y axes
$I_{zp}$	Moment of inertia about the Z axes
$I_w$	Warping constant
$S_{yp}$	Plastic section modulus about the Y axis
$S_{zp}$	Plastic section modulus about the Z axis
KL	Effective length
$C_b$	Buckling modification factor (from all load combinations)
$L_b$	Length between braced points
LST	Limited slenderness for tension
LSC	Limited slenderness for compression
LD	Limited deflection
$P_n$	Nominal axial strength (tension/compression)
$M_n$	Nominal flexural strength (about Z/Y axis)
$V_n$	Nominal shear strength (along Z/Y axis)
P	Design ratio in case of axial force
$M_z$	Design ratio in case of bending about Z axis
$M_y$	Design ratio in case of bending about Y axis
$V_y$	Design ratio in case of shear along Y axis
$V_z$	Design ratio in case of shear along Z axis
(P, $M_z$ , $M_y$ )	Design ratio in case of axial force and bending action
KL/r	Design ratio in case of section slenderness
$\delta$	Design ratio in case of member deflection
OK	Capacity is provided
NG	Capacity is not provided

REFERENCES	CALCULATIONS	RESULTS																										
	<p><b>SkyCiv Foundation Design</b> Pile Foundation</p> <p><b>Design Information :</b> Design code : IBC 2021 (International Building Code) Unit System : Imperial</p>																											
	<p><b>Pile Input</b></p>  <p><b>Geometry</b> Pile shape: rectangular <math>b = 48</math> in - Pile width <math>D = 48</math> in - Pile depth <math>L = 7.25</math> ft - Total pile length <math>h_1 = 0</math> ft - Lateral load height from the top of the pile, <math>h_2 = 0</math> ft - Depth to resting surface <math>h_e = 0</math> ft - Length of pile above the ground</p> <p><b>Tabulation of Soil Parameters</b></p> <table border="1" data-bbox="416 1099 1193 1193"> <thead> <tr> <th>Layer</th> <th>Label</th> <th>Allowable Bearing Pressure (<math>q_a</math>) (psf)</th> <th>Allowable Lateral Pressure (<math>R</math>) (psf/ft)</th> </tr> </thead> <tbody> <tr> <td>1</td> <td>Sand, silty sand, clayey sand, silty gravel &amp; clayey gravel</td> <td>2000.000</td> <td>150.000</td> </tr> </tbody> </table> <p><b>Tabulation of Loads</b></p> <table border="1" data-bbox="676 1285 935 1458"> <thead> <tr> <th>Load Component</th> <th>ASD</th> <th>LRFD</th> </tr> </thead> <tbody> <tr> <td><math>P</math> (kip)</td> <td>7.930</td> <td>13.195</td> </tr> <tr> <td><math>V_x</math> (kip)</td> <td>-2.417</td> <td>-4.060</td> </tr> <tr> <td><math>V_z</math> (kip)</td> <td>0.311</td> <td>0.510</td> </tr> <tr> <td><math>M_x</math> (kipft)</td> <td>1.453</td> <td>2.399</td> </tr> <tr> <td><math>M_z</math> (kipft)</td> <td>37.609</td> <td>63.192</td> </tr> </tbody> </table> <p><b>Material Properties</b> <math>f'_{ck} = 3</math> ksi - Concrete strength,</p>	Layer	Label	Allowable Bearing Pressure ( $q_a$ ) (psf)	Allowable Lateral Pressure ( $R$ ) (psf/ft)	1	Sand, silty sand, clayey sand, silty gravel & clayey gravel	2000.000	150.000	Load Component	ASD	LRFD	$P$ (kip)	7.930	13.195	$V_x$ (kip)	-2.417	-4.060	$V_z$ (kip)	0.311	0.510	$M_x$ (kipft)	1.453	2.399	$M_z$ (kipft)	37.609	63.192	
Layer	Label	Allowable Bearing Pressure ( $q_a$ ) (psf)	Allowable Lateral Pressure ( $R$ ) (psf/ft)																									
1	Sand, silty sand, clayey sand, silty gravel & clayey gravel	2000.000	150.000																									
Load Component	ASD	LRFD																										
$P$ (kip)	7.930	13.195																										
$V_x$ (kip)	-2.417	-4.060																										
$V_z$ (kip)	0.311	0.510																										
$M_x$ (kipft)	1.453	2.399																										
$M_z$ (kipft)	37.609	63.192																										
	<p><b>Required depth to resist lateral loads (ASD)</b> <math>H</math> - Point of application of the lateral load</p> $H = h_1 + h_2 + h_e$ $H = (0 \text{ ft}) + (0 \text{ ft}) + (0 \text{ ft})$ $H = 0 \text{ ft}$ <p><b>Considering x-direction:</b> <math>H_o</math> - Lateral force per length of pile,</p> $H_o = \frac{V_x}{1.57 D}$ $H_o = \frac{(-2.417 \text{ kip})}{1.57 \times (48 \text{ in})}$ $H_o = -0.38487 \text{ kip/ft}$ <p><math>M_o</math> - Moment per length of pile,</p> $M_o = \frac{M_x + (V_x H)}{1.57 D}$																											

$$M_o = \frac{(37.609 \text{ kipft}) + ((-2.417 \text{ kip}) \times (0 \text{ ft}))}{1.57 \times (48 \text{ in})}$$

$$M_o = 5.9887 \text{ kipft/ft}$$

Required depth of embedment in earth:

$$L_x^3 - \left(14.14 \times \frac{H_o \times L_x}{R}\right) - \left(18.85 \times \frac{M_o}{R}\right) = 0$$

Solving the cubic equation:

$L_{e,x} = 6.8469 \text{ ft}$  - Required depth in x-direction,

**Considering z-direction:**

$H_o$  - Lateral force per length of pile,

$$H_o = \frac{V_z}{1.57 b}$$

$$H_o = \frac{(0.311 \text{ kip})}{1.57 \times (48 \text{ in})}$$

$$H_o = 0.049522 \text{ kip/ft}$$

$M_o$  - Moment per length of pile,

$$M_o = \frac{M_x + (V_z H)}{1.57 b}$$

$$M_o = \frac{(1.453 \text{ kipft}) + ((0.311 \text{ kip}) \times (0 \text{ ft}))}{1.57 \times (48 \text{ in})}$$

$$M_o = 0.23137 \text{ kipft/ft}$$

Required depth of embedment in earth:

$$L_z^3 - \left(14.14 \times \frac{H_o \times L_z}{R}\right) - \left(18.85 \times \frac{M_o}{R}\right) = 0$$

Solving the cubic equation:

$L_{e,z} = 3.0175 \text{ ft}$  - Required depth in z-direction,

**Minimum embedded depth required:**

$L_{e,req}$  - Depth of pile required,

$$L_{e,req} = \text{MAX}[L_{e,x}, L_{e,z}]$$

$$L_{e,req} = \text{MAX}[(6.8469 \text{ ft}), (3.0175 \text{ ft})]$$

$$L_{e,req} = 6.847 \text{ ft}$$

$L_e$  - Actual embedded length of pile,

$$L_e = L - h_e - h_2$$

$$L_e = (7.25 \text{ ft}) - (0 \text{ ft}) - (0 \text{ ft})$$

$$L_e = 7.25 \text{ ft}$$

**Ratio** - Embedded depth

$$\text{Ratio} = \frac{L_{e,req}}{L_e}$$

$$\text{Ratio} = \frac{(6.847 \text{ ft})}{(7.25 \text{ ft})}$$

$$\text{Ratio} = 0.94441$$

Status: **PASS**  
Ratio: **0.940**

**End-bearing Capacity (ASD)**

A - Pile cross-section area

$$A = b D$$

$$A = (48 \text{ in}) \times (48 \text{ in})$$

$$A = 16 \text{ ft}^2$$

q - End-bearing pressure

$$q = \frac{P_c}{A}$$

$$q = \frac{(7.93 \text{ kip})}{(16 \text{ ft}^2)}$$

$$q = 0.495625 \text{ kip/ft}^2$$

$$q = 0.49562 \text{ kip/ft}^2$$

**Check bearing capacity ratio:**

Ratio - Capacity

$$\text{Ratio} = \frac{q}{q_a}$$

$$\text{Ratio} = \frac{(0.49562 \text{ kip/ft}^2)}{(2000 \text{ psf})}$$

$$\text{Ratio} = 0.24781$$

Status: **PASS**  
Ratio: **0.250**

Czerniak

**Lateral Soil Pressure (ASD):**

$L/D$  - Length to least lateral dimension ratio,

$$L/D = \frac{L}{D}$$

$$L/D = \frac{(7.25 \text{ ft})}{(48 \text{ in})}$$

$$L/D = 1.8125$$

Since  $L/D \leq 10$ ,

Pile is short.

**Considering x-direction:**

$H_o = -0.38487 \text{ kip/ft}$  - Lateral force per length of pile,

$M_o = 5.9887 \text{ kipft/ft}$  - Overturning moment per length of pile,

$a$  - Distance from resting surface to pivot point,

$$a = \frac{(4 M_o L_e) + (3 H_o L_e^2)}{(6 M_o) + (4 H_o L_e)}$$

$$a = \frac{(4 \times (5.9887 \text{ kipft/ft}) \times (7.25 \text{ ft})) + (3 \times (-0.38487 \text{ kip/ft}) \times (7.25 \text{ ft})^2)}{(6 \times (5.9887 \text{ kipft/ft})) + (4 \times (-0.38487 \text{ kip/ft}) \times (7.25 \text{ ft}))}$$

$$a = 4.9765 \text{ ft}$$

$p$  - Earth pressure against the pile at distance  $a/2$  from resting surface,

$$p = \frac{0.75 [(4 M_o) + (3 H_o L_e)]^2}{L_e^2 [(3 M_o) + (2 H_o L_e)]}$$

$$p = \frac{0.75 \times [(4 \times (5.9887 \text{ kipft/ft})) + (3 \times (-0.38487 \text{ kip/ft}) \times (7.25 \text{ ft}))]^2}{(7.25 \text{ ft})^2 \times [(3 \times (5.9887 \text{ kipft/ft})) + (2 \times (-0.38487 \text{ kip/ft}) \times (7.25 \text{ ft}))]}$$

$$p = 0.27978 \text{ kip/ft}^2$$

$s$  - Earth pressure against the pile at distance  $L_e$ ,

$$s = \frac{6 [(2 M_o) + (H_o L_e)]}{L_e^2}$$

$$s = \frac{6 \times [(2 \times (5.9887 \text{ kipft/ft})) + ((-0.38487 \text{ kip/ft}) \times (7.25 \text{ ft}))]}{(7.25 \text{ ft})^2}$$

$$s = 1.0487 \text{ kip/ft}^2$$

**Check lateral soil pressure capacity:**

$p_a$  - Allowable lateral soil pressure at depth  $a/2$ ,

$$p_a = R \frac{a}{2}$$

$$p_a = (150 \text{ psf/ft}) \times \frac{(4.9765 \text{ ft})}{2}$$

$$p_a = 0.37324 \text{ kip/ft}^2$$

Ratio - Lateral soil capacity

$$\text{Ratio} = \frac{p}{p_a}$$

$$\text{Ratio} = \frac{(0.27978 \text{ kip/ft}^2)}{(0.37324 \text{ kip/ft}^2)}$$

$$\text{Ratio} = 0.74961$$

$p_a$  - Allowable lateral soil pressure at depth  $L_e$ ,

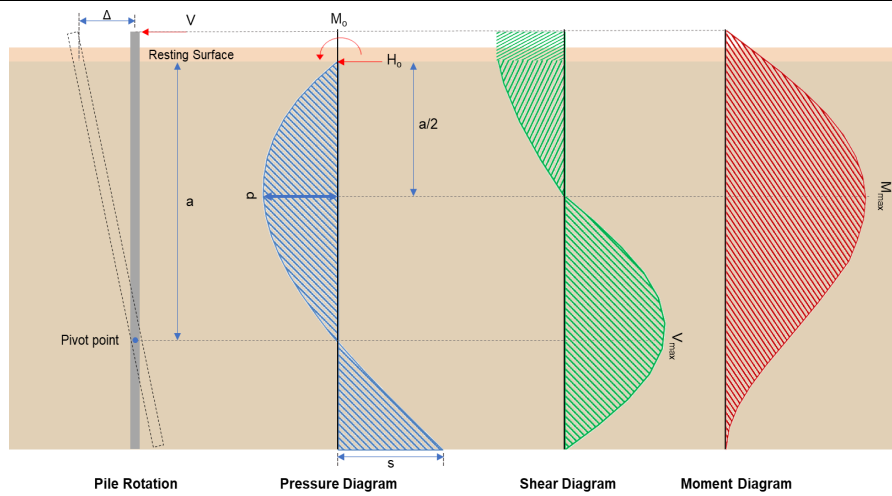
Status: **PASS**  
Ratio: **0.750**

	$p_s = R L_e$ $p_s = (150 \text{ psf/ft}) \times (7.25 \text{ ft})$ $p_s = 1.0875 \text{ kip/ft}^2$ <p>Ratio - Lateral soil capacity</p> $\text{Ratio} = \frac{s}{p_s}$ $\text{Ratio} = \frac{(1.0487 \text{ kip/ft}^2)}{(1.0875 \text{ kip/ft}^2)}$ $\text{Ratio} = 0.96432$	<p>Status: <b>PASS</b> Ratio: <b>0.960</b></p>
	<p><b>Considering z-direction:</b></p> <p><math>H_o = 0.049522 \text{ kip/ft}</math> - Lateral force per length of pile,  <math>M_o = 0.23137 \text{ kipft/ft}</math> - Overturning moment per length of pile,  <math>a</math> - Distance from resting surface to pivot point,</p> $a = \frac{(4 M_o L_e) + (3 H_o L_e^2)}{(6 M_o) + (4 H_o L_e)}$ $a = \frac{(4 \times (0.23137 \text{ kipft/ft}) \times (7.25 \text{ ft})) + (3 \times (0.049522 \text{ kip/ft}) \times (7.25 \text{ ft})^2)}{(6 \times (0.23137 \text{ kipft/ft})) + (4 \times (0.049522 \text{ kip/ft}) \times (7.25 \text{ ft}))}$ $a = 5.1405 \text{ ft}$ <p><math>p</math> - Earth pressure against the pile at distance <math>a/2</math> from resting surface,</p> $p = \frac{0.75 [(4 M_o) + (3 H_o L_e)]^2}{L_e^2 [(3 M_o) + (2 H_o L_e)]}$ $p = \frac{0.75 [(4 \times (0.23137 \text{ kipft/ft})) + (3 \times (0.049522 \text{ kip/ft}) \times (7.25 \text{ ft}))]^2}{(7.25 \text{ ft})^2 [(3 \times (0.23137 \text{ kipft/ft})) + (2 \times (0.049522 \text{ kip/ft}) \times (7.25 \text{ ft}))]}$ $p = 0.040521 \text{ kip/ft}^2$ <p><math>s</math> - Earth pressure against the pile at distance <math>L_e</math>,</p> $s = \frac{6 [(2 M_o) + (H_o L_e)]}{L_e^2}$ $s = \frac{6 [(2 \times (0.23137 \text{ kipft/ft})) + ((0.049522 \text{ kip/ft}) \times (7.25 \text{ ft}))]}{(7.25 \text{ ft})^2}$ $s = 0.093806 \text{ kip/ft}^2$ <p><b>Check lateral soil pressure capacity:</b></p> <p><math>p_a</math> - Allowable lateral soil pressure at depth <math>a/2</math>,</p> $p_a = R \frac{a}{2}$ $p_a = (150 \text{ psf/ft}) \times \frac{(5.1405 \text{ ft})}{2}$ $p_a = 0.38554 \text{ kip/ft}^2$ <p>Ratio - Lateral soil capacity</p> $\text{Ratio} = \frac{p}{p_a}$ $\text{Ratio} = \frac{(0.040521 \text{ kip/ft}^2)}{(0.38554 \text{ kip/ft}^2)}$ $\text{Ratio} = 0.1051$ <p><math>p_s</math> - Allowable lateral soil pressure at depth <math>L_e</math>,</p> $p_s = R L_e$ $p_s = (150 \text{ psf/ft}) \times (7.25 \text{ ft})$ $p_s = 1.0875 \text{ kip/ft}^2$ <p>Ratio - Lateral soil capacity</p> $\text{Ratio} = \frac{s}{p_s}$	<p>Status: <b>PASS</b> Ratio: <b>0.110</b></p>

$$Ratio = \frac{(0.093806 \text{ kip/ft}^2)}{(1.0875 \text{ kip/ft}^2)}$$

$$Ratio = 0.086258$$

Status: **PASS**  
Ratio: **0.090**



#### Shear force and Bending moment (x-direction, LRFD)

$H_o$  - Lateral force per length of pile,

$$H_o = \frac{V_x}{1.57 D}$$

$$H_o = \frac{(-4.06 \text{ kip})}{1.57 \times (48 \text{ in})}$$

$$H_o = -0.6465 \text{ kip/ft}$$

$M_o$  - Moment per length of pile,

$$M_o = \frac{M_x + (V_x H)}{1.57 D}$$

$$M_o = \frac{(63.192 \text{ kipft}) + ((-4.06 \text{ kip}) \times (0 \text{ ft}))}{1.57 \times (48 \text{ in})}$$

$$M_o = 10.062 \text{ kipft/ft}$$

$E$  - Distance from lateral load to resisting surface,

$$E = \frac{M_o}{H_o}$$

$$E = \frac{(10.062 \text{ kipft/ft})}{(-0.6465 \text{ kip/ft})}$$

$$E = 15.565 \text{ ft}$$

$a$  - Distance from resting surface to pivot point,

$$a = \frac{(4 M_o L_c) + (3 H_o L_c^2)}{(6 M_o) + (4 H_o L_c)}$$

$$a = \frac{(4 \times (10.062 \text{ kipft/ft}) \times (7.25 \text{ ft})) + (3 \times (-0.6465 \text{ kip/ft}) \times (7.25 \text{ ft})^2)}{(6 \times (10.062 \text{ kipft/ft})) + (4 \times (-0.6465 \text{ kip/ft}) \times (7.25 \text{ ft}))}$$

$$a = 4.9765 \text{ ft}$$

$V_{max}$  - Max shear force located at depth  $a$ ,

$$V_{max} = (H_o D) \left[ 1 - \left[ 3 \left( \frac{4 E}{L_c} + 3 \right) \left( \frac{a}{L_c} \right)^2 \right] + \left[ 4 \left( \frac{3 E}{L_c} + 2 \right) \left( \frac{a}{L_c} \right)^3 \right] \right]$$

$$V_{max} = ((-0.6465 \text{ kip/ft}) \times (48 \text{ in})) \times \left[ 1 - \left[ 3 \times \left( \frac{4 \times (15.565 \text{ ft})}{(7.25 \text{ ft})} + 3 \right) \times \left( \frac{(4.9765 \text{ ft})}{(7.25 \text{ ft})} \right)^2 \right] + \left[ 4 \times \left( \frac{3 \times (15.565 \text{ ft})}{(7.25 \text{ ft})} + 2 \right) \times \left( \frac{(4.9765 \text{ ft})}{(7.25 \text{ ft})} \right)^3 \right] \right]$$

$$V_{max} = 11.532 \text{ kip}$$

$M_{max}$  - Max bending moment located at depth  $a/2$ ,

$$M_{max} = (H_o D L_e) \left[ \left( \frac{E}{L_e} + \frac{a}{2 L_e} \right) - \left[ \left( \frac{4E}{L_e} + 3 \right) \left( \frac{a}{2 L_e} \right)^3 + \left[ \left( \frac{3E}{L_e} + 2 \right) \left( \frac{a}{2 L_e} \right)^4 \right] \right] \right]$$

$$M_{max} = ((-0.6465 \text{ kip/ft}) \times (48 \text{ in}) \times (7.25 \text{ ft})) \times \left[ \left( \frac{(15.565 \text{ ft})}{(7.25 \text{ ft})} + \frac{(4.9765 \text{ ft})}{2 \times (7.25 \text{ ft})} \right) - \left[ \left( \frac{4 \times (15.565 \text{ ft})}{(7.25 \text{ ft})} + 3 \right) \times \left( \frac{(4.9765 \text{ ft})}{2 \times (7.25 \text{ ft})} \right)^3 + \left[ \left( \frac{3 \times (15.565 \text{ ft})}{(7.25 \text{ ft})} + 2 \right) \times \left( \frac{(4.9765 \text{ ft})}{2 \times (7.25 \text{ ft})} \right)^4 \right] \right] \right]$$

$$M_{max} = 40.097 \text{ kipft}$$

### Shear force and Bending moment (z-direction, LRFD)

$H_o$  - Lateral force per length of pile,

$$H_o = \frac{V_z}{1.57 b}$$

$$H_o = \frac{(0.51 \text{ kip})}{1.57 \times (48 \text{ in})}$$

$$H_o = 0.08121 \text{ kip/ft}$$

$M_o$  - Moment per length of pile,

$$M_o = \frac{M_x + (V_z H)}{1.57 b}$$

$$M_o = \frac{(2.399 \text{ kipft}) + ((0.51 \text{ kip}) \times (0 \text{ ft}))}{1.57 \times (48 \text{ in})}$$

$$M_o = 0.38201 \text{ kipft/ft}$$

$E$  - Distance from lateral load to resisting surface,

$$E = \frac{M_o}{H_o}$$

$$E = \frac{(0.38201 \text{ kipft/ft})}{(0.08121 \text{ kip/ft})}$$

$$E = 4.7039 \text{ ft}$$

$a$  - Distance from resting surface to pivot point,

$$a = \frac{(4 M_o L_e) + (3 H_o L_e^2)}{(6 M_o) + (4 H_o L_e)}$$

$$a = \frac{(4 \times (0.38201 \text{ kipft/ft}) \times (7.25 \text{ ft})) + (3 \times (0.08121 \text{ kip/ft}) \times (7.25 \text{ ft})^2)}{(6 \times (0.38201 \text{ kipft/ft})) + (4 \times (0.08121 \text{ kip/ft}) \times (7.25 \text{ ft}))}$$

$$a = 5.1395 \text{ ft}$$

$V_{max}$  - Max shear force located at depth  $a$ ,

$$V_{max} = (H_o b) \left[ 1 - \left[ 3 \left( \frac{4E}{L_e} + 3 \right) \left( \frac{a}{L_e} \right)^2 + 4 \left( \frac{3E}{L_e} + 2 \right) \left( \frac{a}{L_e} \right)^3 \right] \right]$$

$$V_{max} = ((0.08121 \text{ kip/ft}) \times (48 \text{ in})) \times \left[ 1 - \left[ 3 \times \left( \frac{4 \times (4.7039 \text{ ft})}{(7.25 \text{ ft})} + 3 \right) \times \left( \frac{(5.1395 \text{ ft})}{(7.25 \text{ ft})} \right)^2 + 4 \times \left( \frac{3 \times (4.7039 \text{ ft})}{(7.25 \text{ ft})} + 2 \right) \times \left( \frac{(5.1395 \text{ ft})}{(7.25 \text{ ft})} \right)^3 \right] \right]$$

$$V_{max} = 0.58856 \text{ kip}$$

$M_{max}$  - Max bending moment located at depth  $a/2$ ,

$$M_{max} = (H_o b L_e) \left[ \left( \frac{E}{L_e} + \frac{a}{2 L_e} \right) - \left[ \left( \frac{4E}{L_e} + 3 \right) \left( \frac{a}{2 L_e} \right)^3 + \left[ \left( \frac{3E}{L_e} + 2 \right) \left( \frac{a}{2 L_e} \right)^4 \right] \right] \right]$$

$$M_{max} = ((0.08121 \text{ kip/ft}) \times (48 \text{ in}) \times (7.25 \text{ ft})) \times \left[ \left( \frac{(4.7039 \text{ ft})}{(7.25 \text{ ft})} + \frac{(5.1395 \text{ ft})}{2 \times (7.25 \text{ ft})} \right) - \left[ \left( \frac{4 \times (4.7039 \text{ ft})}{(7.25 \text{ ft})} + 3 \right) \times \left( \frac{(5.1395 \text{ ft})}{2 \times (7.25 \text{ ft})} \right)^3 + \left[ \left( \frac{3 \times (4.7039 \text{ ft})}{(7.25 \text{ ft})} + 2 \right) \times \left( \frac{(5.1395 \text{ ft})}{2 \times (7.25 \text{ ft})} \right)^4 \right] \right] \right]$$

$$M_{max} = 1.9227 \text{ kipft}$$

### Minimum Reinforcement Check (LRFD)

#### Parameters:

$f'_{ck} = 3 \text{ ksi}$  - Concrete strength,  
 $f_{yk} = 60 \text{ ksi}$  - Longitudinal reinforcement strength,  
 $\phi = 0.65$  - Reduction factor for axial strength,  
 $\alpha = 0.8$  - Alpha factor for axial strength,  
 $A_g = 2304 \text{ in}^2$  - Gross area of concrete,

Table 22.4.2.1

#### Longitudinal reinforcement:

Required reinforcement due to axial load,  $A_{st,required}$

22.4.2.2, 10.6.1.1

$A_{st,required}$

$$A_{st,required} = \text{Min} \left[ \frac{\frac{P}{\phi \alpha} - (0.85 f'_{ck} A_g)}{f_{yk} - (0.85 f'_{ck})}, (0.08 A_g) \right]$$

$$A_{st,required} = \text{Min} \left[ \frac{\frac{(13.195 \text{ kip})}{(0.65) \times (0.8)} - (0.85 \times (3 \text{ ksi}) \times (2304 \text{ in}^2))}{(60 \text{ ksi}) - (0.85 \times (3 \text{ ksi}))}, (0.08 \times (2304 \text{ in}^2)) \right]$$

$$A_{st,required} = -101.82 \text{ in}^2$$

$A_{min}$  - Governing minimum reinforcement area,

$$A_{min} = \text{Max} [A_{st,required}, (0.0018 A_g)]$$

$$A_{min} = \text{Max} [(-101.82 \text{ in}^2), (0.0018 \times (2304 \text{ in}^2))]$$

$$A_{min} = 4.1472 \text{ in}^2$$

$n_{rebar}$  - Required number of reinforcement,

$$n_{rebar} = \frac{A_{min}}{A_{rebar}}$$

$$n_{rebar} = \frac{(4.1472 \text{ in}^2)}{(0.3068 \text{ in}^2)}$$

$$n_{rebar} = 14$$

$A_{st}$  - Actual total reinforcement area,

$$A_{st} = n_{rebar} \frac{\pi d_{bar}^2}{4}$$

$$A_{st} = (14) \times \frac{\pi \times (0.625 \text{ in})^2}{4}$$

$$A_{st} = 4.2951 \text{ in}^2$$

Ratio - Capacity

$$\text{Ratio} = \frac{A_{min}}{A_{st}}$$

$$\text{Ratio} = \frac{(4.1472 \text{ in}^2)}{(4.2951 \text{ in}^2)}$$

$$\text{Ratio} = 0.96556$$

Status: **PASS**  
Ratio: **0.970**

25.2.3

$s_{rebar}$  - Minimum spacing of reinforcement,

$$s_{rebar} = \text{Max} [1.5, (1.5 d_{bar})]$$

$$s_{rebar} = \text{Max} [1.5, (1.5 \times (0.625 \text{ in}))]$$

$$s_{rebar} = 1.5 \text{ in}$$

#### Ties:

25.7.2.2 Since longitudinal reinforcement is  $\leq$  No. 10: Use #3(0.375 in)

25.7.2.1  $s_{ties}$  - Maximum spacing of ties,

$$s_{ties} = \text{Min} [(16 d_{bar}), (48 d_{ties}), \text{Min} (D, b)]$$

$$s_{ties} = \text{Min} [(16 \times (0.625 \text{ in})), (48 \times (0.375 \text{ in})), \text{Min} ((48 \text{ in}), (48 \text{ in}))]$$

$$s_{ties} = 10 \text{ in}$$

#### Summary:

Main reinforcement: **14 - #5 (0.625 in)**

Ties: #3(0.375 in) - 10 in

**Axial Compression Strength (ACI 318-19, LRFD)**

22.4.2.2

$\phi P_N$  - Allowable axial compressive strength

$$\phi P_N = \phi 0.80 [(0.85 f'_{ck} [A_g - A_{st}]) + (f_{yk} A_{st})]$$

$$\phi P_N = (0.65) \times 0.80 \times [(0.85 \times (3 \text{ ksi}) \times [(2304 \text{ in}^2) - (4.2951 \text{ in}^2)]) + ((60 \text{ ksi}) \times (4.2951 \text{ in}^2))]$$

$$\phi P_N = 3183.4 \text{ kip}$$

Ratio - Capacity

$$\text{Ratio} = \frac{P}{\phi P_N}$$

$$\text{Ratio} = \frac{(13.195 \text{ kip})}{(3183.4 \text{ kip})}$$

$$\text{Ratio} = 0.0041449$$

Status: **PASS**  
Ratio: **0.000**

**Shear Strength (ACI 318-19, LRFD)**

**Parameters:**

22.5.2.2

$b_w = 48 \text{ in}$  - Effective width,  
 $d$  - Effective depth

$$d = 0.80 D$$

$$d = 0.80 \times (48 \text{ in})$$

$$d = 38.4 \text{ in}$$

22.5.5.1.3

$\lambda_s$  - size effect modification factor

$$\lambda_s = \text{MIN} \left[ \sqrt{\frac{2}{1 + \frac{d}{10}}}, 1 \right]$$

$$\lambda_s = \text{MIN} \left[ \sqrt{\frac{2}{1 + \frac{(38.4 \text{ in})}{10}}}, 1 \right]$$

$$\lambda_s = 0.64282$$

22.5.5.1.1

The following variables were converted to be consistent with empirical formula  $f'_{ck} = 3 \text{ ksi} \rightarrow 3000 \text{ psi}$ ,  
 $V_{c,max}$  - Max shear strength of concrete

$$V_{c,max} = 5 \lambda_s \sqrt{f'_{ck}} b_w d$$

$$V_{c,max} = 5 \times (0.64282) \times \sqrt{(3000 \text{ psi})} \times (48 \text{ in}) \times (38.4 \text{ in})$$

$$V_{c,max} = 324.49 \text{ kip}$$

22.5.5.1.1(a)

The following variables were converted to be consistent with empirical formula  $f'_{ck} = 3 \text{ ksi} \rightarrow 3000 \text{ psi}$ ,  $P = 13.195 \text{ kip} \rightarrow 13195 \text{ lbf}$ ,  
 $V_{c,a}$  - Shear strength of concrete (a)

$$V_{c,a} = \left[ 2 \lambda_s \sqrt{f'_{ck}} + \frac{P}{6 A_g} \right] b_w d$$

$$V_{c,a} = \left[ 2 \times (0.64282) \times \sqrt{(3000 \text{ psi})} + \frac{(13195 \text{ lbf})}{6 \times (2304 \text{ in}^2)} \right] \times (48 \text{ in}) \times (38.4 \text{ in})$$

$$V_{c,a} = 131.55 \text{ kip}$$

22.5.5.1.2

The following variables were converted to be consistent with empirical formula  $f'_{ck} = 3 \text{ ksi} \rightarrow 3000 \text{ psi}$ ,  
 $V_{c,b}$  - Shear strength of concrete (b)

$$V_{c,b} = \left[ 2 \lambda_s \sqrt{f'_{ck}} + (0.05 f'_{ck}) \right] b_w d$$

$$V_{c,b} = \left[ 2 \times (0.64282) \times \sqrt{(3000 \text{ psi})} + (0.05 \times (3000 \text{ psi})) \right] \times (48 \text{ in}) \times (38.4 \text{ in})$$

$$V_{c,b} = 406.27 \text{ kip}$$

$V_c$  - Governing shear strength of concrete


$$V_c = \text{Min}[V_{c,max}, V_{c,a}, V_{c,b}]$$

$$V_c = \text{Min}[(324.49 \text{ kip}), (131.55 \text{ kip}), (406.27 \text{ kip})]$$

$$V_c = 131.55 \text{ kip}$$

<p>22.5.1.2</p>	<p>The following variables were converted to be consistent with empirical formula <math>f'_{ck} = 3 \text{ ksi} \rightarrow 3000 \text{ psi}</math>,  <math>V_{s,a}</math> - Shear strength of steel (a)</p> $V_{s,a} = 8 \sqrt{f'_{ck}} b_w d$ $V_{s,a} = 8 \times \sqrt{(3000 \text{ psi})} \times (48 \text{ in}) \times (38.4 \text{ in})$ $V_{s,a} = 807.65 \text{ kip}$ <p><math>A_v</math> - Ties rebar area,</p> $A_v = \frac{\pi d_{ties}^2}{4}$ $A_v = \frac{\pi \times (0.375 \text{ in})^2}{4}$ $A_v = 0.11045 \text{ in}^2$ <p>22.5.8.5.3 <math>V_{s,b}</math> - Shear strength of steel (b)</p> $V_{s,b} = \frac{2 A_v f_{yt} d}{s_{ties}}$ $V_{s,b} = \frac{2 \times (0.11045 \text{ in}^2) \times (60 \text{ ksi}) \times (38.4 \text{ in})}{(10 \text{ in})}$ $V_{s,b} = 50.894 \text{ kip}$ <p><math>V_s</math> - Governing shear strength of steel</p> $V_s = \text{MIN}[V_{s,a}, V_{s,b}]$ $V_s = \text{MIN}[(807.65 \text{ kip}), (50.894 \text{ kip})]$ $V_s = 50.894 \text{ kip}$ <p>22.5.1.1 <math>\phi V_n</math> - Allowable shear strength</p> $\phi V_n = \phi (V_c + V_s)$ $\phi V_n = (0.65) \times ((131.55 \text{ kip}) + (50.894 \text{ kip}))$ $\phi V_n = 118.59 \text{ kip}$ <p><b>Considering x-direction:</b></p> <p><math>V_{max} = 11.532 \text{ kip}</math> - Maximum shear force in the x-direction,  Ratio - Capacity</p> $\text{Ratio} = \frac{V_{max}}{\phi V_n}$ $\text{Ratio} = \frac{(11.532 \text{ kip})}{(118.59 \text{ kip})}$ $\text{Ratio} = 0.097244$ <p><b>Considering z-direction:</b></p> <p><math>V_{max} = 0.58856 \text{ kip}</math> - Maximum shear force in the z-direction,  Ratio - Capacity</p> $\text{Ratio} = \frac{V_{max}}{\phi V_n}$ $\text{Ratio} = \frac{(0.58856 \text{ kip})}{(118.59 \text{ kip})}$ $\text{Ratio} = 0.0049629$	<p>Status: <b>PASS</b>  Ratio: <b>0.100</b></p> <p>Status: <b>PASS</b>  Ratio: <b>0.000</b></p>
	<p><b>Flexural Strength (ACI 318-19, LFRD)</b></p> <p><math>S_m</math> - Section modulus</p> $S_m = \frac{b D^2}{6}$ $S_m = \frac{(48 \text{ in}) \times (48 \text{ in})^2}{6}$ $S_m = 18432 \text{ in}^3$	

<p>14.5.2.1b</p>	<p><math>\lambda = 1</math> - Concrete modification factor (Normal concrete),  Allowable flexural strength:  <math>M_n</math> shall be the lesser of:  <math>\phi M_{n,1}</math></p> $\phi M_{n,1} = \phi \times 5 \times \lambda \times \sqrt{f'_c} \times S_m$ $\phi M_{n,1} = 0.65 \times 5 \times 1 \times \sqrt{3 \text{ksi}} \times 18432.001 \text{in}^3$ $\phi M_{n,1} = 273.423 \text{kipft}$ <p><math>\phi M_{n,2}</math></p> $\phi M_{n,2} = \phi \times 0.85 \times f'_c \times S_m$ $\phi M_{n,2} = (0.65) \times 0.85 \times (3 \text{ksi}) \times (18432 \text{in}^3)$ $\phi M_{n,2} = 2545.9 \text{kipft}$ <p>Therefore,  <math>\phi M_n</math> - Allowable flexural strength,</p> $\phi M_n = \text{MIN}[\phi M_{n,1}, \phi M_{n,2}]$ $\phi M_n = \text{MIN}[(273.42 \text{kipft}), (2545.9 \text{kipft})]$ $\phi M_n = 273.42 \text{kipft}$ <p><b>Considering x-direction:</b>  <math>M_{max} = 40.097 \text{kipft}</math> - Maximum moment in the x-direction,  Ratio - Capacity</p> $\text{Ratio} = \frac{M_{max}}{\phi M_n}$ $\text{Ratio} = \frac{(40.097 \text{kipft})}{(273.42 \text{kipft})}$ $\text{Ratio} = 0.14665$	<p>Status: <b>PASS</b>  Ratio: <b>0.150</b></p>
	<p><b>Considering z-direction:</b>  <math>M_{max} = 1.9227 \text{kipft}</math> - Maximum moment in the z-direction,  Ratio - Capacity</p> $\text{Ratio} = \frac{M_{max}}{\phi M_n}$ $\text{Ratio} = \frac{(1.9227 \text{kipft})}{(273.42 \text{kipft})}$ $\text{Ratio} = 0.0070319$	<p>Status: <b>PASS</b>  Ratio: <b>0.010</b></p>

REFERENCES	CALCULATIONS	RESULTS																										
	<p><b>SkyCiv Foundation Design</b> Pile Foundation</p> <p><b>Design Information :</b> Design code : IBC 2021 (International Building Code) Unit System : Imperial</p>																											
	<p><b>Pile Input</b></p>  <p><b>Geometry</b> Pile shape: rectangular <math>b = 48</math> in - Pile width <math>D = 48</math> in - Pile depth <math>L = 7.25</math> ft - Total pile length <math>h_1 = 0</math> ft - Lateral load height from the top of the pile, <math>h_2 = 0</math> ft - Depth to resting surface <math>h_e = 0</math> ft - Length of pile above the ground</p> <p><b>Tabulation of Soil Parameters</b></p> <table border="1" data-bbox="416 1102 1193 1191"> <thead> <tr> <th>Layer</th> <th>Label</th> <th>Allowable Bearing Pressure (<math>q_a</math>) (psf)</th> <th>Allowable Lateral Pressure (<math>R</math>) (psf/ft)</th> </tr> </thead> <tbody> <tr> <td>1</td> <td>Sand, silty sand, clayey sand, silty gravel &amp; clayey gravel</td> <td>2000.000</td> <td>150.000</td> </tr> </tbody> </table> <p><b>Tabulation of Loads</b></p> <table border="1" data-bbox="676 1285 935 1458"> <thead> <tr> <th>Load Component</th> <th>ASD</th> <th>LRFD</th> </tr> </thead> <tbody> <tr> <td><math>P</math> (kip)</td> <td>7.930</td> <td>13.195</td> </tr> <tr> <td><math>V_x</math> (kip)</td> <td>-2.417</td> <td>-4.060</td> </tr> <tr> <td><math>V_z</math> (kip)</td> <td>-0.311</td> <td>-0.510</td> </tr> <tr> <td><math>M_x</math> (kipft)</td> <td>-1.453</td> <td>-2.399</td> </tr> <tr> <td><math>M_z</math> (kipft)</td> <td>37.609</td> <td>63.193</td> </tr> </tbody> </table> <p><b>Material Properties</b> <math>f'_{ck} = 3</math> ksi - Concrete strength,</p>	Layer	Label	Allowable Bearing Pressure ( $q_a$ ) (psf)	Allowable Lateral Pressure ( $R$ ) (psf/ft)	1	Sand, silty sand, clayey sand, silty gravel & clayey gravel	2000.000	150.000	Load Component	ASD	LRFD	$P$ (kip)	7.930	13.195	$V_x$ (kip)	-2.417	-4.060	$V_z$ (kip)	-0.311	-0.510	$M_x$ (kipft)	-1.453	-2.399	$M_z$ (kipft)	37.609	63.193	
Layer	Label	Allowable Bearing Pressure ( $q_a$ ) (psf)	Allowable Lateral Pressure ( $R$ ) (psf/ft)																									
1	Sand, silty sand, clayey sand, silty gravel & clayey gravel	2000.000	150.000																									
Load Component	ASD	LRFD																										
$P$ (kip)	7.930	13.195																										
$V_x$ (kip)	-2.417	-4.060																										
$V_z$ (kip)	-0.311	-0.510																										
$M_x$ (kipft)	-1.453	-2.399																										
$M_z$ (kipft)	37.609	63.193																										
	<p><b>Required depth to resist lateral loads (ASD)</b> <math>H</math> - Point of application of the lateral load</p> $H = h_1 + h_2 + h_e$ $H = (0 \text{ ft}) + (0 \text{ ft}) + (0 \text{ ft})$ $H = 0 \text{ ft}$ <p><b>Considering x-direction:</b> <math>H_o</math> - Lateral force per length of pile,</p> $H_o = \frac{V_x}{1.57 D}$ $H_o = \frac{(-2.417 \text{ kip})}{1.57 \times (48 \text{ in})}$ $H_o = -0.38487 \text{ kip/ft}$ <p><math>M_o</math> - Moment per length of pile,</p> $M_o = \frac{M_z + (V_x H)}{1.57 D}$																											

$$M_o = \frac{(37.609 \text{ kipft}) + ((-2.417 \text{ kip}) \times (0 \text{ ft}))}{1.57 \times (48 \text{ in})}$$

$$M_o = 5.9887 \text{ kipft/ft}$$

Required depth of embedment in earth:

$$L_x^3 - \left(14.14 \times \frac{H_o \times L_x}{R}\right) - \left(18.85 \times \frac{M_o}{R}\right) = 0$$

Solving the cubic equation:

$L_{e,x} = 6.8469 \text{ ft}$  - Required depth in x-direction,

**Considering z-direction:**

$H_o$  - Lateral force per length of pile,

$$H_o = \frac{V_z}{1.57 b}$$

$$H_o = \frac{(-0.311 \text{ kip})}{1.57 \times (48 \text{ in})}$$

$$H_o = -0.049522 \text{ kip/ft}$$

$M_o$  - Moment per length of pile,

$$M_o = \frac{M_x + (V_z H)}{1.57 b}$$

$$M_o = \frac{(1.453 \text{ kipft}) + ((-0.311 \text{ kip}) \times (0 \text{ ft}))}{1.57 \times (48 \text{ in})}$$

$$M_o = 0.23137 \text{ kipft/ft}$$

Required depth of embedment in earth:

$$L_z^3 - \left(14.14 \times \frac{H_o \times L_z}{R}\right) - \left(18.85 \times \frac{M_o}{R}\right) = 0$$

Solving the cubic equation:

$L_{e,z} = 2.2737 \text{ ft}$  - Required depth in z-direction,

**Minimum embedded depth required:**

$L_{e,req}$  - Depth of pile required,

$$L_{e,req} = \text{MAX}[L_{e,x}, L_{e,z}]$$

$$L_{e,req} = \text{MAX}[(6.8469 \text{ ft}), (2.2737 \text{ ft})]$$

$$L_{e,req} = 6.847 \text{ ft}$$

$L_e$  - Actual embedded length of pile,

$$L_e = L - h_e - h_2$$

$$L_e = (7.25 \text{ ft}) - (0 \text{ ft}) - (0 \text{ ft})$$

$$L_e = 7.25 \text{ ft}$$

**Ratio** - Embedded depth

$$\text{Ratio} = \frac{L_{e,req}}{L_e}$$

$$\text{Ratio} = \frac{(6.847 \text{ ft})}{(7.25 \text{ ft})}$$

$$\text{Ratio} = 0.94441$$

Status: **PASS**  
Ratio: **0.940**

**End-bearing Capacity (ASD)**

A - Pile cross-section area

$$A = b D$$

$$A = (48 \text{ in}) \times (48 \text{ in})$$

$$A = 16 \text{ ft}^2$$

q - End-bearing pressure

$$q = \frac{P_c}{A}$$

$$q = \frac{(7.93 \text{ kip})}{(16 \text{ ft}^2)}$$

$$q = 0.495625 \text{ kip/ft}^2$$

$$q = 0.49562 \text{ kip/ft}^2$$

**Check bearing capacity ratio:**

Ratio - Capacity

$$\text{Ratio} = \frac{q}{q_a}$$

$$\text{Ratio} = \frac{(0.49562 \text{ kip/ft}^2)}{(2000 \text{ psf})}$$

$$\text{Ratio} = 0.24781$$

Status: **PASS**  
Ratio: **0.250**

Czerniak

**Lateral Soil Pressure (ASD):**

$L/D$  - Length to least lateral dimension ratio,

$$L/D = \frac{L}{D}$$

$$L/D = \frac{(7.25 \text{ ft})}{(48 \text{ in})}$$

$$L/D = 1.8125$$

Since  $L/D \leq 10$ ,

Pile is short.

**Considering x-direction:**

$H_o = -0.38487 \text{ kip/ft}$  - Lateral force per length of pile,

$M_o = 5.9887 \text{ kipft/ft}$  - Overturning moment per length of pile,

$a$  - Distance from resting surface to pivot point,

$$a = \frac{(4 M_o L_e) + (3 H_o L_e^2)}{(6 M_o) + (4 H_o L_e)}$$

$$a = \frac{(4 \times (5.9887 \text{ kipft/ft}) \times (7.25 \text{ ft})) + (3 \times (-0.38487 \text{ kip/ft}) \times (7.25 \text{ ft})^2)}{(6 \times (5.9887 \text{ kipft/ft})) + (4 \times (-0.38487 \text{ kip/ft}) \times (7.25 \text{ ft}))}$$

$$a = 4.9765 \text{ ft}$$

$p$  - Earth pressure against the pile at distance  $a/2$  from resting surface,

$$p = \frac{0.75 [(4 M_o) + (3 H_o L_e)]^2}{L_e^2 [(3 M_o) + (2 H_o L_e)]}$$

$$p = \frac{0.75 \times [(4 \times (5.9887 \text{ kipft/ft})) + (3 \times (-0.38487 \text{ kip/ft}) \times (7.25 \text{ ft}))]^2}{(7.25 \text{ ft})^2 \times [(3 \times (5.9887 \text{ kipft/ft})) + (2 \times (-0.38487 \text{ kip/ft}) \times (7.25 \text{ ft}))]}$$

$$p = 0.27978 \text{ kip/ft}^2$$

$s$  - Earth pressure against the pile at distance  $L_e$ ,

$$s = \frac{6 [(2 M_o) + (H_o L_e)]}{L_e^2}$$

$$s = \frac{6 \times [(2 \times (5.9887 \text{ kipft/ft})) + ((-0.38487 \text{ kip/ft}) \times (7.25 \text{ ft}))]}{(7.25 \text{ ft})^2}$$

$$s = 1.0487 \text{ kip/ft}^2$$

**Check lateral soil pressure capacity:**

$p_a$  - Allowable lateral soil pressure at depth  $a/2$ ,

$$p_a = R \frac{a}{2}$$

$$p_a = (150 \text{ psf/ft}) \times \frac{(4.9765 \text{ ft})}{2}$$

$$p_a = 0.37324 \text{ kip/ft}^2$$

Ratio - Lateral soil capacity

$$\text{Ratio} = \frac{p}{p_a}$$

$$\text{Ratio} = \frac{(0.27978 \text{ kip/ft}^2)}{(0.37324 \text{ kip/ft}^2)}$$

$$\text{Ratio} = 0.74961$$

$p_a$  - Allowable lateral soil pressure at depth  $L_e$ ,

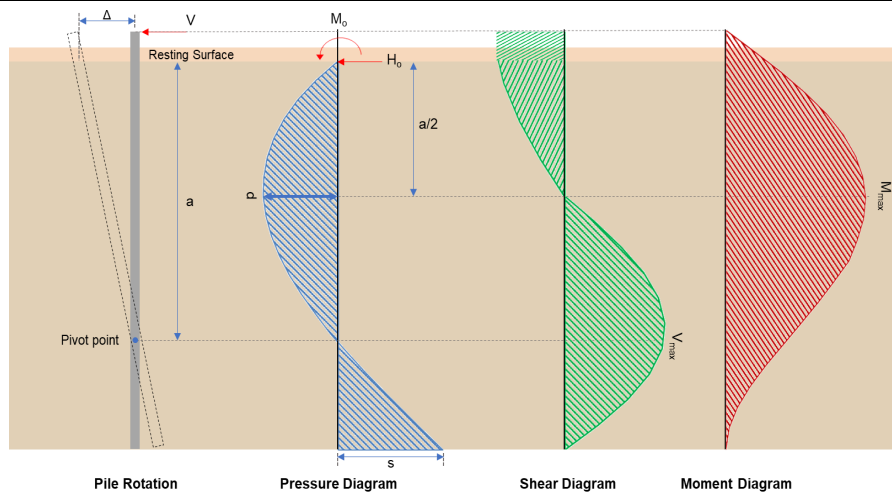
Status: **PASS**  
Ratio: **0.750**

	$p_s = R L_e$ $p_s = (150 \text{ psf/ft}) \times (7.25 \text{ ft})$ $p_s = 1.0875 \text{ kip/ft}^2$ <p>Ratio - Lateral soil capacity</p> $\text{Ratio} = \frac{s}{p_s}$ $\text{Ratio} = \frac{(1.0487 \text{ kip/ft}^2)}{(1.0875 \text{ kip/ft}^2)}$ $\text{Ratio} = 0.96432$	<p>Status: <b>PASS</b> Ratio: <b>0.960</b></p>
	<p><b>Considering z-direction:</b></p> <p><math>H_o = -0.049522 \text{ kip/ft}</math> - Lateral force per length of pile,  <math>M_o = 0.23137 \text{ kipft/ft}</math> - Overturning moment per length of pile,  <math>a</math> - Distance from resting surface to pivot point,</p> $a = \frac{(4 M_o L_e) + (3 H_o L_e^2)}{(6 M_o) + (4 H_o L_e)}$ $a = \frac{(4 \times (0.23137 \text{ kipft/ft}) \times (7.25 \text{ ft})) + (3 \times (-0.049522 \text{ kip/ft}) \times (7.25 \text{ ft})^2)}{(6 \times (0.23137 \text{ kipft/ft})) + (4 \times (-0.049522 \text{ kip/ft}) \times (7.25 \text{ ft}))}$ $a = 5.1405 \text{ ft}$ <p><math>p</math> - Earth pressure against the pile at distance <math>a/2</math> from resting surface,</p> $p = \frac{0.75 [(4 M_o) + (3 H_o L_e)]^2}{L_e^2 [(3 M_o) + (2 H_o L_e)]}$ $p = \frac{0.75 [(4 \times (0.23137 \text{ kipft/ft})) + (3 \times (-0.049522 \text{ kip/ft}) \times (7.25 \text{ ft}))]^2}{(7.25 \text{ ft})^2 [(3 \times (0.23137 \text{ kipft/ft})) + (2 \times (-0.049522 \text{ kip/ft}) \times (7.25 \text{ ft}))]}$ $p = -0.01369 \text{ kip/ft}^2$ <p><math>s</math> - Earth pressure against the pile at distance <math>L_e</math>,</p> $s = \frac{6 [(2 M_o) + (H_o L_e)]}{L_e^2}$ $s = \frac{6 [(2 \times (0.23137 \text{ kipft/ft})) + ((-0.049522 \text{ kip/ft}) \times (7.25 \text{ ft}))]}{(7.25 \text{ ft})^2}$ $s = 0.011838 \text{ kip/ft}^2$ <p><b>Check lateral soil pressure capacity:</b></p> <p><math>p_a</math> - Allowable lateral soil pressure at depth <math>a/2</math>,</p> $p_a = R \frac{a}{2}$ $p_a = (150 \text{ psf/ft}) \times \frac{(5.1405 \text{ ft})}{2}$ $p_a = 0.38554 \text{ kip/ft}^2$ <p>Ratio - Lateral soil capacity</p> $\text{Ratio} = \frac{p}{p_a}$ $\text{Ratio} = \frac{(-0.01369 \text{ kip/ft}^2)}{(0.38554 \text{ kip/ft}^2)}$ $\text{Ratio} = -0.035508$ <p><math>p_s</math> - Allowable lateral soil pressure at depth <math>L_e</math>,</p> $p_s = R L_e$ $p_s = (150 \text{ psf/ft}) \times (7.25 \text{ ft})$ $p_s = 1.0875 \text{ kip/ft}^2$ <p>Ratio - Lateral soil capacity</p> $\text{Ratio} = \frac{s}{p_s}$	<p>Status: <b>PASS</b> Ratio: <b>-0.040</b></p>

$$Ratio = \frac{(0.011838 \text{ kip/ft}^2)}{(1.0875 \text{ kip/ft}^2)}$$

$$Ratio = 0.010885$$

Status: **PASS**  
Ratio: **0.010**



#### Shear force and Bending moment (x-direction, LRFD)

$H_o$  - Lateral force per length of pile,

$$H_o = \frac{V_e}{1.57 D}$$

$$H_o = \frac{(-4.06 \text{ kip})}{1.57 \times (48 \text{ in})}$$

$$H_o = -0.6465 \text{ kip/ft}$$

$M_o$  - Moment per length of pile,

$$M_o = \frac{M_z + (V_x H)}{1.57 D}$$

$$M_o = \frac{(63.193 \text{ kipft}) + ((-4.06 \text{ kip}) \times (0 \text{ ft}))}{1.57 \times (48 \text{ in})}$$

$$M_o = 10.063 \text{ kipft/ft}$$

$E$  - Distance from lateral load to resisting surface,

$$E = \frac{M_o}{H_o}$$

$$E = \frac{(10.063 \text{ kipft/ft})}{(-0.6465 \text{ kip/ft})}$$

$$E = 15.565 \text{ ft}$$

$a$  - Distance from resting surface to pivot point,

$$a = \frac{(4 M_o L_e) + (3 H_o L_e^2)}{(6 M_o) + (4 H_o L_e)}$$

$$a = \frac{(4 \times (10.063 \text{ kipft/ft}) \times (7.25 \text{ ft})) + (3 \times (-0.6465 \text{ kip/ft}) \times (7.25 \text{ ft})^2)}{(6 \times (10.063 \text{ kipft/ft})) + (4 \times (-0.6465 \text{ kip/ft}) \times (7.25 \text{ ft}))}$$

$$a = 4.9765 \text{ ft}$$

$V_{max}$  - Max shear force located at depth  $a$ ,

$$V_{max} = (H_o D) \left[ 1 - \left[ 3 \left( \frac{4 E}{L_e} + 3 \right) \left( \frac{a}{L_e} \right)^2 \right] + \left[ 4 \left( \frac{3 E}{L_e} + 2 \right) \left( \frac{a}{L_e} \right)^3 \right] \right]$$

$$V_{max} = ((-0.6465 \text{ kip/ft}) \times (48 \text{ in})) \times \left[ 1 - \left[ 3 \times \left( \frac{4 \times (15.565 \text{ ft})}{(7.25 \text{ ft})} + 3 \right) \times \left( \frac{(4.9765 \text{ ft})}{(7.25 \text{ ft})} \right)^2 \right] + \left[ 4 \times \left( \frac{3 \times (15.565 \text{ ft})}{(7.25 \text{ ft})} + 2 \right) \times \left( \frac{(4.9765 \text{ ft})}{(7.25 \text{ ft})} \right)^3 \right] \right]$$

$$V_{max} = 11.532 \text{ kip}$$

$M_{max}$  - Max bending moment located at depth  $a/2$ ,

$$M_{max} = (H_o D L_e) \left[ \left( \frac{E}{L_e} + \frac{a}{2 L_e} \right) - \left[ \left( \frac{4E}{L_e} + 3 \right) \left( \frac{a}{2 L_e} \right)^3 + \left[ \left( \frac{3E}{L_e} + 2 \right) \left( \frac{a}{2 L_e} \right)^4 \right] \right] \right]$$

$$M_{max} = ((-0.6465 \text{ kip/ft}) \times (48 \text{ in}) \times (7.25 \text{ ft})) \times \left[ \left( \frac{(15.565 \text{ ft})}{(7.25 \text{ ft})} + \frac{(4.9765 \text{ ft})}{2 \times (7.25 \text{ ft})} \right) - \left[ \left( \frac{4 \times (15.565 \text{ ft})}{(7.25 \text{ ft})} + 3 \right) \times \left( \frac{(4.9765 \text{ ft})}{2 \times (7.25 \text{ ft})} \right)^3 + \left[ \left( \frac{3 \times (15.565 \text{ ft})}{(7.25 \text{ ft})} + 2 \right) \times \left( \frac{(4.9765 \text{ ft})}{2 \times (7.25 \text{ ft})} \right)^4 \right] \right] \right]$$

$$M_{max} = 40.098 \text{ kipft}$$

**Shear force and Bending moment (z-direction, LRFD)**

$H_o$  - Lateral force per length of pile,

$$H_o = \frac{V_z}{1.57 b}$$

$$H_o = \frac{(-0.51 \text{ kip})}{1.57 \times (48 \text{ in})}$$

$$H_o = -0.08121 \text{ kip/ft}$$

$M_o$  - Moment per length of pile,

$$M_o = \frac{M_x + (V_z H)}{1.57 b}$$

$$M_o = \frac{(2.399 \text{ kipft}) + ((-0.51 \text{ kip}) \times (0 \text{ ft}))}{1.57 \times (48 \text{ in})}$$

$$M_o = 0.38201 \text{ kipft/ft}$$

$E$  - Distance from lateral load to resisting surface,

$$E = \frac{M_o}{H_o}$$

$$E = \frac{(0.38201 \text{ kipft/ft})}{(-0.08121 \text{ kip/ft})}$$

$$E = 4.7039 \text{ ft}$$

$a$  - Distance from resting surface to pivot point,

$$a = \frac{(4 M_o L_e) + (3 H_o L_e^2)}{(6 M_o) + (4 H_o L_e)}$$

$$a = \frac{(4 \times (0.38201 \text{ kipft/ft}) \times (7.25 \text{ ft})) + (3 \times (-0.08121 \text{ kip/ft}) \times (7.25 \text{ ft})^2)}{(6 \times (0.38201 \text{ kipft/ft})) + (4 \times (-0.08121 \text{ kip/ft}) \times (7.25 \text{ ft}))}$$

$$a = 5.1395 \text{ ft}$$

$V_{max}$  - Max shear force located at depth  $a$ ,

$$V_{max} = (H_o b) \left[ 1 - \left[ 3 \left( \frac{4E}{L_e} + 3 \right) \left( \frac{a}{L_e} \right)^2 + 4 \left( \frac{3E}{L_e} + 2 \right) \left( \frac{a}{L_e} \right)^3 \right] \right]$$

$$V_{max} = ((-0.08121 \text{ kip/ft}) \times (48 \text{ in})) \times \left[ 1 - \left[ 3 \times \left( \frac{4 \times (4.7039 \text{ ft})}{(7.25 \text{ ft})} + 3 \right) \times \left( \frac{(5.1395 \text{ ft})}{(7.25 \text{ ft})} \right)^2 + 4 \times \left( \frac{3 \times (4.7039 \text{ ft})}{(7.25 \text{ ft})} + 2 \right) \times \left( \frac{(5.1395 \text{ ft})}{(7.25 \text{ ft})} \right)^3 \right] \right]$$

$$V_{max} = 0.58856 \text{ kip}$$

$M_{max}$  - Max bending moment located at depth  $a/2$ ,

$$M_{max} = (H_o b L_e) \left[ \left( \frac{E}{L_e} + \frac{a}{2 L_e} \right) - \left[ \left( \frac{4E}{L_e} + 3 \right) \left( \frac{a}{2 L_e} \right)^3 + \left[ \left( \frac{3E}{L_e} + 2 \right) \left( \frac{a}{2 L_e} \right)^4 \right] \right] \right]$$

$$M_{max} = ((-0.08121 \text{ kip/ft}) \times (48 \text{ in}) \times (7.25 \text{ ft})) \times \left[ \left( \frac{(4.7039 \text{ ft})}{(7.25 \text{ ft})} + \frac{(5.1395 \text{ ft})}{2 \times (7.25 \text{ ft})} \right) - \left[ \left( \frac{4 \times (4.7039 \text{ ft})}{(7.25 \text{ ft})} + 3 \right) \times \left( \frac{(5.1395 \text{ ft})}{2 \times (7.25 \text{ ft})} \right)^3 + \left[ \left( \frac{3 \times (4.7039 \text{ ft})}{(7.25 \text{ ft})} + 2 \right) \times \left( \frac{(5.1395 \text{ ft})}{2 \times (7.25 \text{ ft})} \right)^4 \right] \right] \right]$$

$$M_{max} = 1.9227 \text{ kipft}$$

### Minimum Reinforcement Check (LRFD)

#### Parameters:

$f'_{ck} = 3 \text{ ksi}$  - Concrete strength,  
 $f_{yk} = 60 \text{ ksi}$  - Longitudinal reinforcement strength,  
 $\phi = 0.65$  - Reduction factor for axial strength,  
 $\alpha = 0.8$  - Alpha factor for axial strength,  
 $A_g = 2304 \text{ in}^2$  - Gross area of concrete,

Table 22.4.2.1

#### Longitudinal reinforcement:

Required reinforcement due to axial load,  $A_{st,required}$

22.4.2.2, 10.6.1.1

$A_{st,required}$

$$A_{st,required} = \text{Min} \left[ \frac{\frac{P}{\phi \alpha} - (0.85 f'_{ck} A_g)}{f_{yk} - (0.85 f'_{ck})}, (0.08 A_g) \right]$$

$$A_{st,required} = \text{Min} \left[ \frac{\frac{(13.195 \text{ kip})}{(0.65) \times (0.8)} - (0.85 \times (3 \text{ ksi}) \times (2304 \text{ in}^2))}{(60 \text{ ksi}) - (0.85 \times (3 \text{ ksi}))}, (0.08 \times (2304 \text{ in}^2)) \right]$$

$$A_{st,required} = -101.82 \text{ in}^2$$

$A_{min}$  - Governing minimum reinforcement area,

$$A_{min} = \text{Max} [A_{st,required}, (0.0018 A_g)]$$

$$A_{min} = \text{Max} [(-101.82 \text{ in}^2), (0.0018 \times (2304 \text{ in}^2))]$$

$$A_{min} = 4.1472 \text{ in}^2$$

$n_{rebar}$  - Required number of reinforcement,

$$n_{rebar} = \frac{A_{min}}{A_{rebar}}$$

$$n_{rebar} = \frac{(4.1472 \text{ in}^2)}{(0.3068 \text{ in}^2)}$$

$$n_{rebar} = 14$$

$A_{st}$  - Actual total reinforcement area,

$$A_{st} = n_{rebar} \frac{\pi d_{bar}^2}{4}$$

$$A_{st} = (14) \times \frac{\pi \times (0.625 \text{ in})^2}{4}$$

$$A_{st} = 4.2951 \text{ in}^2$$

Ratio - Capacity

$$\text{Ratio} = \frac{A_{min}}{A_{st}}$$

$$\text{Ratio} = \frac{(4.1472 \text{ in}^2)}{(4.2951 \text{ in}^2)}$$

$$\text{Ratio} = 0.96556$$

Status: **PASS**  
Ratio: **0.970**

25.2.3

$s_{rebar}$  - Minimum spacing of reinforcement,

$$s_{rebar} = \text{Max} [1.5, (1.5 d_{bar})]$$

$$s_{rebar} = \text{Max} [1.5, (1.5 \times (0.625 \text{ in}))]$$

$$s_{rebar} = 1.5 \text{ in}$$

#### Ties:

25.7.2.2

Since longitudinal reinforcement is  $\leq$  No. 10: Use #3(0.375 in)

25.7.2.1

$s_{ties}$  - Maximum spacing of ties,

$$s_{ties} = \text{Min} [(16 d_{bar}), (48 d_{ties}), \text{Min} (D, b)]$$

$$s_{ties} = \text{Min} [(16 \times (0.625 \text{ in})), (48 \times (0.375 \text{ in})), \text{Min} ((48 \text{ in}), (48 \text{ in}))]$$

$$s_{ties} = 10 \text{ in}$$

#### Summary:

Main reinforcement: **14 - #5 (0.625 in)**

Ties: #3(0.375 in) - 10 in

**Axial Compression Strength (ACI 318-19, LRFD)**

22.4.2.2

$\phi P_N$  - Allowable axial compressive strength

$$\phi P_N = \phi 0.80 \left[ (0.85 f'_{ck} [A_g - A_{st}]) + (f_{yk} A_{st}) \right]$$

$$\phi P_N = (0.65) \times 0.80 \times \left[ (0.85 \times (3 \text{ ksi}) \times [(2304 \text{ in}^2) - (4.2951 \text{ in}^2)]) + ((60 \text{ ksi}) \times (4.2951 \text{ in}^2)) \right]$$

$$\phi P_N = 3183.4 \text{ kip}$$

Ratio - Capacity

$$\text{Ratio} = \frac{P}{\phi P_N}$$

$$\text{Ratio} = \frac{(13.195 \text{ kip})}{(3183.4 \text{ kip})}$$

$$\text{Ratio} = 0.0041449$$

Status: **PASS**  
Ratio: **0.000**

**Shear Strength (ACI 318-19, LRFD)**

**Parameters:**

22.5.2.2

$b_w = 48 \text{ in}$  - Effective width,  
 $d$  - Effective depth

$$d = 0.80 D$$

$$d = 0.80 \times (48 \text{ in})$$

$$d = 38.4 \text{ in}$$

22.5.5.1.3

$\lambda_s$  - size effect modification factor

$$\lambda_s = \text{MIN} \left[ \sqrt{\frac{2}{1 + \frac{d}{10}}}, 1 \right]$$

$$\lambda_s = \text{MIN} \left[ \sqrt{\frac{2}{1 + \frac{(38.4 \text{ in})}{10}}}, 1 \right]$$

$$\lambda_s = 0.64282$$

22.5.5.1.1

The following variables were converted to be consistent with empirical formula  $f'_{ck} = 3 \text{ ksi} \rightarrow 3000 \text{ psi}$ ,  
 $V_{c,max}$  - Max shear strength of concrete

$$V_{c,max} = 5 \lambda_s \sqrt{f'_{ck}} b_w d$$

$$V_{c,max} = 5 \times (0.64282) \times \sqrt{(3000 \text{ psi})} \times (48 \text{ in}) \times (38.4 \text{ in})$$

$$V_{c,max} = 324.49 \text{ kip}$$

22.5.5.1.1(a)

The following variables were converted to be consistent with empirical formula  $f'_{ck} = 3 \text{ ksi} \rightarrow 3000 \text{ psi}$ ,  $P = 13.195 \text{ kip} \rightarrow 13195 \text{ lbf}$ ,  
 $V_{c,a}$  - Shear strength of concrete (a)

$$V_{c,a} = \left[ 2 \lambda_s \sqrt{f'_{ck}} + \frac{P}{6 A_g} \right] b_w d$$

$$V_{c,a} = \left[ 2 \times (0.64282) \times \sqrt{(3000 \text{ psi})} + \frac{(13195 \text{ lbf})}{6 \times (2304 \text{ in}^2)} \right] \times (48 \text{ in}) \times (38.4 \text{ in})$$

$$V_{c,a} = 131.55 \text{ kip}$$

22.5.5.1.2

The following variables were converted to be consistent with empirical formula  $f'_{ck} = 3 \text{ ksi} \rightarrow 3000 \text{ psi}$ ,  
 $V_{c,b}$  - Shear strength of concrete (b)

$$V_{c,b} = \left[ 2 \lambda_s \sqrt{f'_{ck}} + (0.05 f'_{ck}) \right] b_w d$$

$$V_{c,b} = \left[ 2 \times (0.64282) \times \sqrt{(3000 \text{ psi})} + (0.05 \times (3000 \text{ psi})) \right] \times (48 \text{ in}) \times (38.4 \text{ in})$$

$$V_{c,b} = 406.27 \text{ kip}$$

$V_c$  - Governing shear strength of concrete

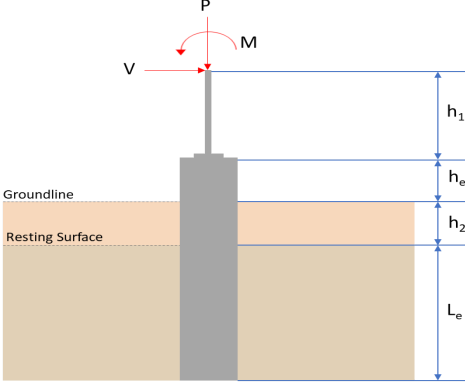
$$V_c = \text{Min}[V_{c,max}, V_{c,a}, V_{c,b}]$$

$$V_c = \text{Min}[(324.49 \text{ kip}), (131.55 \text{ kip}), (406.27 \text{ kip})]$$

$$V_c = 131.55 \text{ kip}$$

<p>22.5.1.2</p>	<p>The following variables were converted to be consistent with empirical formula <math>f'_{ck} = 3 \text{ ksi} \rightarrow 3000 \text{ psi}</math>,  <math>V_{s,a}</math> - Shear strength of steel (a)</p> $V_{s,a} = 8 \sqrt{f'_{ck}} b_w d$ $V_{s,a} = 8 \times \sqrt{(3000 \text{ psi})} \times (48 \text{ in}) \times (38.4 \text{ in})$ $V_{s,a} = 807.65 \text{ kip}$ <p><math>A_v</math> - Ties rebar area,</p> $A_v = \frac{\pi d_{ties}^2}{4}$ $A_v = \frac{\pi \times (0.375 \text{ in})^2}{4}$ $A_v = 0.11045 \text{ in}^2$ <p>22.5.8.5.3 <math>V_{s,b}</math> - Shear strength of steel (b)</p> $V_{s,b} = \frac{2 A_v f_{yt} d}{s_{ties}}$ $V_{s,b} = \frac{2 \times (0.11045 \text{ in}^2) \times (60 \text{ ksi}) \times (38.4 \text{ in})}{(10 \text{ in})}$ $V_{s,b} = 50.894 \text{ kip}$ <p><math>V_s</math> - Governing shear strength of steel</p> $V_s = \text{MIN}[V_{s,a}, V_{s,b}]$ $V_s = \text{MIN}[(807.65 \text{ kip}), (50.894 \text{ kip})]$ $V_s = 50.894 \text{ kip}$ <p>22.5.1.1 <math>\phi V_n</math> - Allowable shear strength</p> $\phi V_n = \phi (V_c + V_s)$ $\phi V_n = (0.65) \times ((131.55 \text{ kip}) + (50.894 \text{ kip}))$ $\phi V_n = 118.59 \text{ kip}$ <p><b>Considering x-direction:</b></p> <p><math>V_{max} = 11.532 \text{ kip}</math> - Maximum shear force in the x-direction,  Ratio - Capacity</p> $\text{Ratio} = \frac{V_{max}}{\phi V_n}$ $\text{Ratio} = \frac{(11.532 \text{ kip})}{(118.59 \text{ kip})}$ $\text{Ratio} = 0.097245$ <p><b>Considering z-direction:</b></p> <p><math>V_{max} = 0.58856 \text{ kip}</math> - Maximum shear force in the z-direction,  Ratio - Capacity</p> $\text{Ratio} = \frac{V_{max}}{\phi V_n}$ $\text{Ratio} = \frac{(0.58856 \text{ kip})}{(118.59 \text{ kip})}$ $\text{Ratio} = 0.0049629$	<p>Status: <b>PASS</b>  Ratio: <b>0.100</b></p> <p>Status: <b>PASS</b>  Ratio: <b>0.000</b></p>
	<p><b>Flexural Strength (ACI 318-19, LRFD)</b></p> <p><math>S_m</math> - Section modulus</p> $S_m = \frac{b D^2}{6}$ $S_m = \frac{(48 \text{ in}) \times (48 \text{ in})^2}{6}$ $S_m = 18432 \text{ in}^3$	

<p>14.5.2.1b</p>	<p><math>\lambda = 1</math> - Concrete modification factor (Normal concrete),  Allowable flexural strength:  <math>M_n</math> shall be the lesser of:  <math>\phi M_{n,1}</math></p> $\phi M_{n,1} = \phi \times 5 \times \lambda \times \sqrt{f'_c} \times S_m$ $\phi M_{n,1} = 0.65 \times 5 \times 1 \times \sqrt{3\text{ksi}} \times 18432.001\text{in}^3$ $\phi M_{n,1} = 273.423\text{kipft}$ <p><math>\phi M_{n,2}</math></p> $\phi M_{n,2} = \phi \times 0.85 \times f'_c \times S_m$ $\phi M_{n,2} = (0.65) \times 0.85 \times (3\text{ksi}) \times (18432\text{in}^3)$ $\phi M_{n,2} = 2545.9\text{kipft}$ <p>Therefore,  <math>\phi M_n</math> - Allowable flexural strength,</p> $\phi M_n = \text{MIN}[\phi M_{n,1}, \phi M_{n,2}]$ $\phi M_n = \text{MIN}[(273.42\text{kipft}), (2545.9\text{kipft})]$ $\phi M_n = 273.42\text{kipft}$ <p><b>Considering x-direction:</b>  <math>M_{max} = 40.098\text{kipft}</math> - Maximum moment in the x-direction,  Ratio - Capacity</p> $\text{Ratio} = \frac{M_{max}}{\phi M_n}$ $\text{Ratio} = \frac{(40.098\text{kipft})}{(273.42\text{kipft})}$ $\text{Ratio} = 0.14665$	<p>Status: <b>PASS</b>  Ratio: <b>0.150</b></p>
	<p><b>Considering z-direction:</b>  <math>M_{max} = 1.9227\text{kipft}</math> - Maximum moment in the z-direction,  Ratio - Capacity</p> $\text{Ratio} = \frac{M_{max}}{\phi M_n}$ $\text{Ratio} = \frac{(1.9227\text{kipft})}{(273.42\text{kipft})}$ $\text{Ratio} = 0.0070319$	<p>Status: <b>PASS</b>  Ratio: <b>0.010</b></p>

REFERENCES	CALCULATIONS	RESULTS																										
	<p><b>SkyCiv Foundation Design</b> Pile Foundation</p> <p><b>Design Information :</b> Design code : IBC 2021 (International Building Code) Unit System : Imperial</p>																											
	<p><b>Pile Input</b></p>  <p><b>Geometry</b> Pile shape: rectangular <math>b = 48</math> in - Pile width <math>D = 48</math> in - Pile depth <math>L = 7.75</math> ft - Total pile length <math>h_1 = 0</math> ft - Lateral load height from the top of the pile, <math>h_2 = 0</math> ft - Depth to resting surface <math>h_e = 0</math> ft - Length of pile above the ground</p> <p><b>Tabulation of Soil Parameters</b></p> <table border="1" data-bbox="416 1102 1193 1191"> <thead> <tr> <th>Layer</th> <th>Label</th> <th>Allowable Bearing Pressure (<math>q_a</math>) (psf)</th> <th>Allowable Lateral Pressure (<math>R</math>) (psf/ft)</th> </tr> </thead> <tbody> <tr> <td>1</td> <td>Sand, silty sand, clayey sand, silty gravel &amp; clayey gravel</td> <td>2000.000</td> <td>150.000</td> </tr> </tbody> </table> <p><b>Tabulation of Loads</b></p> <table border="1" data-bbox="676 1285 935 1458"> <thead> <tr> <th>Load Component</th> <th>ASD</th> <th>LRFD</th> </tr> </thead> <tbody> <tr> <td><math>P</math> (kip)</td> <td>10.236</td> <td>17.197</td> </tr> <tr> <td><math>V_x</math> (kip)</td> <td>-2.937</td> <td>-4.936</td> </tr> <tr> <td><math>V_z</math> (kip)</td> <td>0.000</td> <td>0.000</td> </tr> <tr> <td><math>M_x</math> (kipft)</td> <td>0.000</td> <td>0.000</td> </tr> <tr> <td><math>M_z</math> (kipft)</td> <td>45.180</td> <td>77.197</td> </tr> </tbody> </table> <p><b>Material Properties</b> <math>f'_{ck} = 3</math> ksi - Concrete strength,</p>	Layer	Label	Allowable Bearing Pressure ( $q_a$ ) (psf)	Allowable Lateral Pressure ( $R$ ) (psf/ft)	1	Sand, silty sand, clayey sand, silty gravel & clayey gravel	2000.000	150.000	Load Component	ASD	LRFD	$P$ (kip)	10.236	17.197	$V_x$ (kip)	-2.937	-4.936	$V_z$ (kip)	0.000	0.000	$M_x$ (kipft)	0.000	0.000	$M_z$ (kipft)	45.180	77.197	
Layer	Label	Allowable Bearing Pressure ( $q_a$ ) (psf)	Allowable Lateral Pressure ( $R$ ) (psf/ft)																									
1	Sand, silty sand, clayey sand, silty gravel & clayey gravel	2000.000	150.000																									
Load Component	ASD	LRFD																										
$P$ (kip)	10.236	17.197																										
$V_x$ (kip)	-2.937	-4.936																										
$V_z$ (kip)	0.000	0.000																										
$M_x$ (kipft)	0.000	0.000																										
$M_z$ (kipft)	45.180	77.197																										
	<p><b>Required depth to resist lateral loads (ASD)</b> <math>H</math> - Point of application of the lateral load</p> $H = h_1 + h_2 + h_e$ $H = (0 \text{ ft}) + (0 \text{ ft}) + (0 \text{ ft})$ $H = 0 \text{ ft}$ <p><b>Considering x-direction:</b> <math>H_o</math> - Lateral force per length of pile,</p> $H_o = \frac{V_x}{1.57 D}$ $H_o = \frac{(-2.937 \text{ kip})}{1.57 \times (48 \text{ in})}$ $H_o = -0.46768 \text{ kip/ft}$ <p><math>M_o</math> - Moment per length of pile,</p> $M_o = \frac{M_z + (V_x H)}{1.57 D}$																											

	$M_o = \frac{(45.18 \text{ kipft}) + ((-2.937 \text{ kip}) \times (0 \text{ ft}))}{1.57 \times (48 \text{ in})}$ $M_o = 7.1943 \text{ kipft/ft}$ <p>Required depth of embedment in earth:</p> $L_x^3 - \left(14.14 \times \frac{H_o \times L_x}{R}\right) - \left(18.85 \times \frac{M_o}{R}\right) = 0$ <p>Solving the cubic equation:  <math>L_{e,x} = 7.2014 \text{ ft}</math> - Required depth in x-direction,</p> <p><b>Considering z-direction:</b>  <math>L_{e,z} = 0 \text{ ft}</math> - Required depth in z-direction,</p> <p><b>Minimum embedded depth required:</b>  <math>L_{e,req}</math> - Depth of pile required,</p> $L_{e,req} = \text{MAX}[L_{e,x}, L_{e,z}]$ $L_{e,req} = \text{MAX}[(7.2014 \text{ ft}), (0 \text{ ft})]$ $L_{e,req} = 7.201 \text{ ft}$ <p><math>L_e</math> - Actual embedded length of pile,</p> $L_e = L - h_e - h_2$ $L_e = (7.75 \text{ ft}) - (0 \text{ ft}) - (0 \text{ ft})$ $L_e = 7.75 \text{ ft}$ <p><i>Ratio</i> - Embedded depth</p> $\text{Ratio} = \frac{L_{e,req}}{L_e}$ $\text{Ratio} = \frac{(7.201 \text{ ft})}{(7.75 \text{ ft})}$ $\text{Ratio} = 0.92916$	<p>Status: <b>PASS</b>  Ratio: <b>0.930</b></p>
	<p><b>End-bearing Capacity (ASD)</b>  A - Pile cross-section area</p> $A = b D$ $A = (48 \text{ in}) \times (48 \text{ in})$ $A = 16 \text{ ft}^2$ <p>q - End-bearing pressure</p> $q = \frac{P_u}{A}$ $q = \frac{(10.236 \text{ kip})}{(16 \text{ ft}^2)}$ $q = 0.63975 \text{ kip/ft}^2$ <p><b>Check bearing capacity ratio:</b>  <i>Ratio</i> - Capacity</p> $\text{Ratio} = \frac{q}{q_o}$ $\text{Ratio} = \frac{(0.63975 \text{ kip/ft}^2)}{(2000 \text{ psf})}$ $\text{Ratio} = 0.31987$	<p>Status: <b>PASS</b>  Ratio: <b>0.320</b></p>
<p>Czerniak</p>	<p><b>Lateral Soil Pressure (ASD):</b>  L/D - Length to least lateral dimension ratio,</p> $L/D = \frac{L}{D}$ $L/D = \frac{(7.75 \text{ ft})}{(48 \text{ in})}$	

$$L/D = 1.9375$$

Since  $L/D \leq 10$ ,

Pile is short.

**Considering x-direction:**

$H_o = -0.46768$  kip/ft - Lateral force per length of pile,

$M_o = 7.1943$  kipft/ft - Overturning moment per length of pile,

$a$  - Distance from resting surface to pivot point,

$$a = \frac{(4 M_o L_e) + (3 H_o L_e^2)}{(6 M_o) + (4 H_o L_e)}$$

$$a = \frac{(4 \times (7.1943 \text{ kipft/ft}) \times (7.75 \text{ ft})) + (3 \times (-0.46768 \text{ kip/ft}) \times (7.75 \text{ ft})^2)}{(6 \times (7.1943 \text{ kipft/ft})) + (4 \times (-0.46768 \text{ kip/ft}) \times (7.75 \text{ ft}))}$$

$$a = 5.329 \text{ ft}$$

$p$  - Earth pressure against the pile at distance  $a/2$  from resting surface,

$$p = \frac{0.75 [(4 M_o) + (3 H_o L_e)]^2}{L_e^2 [(3 M_o) + (2 H_o L_e)]}$$

$$p = \frac{0.75 \times [(4 \times (7.1943 \text{ kipft/ft})) + (3 \times (-0.46768 \text{ kip/ft}) \times (7.75 \text{ ft}))]^2}{(7.75 \text{ ft})^2 \times [(3 \times (7.1943 \text{ kipft/ft})) + (2 \times (-0.46768 \text{ kip/ft}) \times (7.75 \text{ ft}))]}$$

$$p = 0.27924 \text{ kip/ft}^2$$

$s$  - Earth pressure against the pile at distance  $L_e$ ,

$$s = \frac{6 [(2 M_o) + (H_o L_e)]}{L_e^2}$$

$$s = \frac{6 \times [(2 \times (7.1943 \text{ kipft/ft})) + ((-0.46768 \text{ kip/ft}) \times (7.75 \text{ ft}))]}{(7.75 \text{ ft})^2}$$

$$s = 1.0753 \text{ kip/ft}^2$$

**Check lateral soil pressure capacity:**

$p_a$  - Allowable lateral soil pressure at depth  $a/2$ ,

$$p_a = R \frac{a}{2}$$

$$p_a = (150 \text{ psf/ft}) \times \frac{(5.329 \text{ ft})}{2}$$

$$p_a = 0.39968 \text{ kip/ft}^2$$

*Ratio* - Lateral soil capacity

$$\text{Ratio} = \frac{p}{p_a}$$

$$\text{Ratio} = \frac{(0.27924 \text{ kip/ft}^2)}{(0.39968 \text{ kip/ft}^2)}$$

$$\text{Ratio} = 0.69866$$

$p_s$  - Allowable lateral soil pressure at depth  $L_e$ ,

$$p_s = R L_e$$

$$p_s = (150 \text{ psf/ft}) \times (7.75 \text{ ft})$$

$$p_s = 1.1625 \text{ kip/ft}^2$$

*Ratio* - Lateral soil capacity

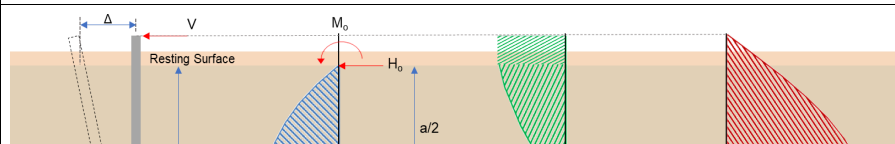
$$\text{Ratio} = \frac{s}{p_s}$$

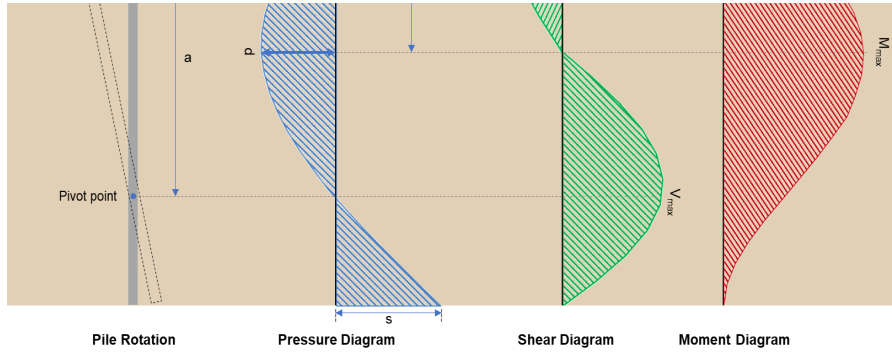
$$\text{Ratio} = \frac{(1.0753 \text{ kip/ft}^2)}{(1.1625 \text{ kip/ft}^2)}$$

$$\text{Ratio} = 0.92498$$

Status: **PASS**  
Ratio: **0.700**

Status: **PASS**  
Ratio: **0.920**





### Shear force and Bending moment (x-direction, LRFD)

$H_o$  - Lateral force per length of pile,

$$H_o = \frac{V_x}{1.57 D}$$

$$H_o = \frac{(-4.936 \text{ kip})}{1.57 \times (48 \text{ in})}$$

$$H_o = -0.78599 \text{ kip/ft}$$

$M_o$  - Moment per length of pile,

$$M_o = \frac{M_x + (V_x H)}{1.57 D}$$

$$M_o = \frac{(77.197 \text{ kipft}) + ((-4.936 \text{ kip}) \times (0 \text{ ft}))}{1.57 \times (48 \text{ in})}$$

$$M_o = 12.293 \text{ kipft/ft}$$

$E$  - Distance from lateral load to resisting surface,

$$E = \frac{M_o}{H_o}$$

$$E = \frac{(12.293 \text{ kipft/ft})}{(-0.78599 \text{ kip/ft})}$$

$$E = 15.64 \text{ ft}$$

$a$  - Distance from resting surface to pivot point,

$$a = \frac{(4 M_o L_c) + (3 H_o L_c^2)}{(6 M_o) + (4 H_o L_c)}$$

$$a = \frac{(4 \times (12.293 \text{ kipft/ft}) \times (7.75 \text{ ft})) + (3 \times (-0.78599 \text{ kip/ft}) \times (7.75 \text{ ft})^2)}{(6 \times (12.293 \text{ kipft/ft})) + (4 \times (-0.78599 \text{ kip/ft}) \times (7.75 \text{ ft}))}$$

$$a = 5.327 \text{ ft}$$

$V_{max}$  - Max shear force located at depth  $a$ ,

$$V_{max} = (H_o D) \left[ 1 - \left[ 3 \left( \frac{4 E}{L_c} + 3 \right) \left( \frac{a}{L_c} \right)^2 \right] + \left[ 4 \left( \frac{3 E}{L_c} + 2 \right) \left( \frac{a}{L_c} \right)^3 \right] \right]$$

$$V_{max} = ((-0.78599 \text{ kip/ft}) \times (48 \text{ in})) \times \left[ 1 - \left[ 3 \times \left( \frac{4 \times (15.64 \text{ ft})}{(7.75 \text{ ft})} + 3 \right) \times \left( \frac{(5.327 \text{ ft})}{(7.75 \text{ ft})} \right)^2 \right] + \left[ 4 \times \left( \frac{3 \times (15.64 \text{ ft})}{(7.75 \text{ ft})} + 2 \right) \times \left( \frac{(5.327 \text{ ft})}{(7.75 \text{ ft})} \right)^3 \right] \right]$$

$$V_{max} = 13.303 \text{ kip}$$

$M_{max}$  - Max bending moment located at depth  $a/2$ ,

$$M_{max} = (H_o D L_c) \left[ \left( \frac{E}{L_c} + \frac{a}{2 L_c} \right) - \left[ \left( \frac{4 E}{L_c} + 3 \right) \left( \frac{a}{2 L_c} \right)^3 \right] + \left[ \left( \frac{3 E}{L_c} + 2 \right) \left( \frac{a}{2 L_c} \right)^4 \right] \right]$$

$$M_{max} = ((-0.78599 \text{ kip/ft}) \times (48 \text{ in}) \times (7.75 \text{ ft})) \times \left[ \left( \frac{(15.64 \text{ ft})}{(7.75 \text{ ft})} + \frac{(5.327 \text{ ft})}{2 \times (7.75 \text{ ft})} \right) - \left[ \left( \frac{4 \times (15.64 \text{ ft})}{(7.75 \text{ ft})} + 3 \right) \times \left( \frac{(5.327 \text{ ft})}{2 \times (7.75 \text{ ft})} \right)^3 \right] + \left[ \left( \frac{3 \times (15.64 \text{ ft})}{(7.75 \text{ ft})} + 2 \right) \times \left( \frac{(5.327 \text{ ft})}{2 \times (7.75 \text{ ft})} \right)^4 \right] \right]$$

$$M_{max} = 49.331 \text{ kipft}$$

### Minimum Reinforcement Check (LRFD)

#### Parameters:

$f'_{ck} = 3 \text{ ksi}$  - Concrete strength,  
 $f_{yk} = 60 \text{ ksi}$  - Longitudinal reinforcement strength,  
 $\phi = 0.65$  - Reduction factor for axial strength,  
 $\alpha = 0.8$  - Alpha factor for axial strength,  
 $A_g = 2304 \text{ in}^2$  - Gross area of concrete,

Table 22.4.2.1

#### Longitudinal reinforcement:

Required reinforcement due to axial load,  $A_{st,required}$

22.4.2.2, 10.6.1.1

$A_{st,required}$

$$A_{st,required} = \text{Min} \left[ \frac{\frac{P}{\phi \alpha} - (0.85 f'_{ck} A_g)}{f_{yk} - (0.85 f'_{ck})}, (0.08 A_g) \right]$$

$$A_{st,required} = \text{Min} \left[ \frac{\frac{(17.197 \text{ kip})}{(0.65) \times (0.8)} - (0.85 \times (3 \text{ ksi}) \times (2304 \text{ in}^2))}{(60 \text{ ksi}) - (0.85 \times (3 \text{ ksi}))}, (0.08 \times (2304 \text{ in}^2)) \right]$$

$$A_{st,required} = -101.69 \text{ in}^2$$

$A_{min}$  - Governing minimum reinforcement area,

$$A_{min} = \text{Max} [A_{st,required}, (0.0018 A_g)]$$

$$A_{min} = \text{Max} [(-101.69 \text{ in}^2), (0.0018 \times (2304 \text{ in}^2))]$$

$$A_{min} = 4.1472 \text{ in}^2$$

$n_{rebar}$  - Required number of reinforcement,

$$n_{rebar} = \frac{A_{min}}{A_{rebar}}$$

$$n_{rebar} = \frac{(4.1472 \text{ in}^2)}{(0.3068 \text{ in}^2)}$$

$$n_{rebar} = 14$$

$A_{st}$  - Actual total reinforcement area,

$$A_{st} = n_{rebar} \frac{\pi d_{bar}^2}{4}$$

$$A_{st} = (14) \times \frac{\pi \times (0.625 \text{ in})^2}{4}$$

$$A_{st} = 4.2951 \text{ in}^2$$

Ratio - Capacity

$$\text{Ratio} = \frac{A_{min}}{A_{st}}$$

$$\text{Ratio} = \frac{(4.1472 \text{ in}^2)}{(4.2951 \text{ in}^2)}$$

$$\text{Ratio} = 0.96556$$

Status: **PASS**  
Ratio: **0.970**

25.2.3  $s_{rebar}$  - Minimum spacing of reinforcement,

$$s_{rebar} = \text{Max} [1.5, (1.5 d_{bar})]$$

$$s_{rebar} = \text{Max} [1.5, (1.5 \times (0.625 \text{ in}))]$$

$$s_{rebar} = 1.5 \text{ in}$$

#### Ties:

25.7.2.2 Since longitudinal reinforcement is  $\leq$  No. 10: Use #3(0.375 in)

25.7.2.1  $s_{ties}$  - Maximum spacing of ties,

$$s_{ties} = \text{Min} [(16 d_{bar}), (48 d_{ties}), \text{Min} (D, b)]$$

$$s_{ties} = \text{Min} [(16 \times (0.625 \text{ in})), (48 \times (0.375 \text{ in})), \text{Min} ((48 \text{ in}), (48 \text{ in}))]$$

$$s_{ties} = 10 \text{ in}$$

#### Summary:

Main reinforcement: **14 - #5 (0.625 in)**

**Axial Compression Strength (ACI 318-19, LRFD)**22.4.2.2  $\phi P_N$  - Allowable axial compressive strength

$$\phi P_N = \phi 0.80 [(0.85 f'_{ck} [A_g - A_{st}]) + (f_{yt} A_{st})]$$

$$\phi P_N = (0.65) \times 0.80 \times [(0.85 \times (3 \text{ ksi}) \times [(2304 \text{ in}^2) - (4.2951 \text{ in}^2)]) + ((60 \text{ ksi}) \times (4.2951 \text{ in}^2))]$$

$$\phi P_N = 3183.4 \text{ kip}$$

Ratio - Capacity

$$\text{Ratio} = \frac{P}{\phi P_N}$$

$$\text{Ratio} = \frac{(17.197 \text{ kip})}{(3183.4 \text{ kip})}$$

$$\text{Ratio} = 0.0054021$$

Status: **PASS**  
Ratio: **0.010****Shear Strength (ACI 318-19, LRFD)****Parameters:** $b_w = 48 \text{ in}$  - Effective width,22.5.2.2  $d$  - Effective depth

$$d = 0.80 D$$

$$d = 0.80 \times (48 \text{ in})$$

$$d = 38.4 \text{ in}$$

22.5.5.1.3  $\lambda_s$  - size effect modification factor

$$\lambda_s = \text{MIN} \left[ \sqrt{\frac{2}{1 + \frac{d}{10}}}, 1 \right]$$

$$\lambda_s = \text{MIN} \left[ \sqrt{\frac{2}{1 + \frac{(38.4 \text{ in})}{10}}}, 1 \right]$$

$$\lambda_s = 0.64282$$

The following variables were converted to be consistent with empirical formula  $f'_{ck} = 3 \text{ ksi} \rightarrow 3000 \text{ psi}$ ,22.5.5.1.1  $V_{c,max}$  - Max shear strength of concrete

$$V_{c,max} = 5 \lambda_s \sqrt{f'_{ck}} b_w d$$

$$V_{c,max} = 5 \times (0.64282) \times \sqrt{(3000 \text{ psi})} \times (48 \text{ in}) \times (38.4 \text{ in})$$

$$V_{c,max} = 324.49 \text{ kip}$$

The following variables were converted to be consistent with empirical formula  $f'_{ck} = 3 \text{ ksi} \rightarrow 3000 \text{ psi}$ ,  $P = 17.197 \text{ kip} \rightarrow 17197 \text{ lbf}$ ,22.5.5.1.1(a)  $V_{c,a}$  - Shear strength of concrete (a)

$$V_{c,a} = \left[ 2 \lambda_s \sqrt{f'_{ck}} + \frac{P}{6 A_g} \right] b_w d$$

$$V_{c,a} = \left[ 2 \times (0.64282) \times \sqrt{(3000 \text{ psi})} + \frac{(17197 \text{ lbf})}{6 \times (2304 \text{ in}^2)} \right] \times (48 \text{ in}) \times (38.4 \text{ in})$$

$$V_{c,a} = 132.09 \text{ kip}$$

The following variables were converted to be consistent with empirical formula  $f'_{ck} = 3 \text{ ksi} \rightarrow 3000 \text{ psi}$ ,22.5.5.1.2  $V_{c,b}$  - Shear strength of concrete (b)

$$V_{c,b} = \left[ 2 \lambda_s \sqrt{f'_{ck}} + (0.05 f'_{ck}) \right] b_w d$$

$$V_{c,b} = \left[ 2 \times (0.64282) \times \sqrt{(3000 \text{ psi})} + (0.05 \times (3000 \text{ psi})) \right] \times (48 \text{ in}) \times (38.4 \text{ in})$$

$$V_{c,b} = 406.27 \text{ kip}$$

 $V_c$  - Governing shear strength of concrete

$$V_c = \text{Min}[V_{c,max}, V_{c,a}, V_{c,b}]$$

$$V_c = \text{Min}[(324.49 \text{ kip}), (132.09 \text{ kip}), (406.27 \text{ kip})]$$

$$V_c = 132.09 \text{ kip}$$

<p>22.5.1.2</p>	<p>The following variables were converted to be consistent with empirical formula <math>f'_{ck} = 3 \text{ ksi} \rightarrow 3000 \text{ psi}</math>.</p> <p><math>V_{s,a}</math> - Shear strength of steel (a)</p> $V_{s,a} = 8 \sqrt{f'_{ck}} b_w d$ $V_{s,a} = 8 \times \sqrt{(3000 \text{ psi})} \times (48 \text{ in}) \times (38.4 \text{ in})$ $V_{s,a} = 807.65 \text{ kip}$ <p><math>A_v</math> - Ties rebar area,</p> $A_v = \frac{\pi d_{ties}^2}{4}$ $A_v = \frac{\pi \times (0.375 \text{ in})^2}{4}$ $A_v = 0.11045 \text{ in}^2$ <p>22.5.8.5.3 <math>V_{s,b}</math> - Shear strength of steel (b)</p> $V_{s,b} = \frac{2 A_v f_{ywk} d}{s_{ties}}$ $V_{s,b} = \frac{2 \times (0.11045 \text{ in}^2) \times (60 \text{ ksi}) \times (38.4 \text{ in})}{(10 \text{ in})}$ $V_{s,b} = 50.894 \text{ kip}$ <p><math>V_s</math> - Governing shear strength of steel</p> $V_s = \text{MIN}[V_{s,a}, V_{s,b}]$ $V_s = \text{MIN}[(807.65 \text{ kip}), (50.894 \text{ kip})]$ $V_s = 50.894 \text{ kip}$ <p>22.5.1.1 <math>\phi V_n</math> - Allowable shear strength</p> $\phi V_n = \phi (V_c + V_s)$ $\phi V_n = (0.65) \times ((132.09 \text{ kip}) + (50.894 \text{ kip}))$ $\phi V_n = 118.94 \text{ kip}$ <p><b>Considering x-direction:</b></p> <p><math>V_{max} = 13.303 \text{ kip}</math> - Maximum shear force in the x-direction,  <b>Ratio</b> - Capacity</p> $\text{Ratio} = \frac{V_{max}}{\phi V_n}$ $\text{Ratio} = \frac{(13.303 \text{ kip})}{(118.94 \text{ kip})}$ $\text{Ratio} = 0.11184$	<p>Status: <b>PASS</b>  Ratio: <b>0.110</b></p>
<p>14.5.2.1b</p>	<p><b>Flexural Strength (ACI 318-19, LRFD)</b></p> <p><math>S_m</math> - Section modulus</p> $S_m = \frac{b D^2}{6}$ $S_m = \frac{(48 \text{ in}) \times (48 \text{ in})^2}{6}$ $S_m = 18432 \text{ in}^3$ <p><math>\lambda = 1</math> - Concrete modification factor (Normal concrete),  Allowable flexural strength:  <math>M_n</math> shall be the lesser of:  <math>\phi M_{n,1}</math></p> $\phi M_{n,1} = \phi \times 5 \times \lambda \times \sqrt{f'_c} \times S_m$ $\phi M_{n,1} = 0.65 \times 5 \times 1 \times \sqrt{(3 \text{ ksi})} \times 18432.001 \text{ in}^3$ $\phi M_{n,1} = 273.423 \text{ kip ft}$ <p><math>\phi M_{n,2}</math></p> $\phi M_{n,2} = \phi \times 0.85 \times f'_c \times S_m$	

$$\phi M_{n,z} = \phi S_x F_y$$

$$\phi M_{n,z} = (0.65) \times 0.85 \times (3 \text{ ksi}) \times (18432 \text{ in}^3)$$

$$\phi M_{n,z} = 2545.9 \text{ kipft}$$

Therefore,

$\phi M_n$  - Allowable flexural strength,

$$\phi M_n = \text{MIN}[\phi M_{n,1}, \phi M_{n,2}]$$

$$\phi M_n = \text{MIN}[(273.42 \text{ kipft}), (2545.9 \text{ kipft})]$$

$$\phi M_n = 273.42 \text{ kipft}$$

**Considering x-direction:**

$M_{max} = 49.331 \text{ kipft}$  - Maximum moment in the x-direction,

*Ratio* - Capacity

$$\text{Ratio} = \frac{M_{max}}{\phi M_n}$$

$$\text{Ratio} = \frac{(49.331 \text{ kipft})}{(273.42 \text{ kipft})}$$

$$\text{Ratio} = 0.18042$$

Status: **PASS**  
Ratio: **0.180**