


Project Name: MTSOLAR_F09575I0C0CF-TREDC
EFTP 2
Location: CA-33, Avenal, CA, USA
Unique ID: 4P-19.75-6TOP-HD-45-L-5Hx9W-1199
Dealer: _____

Date: Fri May 09 2025
Number of Modules: 45
Number of Poles: 4
Date Sold: _____



Array Dimensions N/S	18.81 ft
Array Dimensions E/W	73.51 ft
Winter Tilt Angle	5
Front Edge Clearance	10 ft

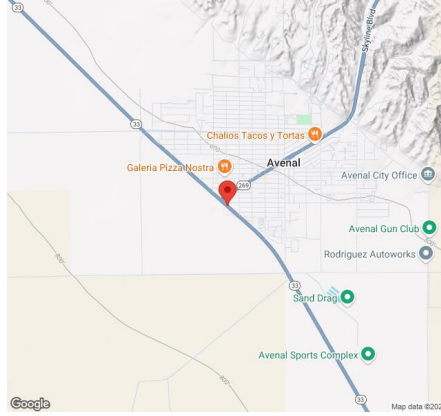
MT Solar Bill of Materials (4P-19.75-6TOP-HD-45-L-5Hx9W-1199)

Part	Short Description	BOM Qty
MTS-PC-6	6IN Pole Cap Assembly	4
MTS-HF-HD	H-Frame Assembly-HD	4
MTS-HD-Wing-45	45IN HD Wing	4
MTS-HD-Splice-90	90IN HD Splice	6
MTS-HD-Splice-57	57IN HD Splice	6
MTS-CLAMP-ANGLE-4PK	Angle Clamp	9

Rail Bill of Materials

Part	Qty
Rails (226in)	18
Rail Attachment	72
Module Mid Clamp	72
Module End Clamp	36
Ground Lug	9

Site Details:



Site Address: CA-33, Avenal, CA, USA

Array Specification

Duty Classification:	HD
Module Width:	44.65 in
Module Length:	97.01in
Number of Rows:	5
Number of Columns:	9
Total Number of Modules:	45
Winter Tilt Angle:	5
Front Edge Clearance:	10
Total Array Height at Tilt:	11.64 ft
Total Frame Length:	74.25 ft
Module Info/Notes:	
Array Dimensions N/S:	18.81 ft
Array Dimensions E/W:	73.51 ft
Rail Length:	225.75 in
Rail Spacing:	4.08 ft

Support Specifications

Pole Size:	6in Pipe Sch 40
Pole Length above Grade:	10.82 ft
Number of Poles:	4
Pole Spacing:	19.75 ft

Foundation Specifications

Foundation Type:	Square
Foundation Dimensions:	48 x 48 in
Foundation Depth (below grade):	Pile 1: 5.50 ft Pile 2: 5.50 ft Pile 3: 5.50 ft Pile 4: 5.50 ft
Foundation Volume:	13.037 y ³

Site Info

Risk Category:	I
Exposure:	C
Soil Classification:	sand
Site Location:	CA-33, Avenal, CA, USA
Wind Speed:	120 mph

Snow Load:

15 psf

Design Disclaimer

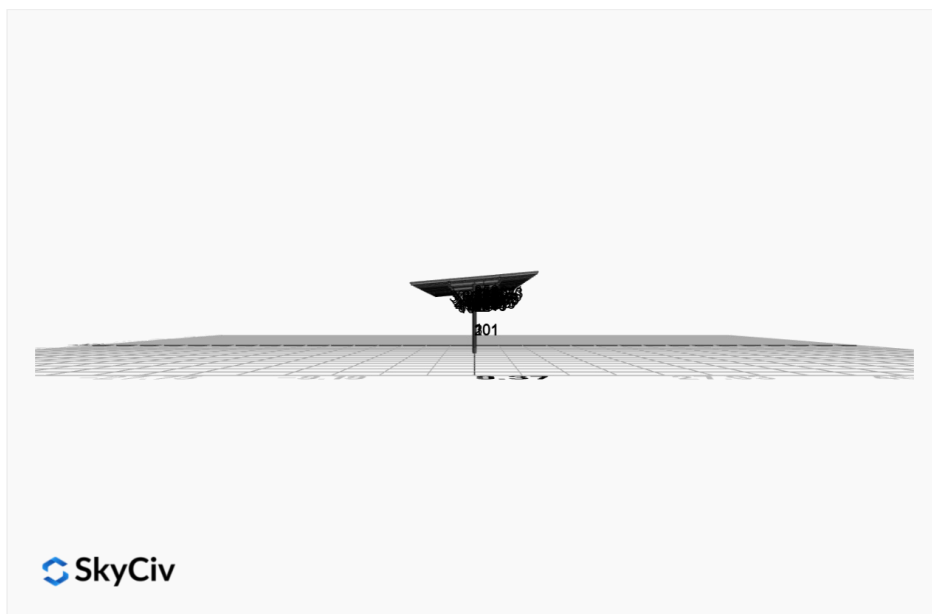

This software should be used for preliminary designs and should not be used as a final design unless reviewed, verified and designed by a qualified structural engineer.


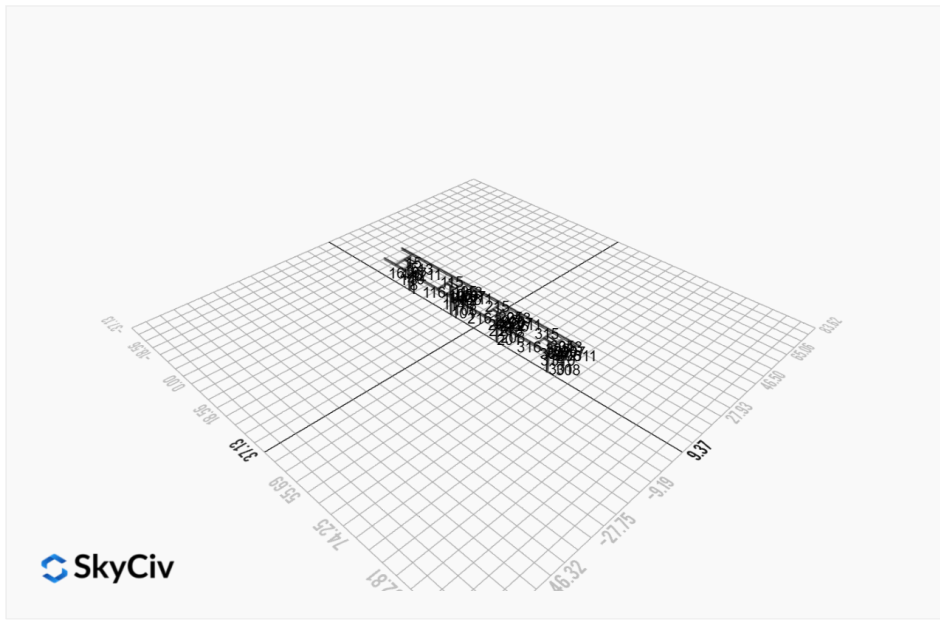
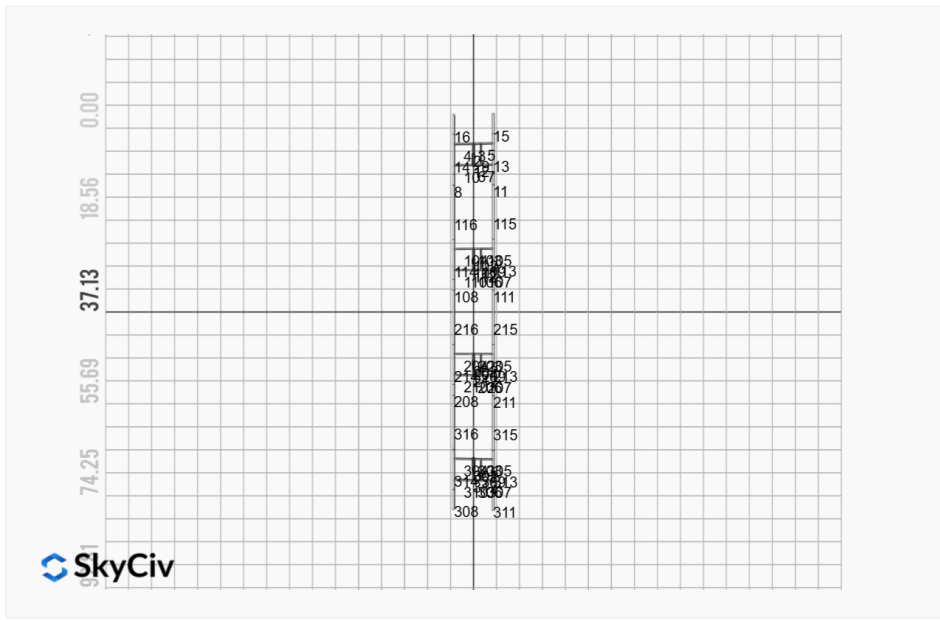
AutoDesigner Input


```
{ "product_type": "Beam", "designer_name": "", "designer_email": "contact@JeremyClemons.com", "designer_phone": "", "project_id": "MTSOLAR_F09575I0C0CF-TREDC EFTP 2", "site_address": "CA-33, Avenal, CA, USA", "module_info": "", "module_width": 44.65, "module_length": 97.01, "number_rows": 5, "number_columns": 9, "pole_mount_section": "4_40", "core_pipe_width": 65, "core_pipe_section": "2_40", "adjuster_section": "2_40", "core_beam_height": 65, "core_beam_section": "HSS3x2x1/8", "main_pipe_section": "2_12GA", "pole_spacing": "15", "tilt_angle": 5, "ground_clearance": 10, "risk_category": "I", "exposure_category": "C", "frame_duty_override": "auto", "pole_override": "auto", "soil_type": "sand", "customer_foundation_override": "48_Square", "foundation_type": "Square", "foundation_size": 48, "check_rails": false, "wind_speed_override": 120, "snow_load_override": 15, "direct_snow_load": false, "add_angle_brace": false }
```

Design Notes:


- AISC Deflection checks are set to L/1 due to structure design intent
- Foundation Soil Parameters used in this Autodesign are all estimates, proper geotechnical reports are required to confirm soil profiles
- Wind speeds, snow loads and other site specific results are based on ASCE 7 2016
- Steel frame design checks are based on AISC 360 2016 (LRFD)
- Foundation Design and Sizing is approximate only








 SkyCiv



 SkyCiv



Reaction Forces for Foundation 1 (Node ID#1), (kip, kip-ft)

ASD Load Combination Results

Name	Fx	Fy	Fz	Mx	My	Mz
ULS: 1. D	0.0016	2.1640	0.0267	0.0907	-0.0021	0.0132
ULS: 2. D + L	0.0016	2.1640	0.0267	0.0907	-0.0021	0.0132
ULS: 3. D + (S or Lr or R)	0.0044	5.0776	0.0716	0.2430	-0.0056	-0.0114
ULS: 3. D + (S or Lr or R)	0.0016	2.1640	0.0267	0.0907	-0.0021	0.0132
ULS: 4. D + 0.75L + 0.75(S or Lr or R)	0.0037	4.3492	0.0604	0.2049	-0.0047	-0.0052
ULS: 4. D + 0.75L + 0.75(S or Lr or R)	0.0016	2.1640	0.0267	0.0907	-0.0021	0.0132
ULS: 5b. D + 0.7E	0.0016	2.1640	0.0267	0.0907	-0.0021	0.0132
ULS: 6b. D + 0.75L + 0.75(0.7)E + 0.75S	0.0037	4.3492	0.0604	0.2049	-0.0047	-0.0052
ULS: 8. 0.6D + 0.7E	0.0010	1.2984	0.0160	0.0544	-0.0012	0.0079
ULS: 5a. D + 0.6W_Wind downforce Case A only	-0.3933	6.5691	0.0965	0.3265	-0.0240	5.4273
ULS: 5a. D + 0.6W_Wind downforce Case B only	-0.3933	6.5691	0.0965	0.3265	-0.0240	5.4273
ULS: 5a. D + 0.6W_Wind uplift Case A only	0.0981	0.9766	0.0105	0.0357	-0.0012	3.4544
ULS: 5a. D + 0.6W_Wind uplift Case B only	0.2704	-0.6352	-0.0215	-0.0707	0.0207	-12.5611
ULS: 6a. D + 0.75L + 0.75(0.6)W + 0.75(S or Lr or R)_Wind downforce Case A only	-0.2926	7.6530	0.1127	0.3818	-0.0212	4.0553
ULS: 6a. D + 0.75L + 0.75(0.6)W + 0.75(S or Lr or R)_Wind downforce Case B only	-0.2926	7.6530	0.1127	0.3818	-0.0212	4.0553
ULS: 6a. D + 0.75L + 0.75(0.6)W + 0.75(S or Lr or R)_Wind uplift Case A only	0.0760	3.4587	0.0482	0.1637	-0.0041	2.5756
ULS: 6a. D + 0.75L + 0.75(0.6)W + 0.75(S or Lr or R)_Wind uplift Case B only	0.2052	2.2498	0.0242	0.0839	0.0123	-9.4360
ULS: 6a. D + 0.75L + 0.75(0.6)W + 0.75(S or Lr or R)_Wind downforce Case A only	-0.2946	5.4678	0.0790	0.2676	-0.0185	4.0738
ULS: 6a. D + 0.75L + 0.75(0.6)W + 0.75(S or Lr or R)_Wind downforce Case B only	-0.2946	5.4678	0.0790	0.2676	-0.0185	4.0738
ULS: 6a. D + 0.75L + 0.75(0.6)W + 0.75(S or Lr or R)_Wind uplift Case A only	0.0740	1.2735	0.0146	0.0494	-0.0014	2.5941
ULS: 6a. D + 0.75L + 0.75(0.6)W + 0.75(S or Lr or R)_Wind uplift Case B only	0.2032	0.0646	-0.0095	-0.0303	0.0150	-9.4175
ULS: 7. 0.6D + 0.6W_Wind downforce Case A only	-0.3940	5.7035	0.0858	0.2903	-0.0232	5.4220
ULS: 7. 0.6D + 0.6W_Wind downforce Case B only	-0.3940	5.7035	0.0858	0.2903	-0.0232	5.4220
ULS: 7. 0.6D + 0.6W_Wind uplift Case A only	0.0974	0.1110	-0.0002	-0.0006	-0.0004	3.4491
ULS: 7. 0.6D + 0.6W_Wind uplift Case B only	0.2697	-1.5007	-0.0322	-0.1069	0.0215	-12.5664

Worst Case Reactions LRFD

These calculations are taken directly from the FEA via SkyCiv and are used in the Concrete Checks of the Foundation Module.

Note: Worst case values are assumed as downforce wind load cases.

Result	Value (kip, kip-ft)
Axial	11.3954
Shear X	-0.6583
Shear Z	0.1714
Moment X	0.5823
Moment Y (Twist)	0.0414
Moment Z	21.8068

Worst Case Reactions ASD

These results are taken from the worst case values in the above table and are used in the Soil Checks in the Foundation Module.

Note: Worst case values are assumed as downforce wind load cases.

Result	Value (kip, kip-ft)
Axial	7.6530
Shear X	-0.3940
Shear Z	0.1127
Moment X	0.3818
Moment Y (Twist)	0.0240
Moment Z	12.5664

Reaction Forces for Foundation 2 (Node ID#101), (kip, kip-ft)

ASD Load Combination Results

Name	Fx	Fy	Fz	Mx	My	Mz
ULS: 1. D	-0.0016	2.4542	-0.0035	-0.0121	0.0007	0.0451
ULS: 2. D + L	-0.0016	2.4542	-0.0035	-0.0121	0.0007	0.0451
ULS: 3. D + (S or Lr or R)	-0.0044	5.8525	-0.0095	-0.0326	0.0019	0.0745
ULS: 3. D + (S or Lr or R)	-0.0016	2.4542	-0.0035	-0.0121	0.0007	0.0451
ULS: 4. D + 0.75L + 0.75(S or Lr or R)	-0.0037	5.0029	-0.0080	-0.0275	0.0016	0.0671

Name	Fx	Fy	Fz	Mx	My	Mz
ULS: 4. D + 0.75L + 0.75(S or Lr or R)	-0.0016	2.4542	-0.0035	-0.0121	0.0007	0.0451
ULS: 5b. D + 0.7E	-0.0016	2.4542	-0.0035	-0.0121	0.0007	0.0451
ULS: 6b. D + 0.75L + 0.75(0.7)E + 0.75S	-0.0037	5.0029	-0.0080	-0.0275	0.0016	0.0671
ULS: 8. 0.6D + 0.7E	-0.0010	1.4725	-0.0021	-0.0073	0.0004	0.0271
ULS: 5a. D + 0.6W_Wind downforce Case A only	-0.4415	7.5913	-0.0116	-0.0403	-0.0012	6.0573
ULS: 5a. D + 0.6W_Wind downforce Case B only	-0.4415	7.5913	-0.0116	-0.0403	-0.0012	6.0573
ULS: 5a. D + 0.6W_Wind uplift Case A only	0.1272	1.0666	-0.0000	-0.0004	-0.0032	3.6833
ULS: 5a. D + 0.6W_Wind uplift Case B only	0.2597	-0.8053	-0.0006	-0.0010	0.0098	-13.5039
ULS: 6a. D + 0.75L + 0.75(0.6)W + 0.75(S or Lr or R)_Wind downforce Case A only	-0.3336	8.8557	-0.0141	-0.0486	0.0002	4.5762
ULS: 6a. D + 0.75L + 0.75(0.6)W + 0.75(S or Lr or R)_Wind downforce Case B only	-0.3336	8.8557	-0.0141	-0.0486	0.0002	4.5762
ULS: 6a. D + 0.75L + 0.75(0.6)W + 0.75(S or Lr or R)_Wind uplift Case A only	0.0929	3.9622	-0.0054	-0.0187	-0.0013	2.7957
ULS: 6a. D + 0.75L + 0.75(0.6)W + 0.75(S or Lr or R)_Wind uplift Case B only	0.1923	2.5583	-0.0058	-0.0191	0.0084	-10.0946
ULS: 6a. D + 0.75L + 0.75(0.6)W + 0.75(S or Lr or R)_Wind downforce Case A only	-0.3315	6.3070	-0.0096	-0.0332	-0.0007	4.5542
ULS: 6a. D + 0.75L + 0.75(0.6)W + 0.75(S or Lr or R)_Wind downforce Case B only	-0.3315	6.3070	-0.0096	-0.0332	-0.0007	4.5542
ULS: 6a. D + 0.75L + 0.75(0.6)W + 0.75(S or Lr or R)_Wind uplift Case A only	0.0950	1.4135	-0.0009	-0.0033	-0.0022	2.7737
ULS: 6a. D + 0.75L + 0.75(0.6)W + 0.75(S or Lr or R)_Wind uplift Case B only	0.1944	0.0096	-0.0013	-0.0038	0.0075	-10.1166
ULS: 7. 0.6D + 0.6W_Wind downforce Case A only	-0.4408	6.6096	-0.0102	-0.0354	-0.0015	6.0392
ULS: 7. 0.6D + 0.6W_Wind downforce Case B only	-0.4408	6.6096	-0.0102	-0.0354	-0.0015	6.0392
ULS: 7. 0.6D + 0.6W_Wind uplift Case A only	0.1278	0.0850	0.0014	0.0045	-0.0035	3.6652
ULS: 7. 0.6D + 0.6W_Wind uplift Case B only	0.2603	-1.7869	0.0009	0.0039	0.0095	-13.5219

Worst Case Reactions LRFD

These calculations are taken directly from the FEA via SkyCiv and are used in the Concrete Checks of the Foundation Module.
Note: Worst case values are assumed as downforce wind load cases.

Result	Value (kip, kip-ft)
Axial	13.2061
Shear X	-0.7353
Shear Z	-0.0207
Moment X	-0.0718
Moment Y (Twist)	0.0177
Moment Z	23.4896

Worst Case Reactions ASD

These results are taken from the worst case values in the above table and are used in the Soil Checks in the Foundation Module.
Note: Worst case values are assumed as downforce wind load cases.

Result	Value (kip, kip-ft)
Axial	8.8557
Shear X	-0.4415
Shear Z	-0.0141
Moment X	-0.0486
Moment Y (Twist)	0.0098
Moment Z	13.5219

Reaction Forces for Foundation 3 (Node ID#201), (kip, kip-ft)

ASD Load Combination Results

Name	Fx	Fy	Fz	Mx	My	Mz
ULS: 1. D	-0.0016	2.4542	0.0035	0.0121	-0.0007	0.0451
ULS: 2. D + L	-0.0016	2.4542	0.0035	0.0121	-0.0007	0.0451
ULS: 3. D + (S or Lr or R)	-0.0044	5.8525	0.0095	0.0326	-0.0019	0.0745
ULS: 3. D + (S or Lr or R)	-0.0016	2.4542	0.0035	0.0121	-0.0007	0.0451
ULS: 4. D + 0.75L + 0.75(S or Lr or R)	-0.0037	5.0029	0.0080	0.0275	-0.0016	0.0671
ULS: 4. D + 0.75L + 0.75(S or Lr or R)	-0.0016	2.4542	0.0035	0.0121	-0.0007	0.0451
ULS: 5b. D + 0.7E	-0.0016	2.4542	0.0035	0.0121	-0.0007	0.0451
ULS: 6b. D + 0.75L + 0.75(0.7)E + 0.75S	-0.0037	5.0029	0.0080	0.0275	-0.0016	0.0671
ULS: 8. 0.6D + 0.7E	-0.0010	1.4725	0.0021	0.0073	-0.0004	0.0271
ULS: 5a. D + 0.6W_Wind downforce Case A only	-0.4415	7.5913	0.0116	0.0403	0.0012	6.0573
ULS: 5a. D + 0.6W_Wind downforce Case B only	-0.4415	7.5913	0.0116	0.0403	0.0012	6.0573
ULS: 5a. D + 0.6W_Wind uplift Case A only	0.1272	1.0666	0.0000	0.0004	0.0032	3.6833
ULS: 5a. D + 0.6W_Wind uplift Case B only	0.2597	-0.8053	0.0006	0.0010	-0.0098	-13.5039

Name	Fx	Fy	Fz	Mx	My	Mz
ULS: 6a. D + 0.75L + 0.75(0.6)W + 0.75(S or Lr or R)_Wind downforce Case A only	-0.3336	8.8557	0.0141	0.0486	-0.0002	4.5762
ULS: 6a. D + 0.75L + 0.75(0.6)W + 0.75(S or Lr or R)_Wind downforce Case B only	-0.3336	8.8557	0.0141	0.0486	-0.0002	4.5762
ULS: 6a. D + 0.75L + 0.75(0.6)W + 0.75(S or Lr or R)_Wind uplift Case A only	0.0929	3.9622	0.0054	0.0187	0.0013	2.7957
ULS: 6a. D + 0.75L + 0.75(0.6)W + 0.75(S or Lr or R)_Wind uplift Case B only	0.1923	2.5583	0.0058	0.0191	-0.0084	-10.0946
ULS: 6a. D + 0.75L + 0.75(0.6)W + 0.75(S or Lr or R)_Wind downforce Case A only	-0.3315	6.3070	0.0096	0.0332	0.0007	4.5542
ULS: 6a. D + 0.75L + 0.75(0.6)W + 0.75(S or Lr or R)_Wind downforce Case B only	-0.3315	6.3070	0.0096	0.0332	0.0007	4.5542
ULS: 6a. D + 0.75L + 0.75(0.6)W + 0.75(S or Lr or R)_Wind uplift Case A only	0.0950	1.4135	0.0009	0.0033	0.0022	2.7737
ULS: 6a. D + 0.75L + 0.75(0.6)W + 0.75(S or Lr or R)_Wind uplift Case B only	0.1944	0.0096	0.0013	0.0038	-0.0075	-10.1166
ULS: 7. 0.6D + 0.6W_Wind downforce Case A only	-0.4408	6.6096	0.0102	0.0354	0.0015	6.0392
ULS: 7. 0.6D + 0.6W_Wind downforce Case B only	-0.4408	6.6096	0.0102	0.0354	0.0015	6.0392
ULS: 7. 0.6D + 0.6W_Wind uplift Case A only	0.1278	0.0850	-0.0014	-0.0045	0.0035	3.6652
ULS: 7. 0.6D + 0.6W_Wind uplift Case B only	0.2603	-1.7869	-0.0009	-0.0039	-0.0095	-13.5219

Worst Case Reactions LRFD

These calculations are taken directly from the FEA via SkyCiv and are used in the Concrete Checks of the Foundation Module.
Note: Worst case values are assumed as downforce wind load cases.

Result	Value (kip, kip-ft)
Axial	13.2061
Shear X	-0.7353
Shear Z	0.0207
Moment X	0.0719
Moment Y (Twist)	0.0177
Moment Z	23.4897

Worst Case Reactions ASD

These results are taken from the worst case values in the above table and are used in the Soil Checks in the Foundation Module.
Note: Worst case values are assumed as downforce wind load cases.

Result	Value (kip, kip-ft)
Axial	8.8557
Shear X	-0.4415
Shear Z	0.0141
Moment X	0.0486
Moment Y (Twist)	0.0098
Moment Z	13.5219

Reaction Forces for Foundation 4 (Node ID#301), (kip, kip-ft)

ASD Load Combination Results

Name	Fx	Fy	Fz	Mx	My	Mz
ULS: 1. D	0.0016	2.1640	-0.0267	-0.0907	0.0021	0.0132
ULS: 2. D + L	0.0016	2.1640	-0.0267	-0.0907	0.0021	0.0132
ULS: 3. D + (S or Lr or R)	0.0044	5.0776	-0.0716	-0.2430	0.0056	-0.0114
ULS: 3. D + (S or Lr or R)	0.0016	2.1640	-0.0267	-0.0907	0.0021	0.0132
ULS: 4. D + 0.75L + 0.75(S or Lr or R)	0.0037	4.3492	-0.0604	-0.2049	0.0047	-0.0052
ULS: 4. D + 0.75L + 0.75(S or Lr or R)	0.0016	2.1640	-0.0267	-0.0907	0.0021	0.0132
ULS: 5b. D + 0.7E	0.0016	2.1640	-0.0267	-0.0907	0.0021	0.0132
ULS: 6b. D + 0.75L + 0.75(0.7)E + 0.75S	0.0037	4.3492	-0.0604	-0.2049	0.0047	-0.0052
ULS: 8. 0.6D + 0.7E	0.0010	1.2984	-0.0160	-0.0544	0.0012	0.0079
ULS: 5a. D + 0.6W_Wind downforce Case A only	-0.3933	6.5691	-0.0965	-0.3265	0.0240	5.4273
ULS: 5a. D + 0.6W_Wind downforce Case B only	-0.3933	6.5691	-0.0965	-0.3265	0.0240	5.4273
ULS: 5a. D + 0.6W_Wind uplift Case A only	0.0981	0.9766	-0.0105	-0.0357	0.0012	3.4544
ULS: 5a. D + 0.6W_Wind uplift Case B only	0.2704	-0.6352	0.0215	0.0707	-0.0207	-12.5611
ULS: 6a. D + 0.75L + 0.75(0.6)W + 0.75(S or Lr or R)_Wind downforce Case A only	-0.2926	7.6530	-0.1127	-0.3818	0.0212	4.0553
ULS: 6a. D + 0.75L + 0.75(0.6)W + 0.75(S or Lr or R)_Wind downforce Case B only	-0.2926	7.6530	-0.1127	-0.3818	0.0212	4.0553
ULS: 6a. D + 0.75L + 0.75(0.6)W + 0.75(S or Lr or R)_Wind uplift Case A only	0.0760	3.4587	-0.0482	-0.1637	0.0041	2.5756
ULS: 6a. D + 0.75L + 0.75(0.6)W + 0.75(S or Lr or R)_Wind uplift Case B only	0.2052	2.2498	-0.0242	-0.0839	-0.0123	-9.4360
ULS: 6a. D + 0.75L + 0.75(0.6)W + 0.75(S or Lr or R)_Wind downforce Case A only	-0.2946	5.4678	-0.0790	-0.2676	0.0185	4.0738
ULS: 6a. D + 0.75L + 0.75(0.6)W + 0.75(S or Lr or R)_Wind downforce Case B only	-0.2946	5.4678	-0.0790	-0.2676	0.0185	4.0738
ULS: 6a. D + 0.75L + 0.75(0.6)W + 0.75(S or Lr or R)_Wind uplift Case A only	0.0740	1.2735	-0.0146	-0.0494	0.0014	2.5941
ULS: 6a. D + 0.75L + 0.75(0.6)W + 0.75(S or Lr or R)_Wind uplift Case B only	0.2032	0.0646	0.0095	0.0303	-0.0150	-9.4175

Name	Fx	Fy	Fz	Mx	My	Mz
ULS: 7. 0.6D + 0.6W_Wind downforce Case A only	-0.3940	5.7035	-0.0858	-0.2903	0.0232	5.4220
ULS: 7. 0.6D + 0.6W_Wind downforce Case B only	-0.3940	5.7035	-0.0858	-0.2903	0.0232	5.4220
ULS: 7. 0.6D + 0.6W_Wind uplift Case A only	0.0974	0.1110	0.0002	0.0006	0.0004	3.4491
ULS: 7. 0.6D + 0.6W_Wind uplift Case B only	0.2697	-1.5007	0.0322	0.1069	-0.0215	-12.5664

Worst Case Reactions LRFD

These calculations are taken directly from the FEA via SkyCiv and are used in the Concrete Checks of the Foundation Module.
 Note: Worst case values are assumed as downforce wind load cases.

Result	Value (kip, kip-ft)
Axial	11.3954
Shear X	-0.6583
Shear Z	-0.1714
Moment X	-0.5822
Moment Y (Twist)	0.0414
Moment Z	21.8070

Worst Case Reactions ASD

These results are taken from the worst case values in the above table and are used in the Soil Checks in the Foundation Module.
 Note: Worst case values are assumed as downforce wind load cases.

Result	Value (kip, kip-ft)
Axial	7.6530
Shear X	-0.3940
Shear Z	-0.1127
Moment X	-0.3818
Moment Y (Twist)	0.0240
Moment Z	12.5664

Project Details

Design Code: AISC 360-16 LRFD
 Provision: LRFD
 Country: United States

 User Name: sales@mtsolar.us
 Project Name: MTSOLAR_F0957510C0CF-TREDC EFTP 2
 Unit System: imperial



Design Input Information

Design Factors			
Φ_t	Φ_c	Φ_b	Φ_v
0.9	0.9	0.9	0.9

Design Materials			
ID	E (ksi)	F_y (ksi)	F_u (ksi)
1	29000	50	65

Section Dimensions

ID	Name	d (in)	t_w (in)				
2	2in Pipe Sch 80	2.38	0.22				
5	4in Pipe Sch 80	4.50	0.34				
7	6in Pipe Sch 40	6.63	0.28				

ID	Name	d (in)	b (in)	t_w (in)	t_b (in)	r (in)	
16	HSS5x3x3/16	5.00	3.00	0.17	0.17	0.17	

ID	Name	d (in)	t_w (in)	b_t (in)	b_b (in)	t_t (in)	t_b (in)	r (in)
19	W8x10	7.89	0.17	3.94	3.94	0.20	0.20	0.30

Section Properties								
ID	Name	A (in ²)	J (in ⁴)	I_{y0} (in ⁴)	I_{z0} (in ⁴)	I_w (in ⁶)	S_{y0} (in ³)	S_{z0} (in ³)

2	2in Pipe Sch 80	1.48	1.74	0.87	0.87	0.00	1.02	1.02
5	4in Pipe Sch 80	4.41	19.22	9.61	9.61	0.00	5.85	5.85
7	6in Pipe Sch 40	5.58	56.28	28.14	28.14	0.00	11.28	11.28
16	HSS5x3x3/16	2.58	8.64	3.85	8.53	0.73	2.96	4.21
19	W8x10	2.96	0.04	2.09	30.80	30.90	1.66	8.87

Member Properties									
Member ID	Section ID	K _z L (ft)	K _y L (ft)	L _b (ft)	C _b	LS T	LS C	L D	
1	7	22.7 2	22.7 2	10.82	-	30 0	20 0	1	
2	5	1.30	1.30	2.0 0	-	30 0	20 0	1	
3	16	0.92	0.92	1.4 2	1.19,1.18,1.19,1.18,1.18,1.19,1.18,1.18,1.17,1.18,1.18,1.18,1.17,1.18,1.18,1.19,1.18,1.18,1.1 9,1.17,1.18,1.18,1.18,1.17	30 0	20 0	1	
4	16	2.44	2.44	3.7 5	1.68,1.68,1.68,1.67,1.68,1.68,1.67,1.67,1.57,1.68,1.67,1.67,1.65,1.69,1.67,1.67,1.67,1.67,1.67,1.9 3,1.69,1.67,1.67,1.65,1.69	30 0	20 0	1	
5	16	1.52	1.52	2.3 3	1.68,1.67,1.68,1.67,1.68,1.68,1.67,1.67,1.67,1.66,1.67,1.67,1.68,1.66,1.67,1.67,1.67,1.68,1.67,1.67,1.6 8,1.66,1.67,1.67,1.68,1.66	30 0	20 0	1	
6	16	0.92	0.92	1.4 2	1.19,1.18,1.19,1.18,1.19,1.19,1.18,1.18,1.19,1.18,1.18,1.18,1.19,1.18,1.18,1.18,1.19,1.18,1.18,1.1 9,1.17,1.18,1.18,1.19,1.18	30 0	20 0	1	
7	16	1.52	1.52	2.3 3	1.68,1.67,1.68,1.67,1.67,1.68,1.67,1.67,1.67,1.66,1.67,1.67,1.68,1.66,1.67,1.67,1.67,1.68,1.67,1.67,1.6 8,1.66,1.67,1.67,1.68,1.66	30 0	20 0	1	
8	19	1.33	1.33	2.0 5	1.67,1.67,1.67,1.67,1.67,1.67,1.65,1.65,2.12,2.08,1.65,1.65,2.06,2.35,1.66,1.66,1.62,1.78,1.65,1.65,1.0 4,2.07,1.64,1.64,1.96,2.27	30 0	20 0	1	
9	2	2.60	2.60	4.0 0	-	30 0	20 0	1	
10	16	2.44	2.44	3.7 5	1.68,1.68,1.68,1.67,1.68,1.68,1.67,1.67,1.58,1.68,1.67,1.67,1.65,1.68,1.67,1.67,1.67,1.67,1.67,1.67,1.9 4,1.68,1.67,1.67,1.66,1.68	30 0	20 0	1	
11	19	1.33	1.33	2.0 5	1.68,1.68,1.68,1.68,1.68,1.68,1.71,1.71,1.89,2.05,1.71,1.71,2.06,1.94,1.70,1.70,1.73,1.44,1.71,1.71,1.8 5,2.06,1.71,1.71,2.07,1.92	30 0	20 0	1	
12	5	1.30	1.30	2.0 0	-	30 0	20 0	1	
13	19	4.88	4.00	7.5 0	1.12,1.12,1.12,1.12,1.12,1.12,1.12,1.12,1.12,1.13,1.12,1.12,1.13,1.12,1.12,1.12,1.12,1.11,1.12,1.12,1.1 2,1.13,1.12,1.12,1.16,1.12	30 0	20 0	1	
14	19	4.88	4.00	7.5 0	1.12,1.12,1.12,1.12,1.12,1.12,1.12,1.12,2.07,1.17,1.12,1.12,1.14,1.40,1.12,1.12,1.11,1.12,1.12,1.12,1.0 4,1.14,1.12,1.12,1.14,1.62	30 0	20 0	1	
15	19	7.88	7.88	3.7 5	2.33,2.33,2.33,2.33,2.33,2.33,2.33,2.33,2.33,2.33,2.33,2.33,2.33,2.33,2.33,2.33,2.33,2.33,2.33,2.3 3,2.33,2.33,2.33,2.33,2.33	30 0	20 0	1	
16	19	7.88	7.88	3.7 5	2.33,2.33,2.33,2.33,2.33,2.33,2.33,2.33,2.33,2.33,2.33,2.33,2.33,2.33,2.33,2.33,2.33,2.33,2.33,2.3 3,2.33,2.33,2.33,2.33,2.33	30 0	20 0	1	
101	7	22.7 2	22.7 2	10.82	-	30 0	20 0	1	
102	5	1.30	1.30	2.0 0	-	30 0	20 0	1	
103	16	0.92	0.92	1.4 2	1.19,1.18,1.19,1.18,1.18,1.19,1.18,1.18,1.18,1.17,1.18,1.18,1.19,1.18,1.18,1.18,1.19,1.18,1.18,1.1 9,1.17,1.18,1.18,1.18,1.18	30 0	20 0	1	
104	16	2.44	2.44	3.7 5	1.68,1.68,1.68,1.67,1.68,1.68,1.67,1.67,1.57,1.68,1.67,1.67,1.65,1.69,1.67,1.67,1.67,1.67,1.67,1.67,1.8 4,1.68,1.67,1.67,1.66,1.69	30 0	20 0	1	
105	16	1.52	1.52	2.3 3	1.68,1.67,1.68,1.67,1.67,1.68,1.67,1.67,1.67,1.66,1.67,1.67,1.68,1.66,1.67,1.67,1.67,1.68,1.67,1.67,1.6 8,1.66,1.67,1.67,1.68,1.66	30 0	20 0	1	
106	16	0.92	0.92	1.4 2	1.19,1.18,1.19,1.18,1.18,1.19,1.18,1.18,1.18,1.18,1.18,1.18,1.19,1.18,1.18,1.18,1.18,1.18,1.18,1.1 9,1.17,1.18,1.18,1.19,1.18	30 0	20 0	1	
107	16	1.52	1.52	2.3 3	1.68,1.67,1.68,1.67,1.67,1.68,1.67,1.67,1.67,1.66,1.67,1.67,1.68,1.66,1.67,1.67,1.67,1.68,1.67,1.67,1.6 8,1.66,1.67,1.67,1.68,1.66	30 0	20 0	1	
108	19	1.33	1.33	2.0 5	2.09,2.09,2.09,2.09,2.09,2.09,2.10,2.10,1.46,1.88,2.10,2.10,2.06,1.64,2.10,2.10,2.10,2.08,2.10,2.10,1.3 4,1.96,2.10,2.10,2.06,1.51	30 0	20 0	1	
109	2	2.60	2.60	4.0 0	-	30 0	20 0	1	
110	16	2.44	2.44	3.7 5	1.68,1.68,1.68,1.67,1.68,1.68,1.67,1.67,1.58,1.68,1.67,1.67,1.65,1.68,1.67,1.67,1.67,1.67,1.67,1.67,1.8 8,1.68,1.67,1.67,1.66,1.68	30 0	20 0	1	
111	19	1.33	1.33	2.0 5	2.09,2.09,2.09,2.09,2.09,2.09,2.09,2.09,2.07,2.03,2.09,2.09,2.02,2.06,2.09,2.09,2.09,2.31,2.09,2.09,2.0 7,1.97,2.09,2.09,1.89,2.06	30 0	20 0	1	
112	5	1.30	1.30	2.0 0	-	30 0	20 0	1	

314	19	4.88	4.00	0	4,1.14,1.12,1.12,1.14,1.62	0	0	1
315	19	6.63	6.63	10.20	1.12,1.12,1.12,1.12,1.12,1.12,1.12,1.12,1.13,1.14,1.12,1.12,1.15,1.14,1.12,1.12,1.12,1.11,1.12,1.12,1.13,1.15,1.12,1.12,1.15,1.14	30.0	20.0	1
316	19	6.63	6.63	10.20	1.12,1.12,1.12,1.12,1.12,1.12,1.12,1.12,1.12,1.28,1.16,1.11,1.11,1.15,1.19,1.12,1.12,1.11,1.13,1.12,1.12,1.20,1.15,1.11,1.11,1.14,1.22	30.0	20.0	1

Member Design Capacity

Member ID	$\Phi_t P_n$ (kip)	$\Phi_c P_n$ (kip)	$\Phi_b M_{zn}$ (k-ft)	$\Phi_b M_{yn}$ (k-ft)	$\Phi_v V_{yn}$ (kip)	$\Phi_v V_{zn}$ (kip)
1	251.16	85.52	42.30	42.30	75.35	75.35
2	198.33	196.72	21.95	21.95	59.50	59.50
3	116.10	115.41	15.79	11.10	42.08	23.28
4	116.10	111.33	15.79	11.10	42.08	23.28
5	116.10	114.23	15.79	11.10	42.08	23.28
6	116.10	115.41	15.79	11.10	42.08	23.28
7	116.10	114.23	15.79	11.10	42.08	23.28
8	133.20	123.95	32.87	6.12	40.24	43.62
9	66.48	58.89	3.82	3.82	19.94	19.94
10	116.10	111.33	15.79	11.10	42.08	23.28
11	133.20	123.95	32.87	6.12	40.24	43.62
12	198.33	196.72	21.95	21.95	59.50	59.50
13	133.20	85.85	25.46	6.12	40.24	43.62
14	133.20	85.85	23.87	6.12	40.24	43.62
15	133.20	52.83	32.87	6.12	40.24	43.62
16	133.20	52.83	32.87	6.12	40.24	43.62
101	251.16	85.52	42.30	42.30	75.35	75.35
102	198.33	196.72	21.95	21.95	59.50	59.50
103	116.10	115.41	15.79	11.10	42.08	23.28
104	116.10	111.33	15.79	11.10	42.08	23.28
105	116.10	114.23	15.79	11.10	42.08	23.28
106	116.10	115.41	15.79	11.10	42.08	23.28
107	116.10	114.23	15.79	11.10	42.08	23.28
108	133.20	123.95	32.87	6.12	40.24	43.62
109	66.48	58.89	3.82	3.82	19.94	19.94
110	116.10	111.33	15.79	11.10	42.08	23.28
111	133.20	123.95	32.87	6.12	40.24	43.62
112	198.33	196.72	21.95	21.95	59.50	59.50
113	133.20	85.85	23.64	6.12	40.24	43.62
114	133.20	85.85	23.20	6.12	40.24	43.62
115	133.20	69.16	17.30	6.12	40.24	43.62
116	133.20	69.16	17.06	6.12	40.24	43.62
201	251.16	85.52	42.30	42.30	75.35	75.35
202	198.33	196.72	21.95	21.95	59.50	59.50
203	116.10	115.41	15.79	11.10	42.08	23.28
204	116.10	111.33	15.79	11.10	42.08	23.28
205	116.10	114.23	15.79	11.10	42.08	23.28
206	116.10	115.41	15.79	11.10	42.08	23.28
207	116.10	114.23	15.79	11.10	42.08	23.28
208	133.20	123.95	32.87	6.12	40.24	43.62
209	66.48	58.89	3.82	3.82	19.94	19.94
210	116.10	111.33	15.79	11.10	42.08	23.28
211	133.20	123.95	32.87	6.12	40.24	43.62

212	198.33	196.72	21.95	21.95	59.50	59.50
213	133.20	85.85	23.64	6.12	40.24	43.62
214	133.20	85.85	23.20	6.12	40.24	43.62
215	133.20	69.16	17.57	6.12	40.24	43.62
216	133.20	69.16	17.11	6.12	40.24	43.62
301	251.16	85.52	42.30	42.30	75.35	75.35
302	198.33	196.72	21.95	21.95	59.50	59.50
303	116.10	115.41	15.79	11.10	42.08	23.28
304	116.10	111.33	15.79	11.10	42.08	23.28
305	116.10	114.23	15.79	11.10	42.08	23.28
306	116.10	115.41	15.79	11.10	42.08	23.28
307	116.10	114.23	15.79	11.10	42.08	23.28
308	133.20	52.83	32.87	6.12	40.24	43.62
309	66.48	58.89	3.82	3.82	19.94	19.94
310	116.10	111.33	15.79	11.10	42.08	23.28
311	133.20	52.83	32.87	6.12	40.24	43.62
312	198.33	196.72	21.95	21.95	59.50	59.50
313	133.20	85.85	25.46	6.12	40.24	43.62
314	133.20	85.85	23.86	6.12	40.24	43.62
315	133.20	69.16	17.11	6.12	40.24	43.62
316	133.20	69.16	17.20	6.12	40.24	43.62

Design Ratio

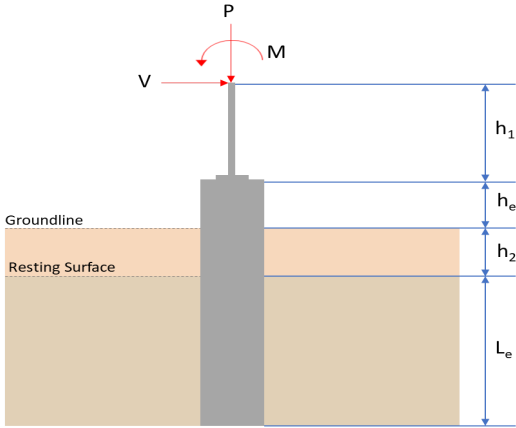
Member ID	P	M _z	M _y	V _y	V _z	(P,M _z ,M _y)	Worst LC	KL/r	δ	Status
1	0.133	0.516	0.030	0.009	0.002	0.519	#16	0.607	Not Required	Pass
2	0.001	0.420	0.029	0.089	0.005	0.450	#13	0.053	Not Required	Pass
3	0.001	0.646	0.005	0.065	0.001	0.649	#13	0.045	Not Required	Pass
4	0.001	0.605	0.022	0.061	0.005	0.620	#13	0.080	Not Required	Pass
5	0.001	0.400	0.017	0.065	0.004	0.403	#13	0.074	Not Required	Pass
6	0.001	0.707	0.017	0.072	0.004	0.719	#13	0.045	Not Required	Pass
7	0.002	0.438	0.032	0.071	0.008	0.444	#13	0.074	Not Required	Pass
8	0.001	0.086	0.032	0.045	0.003	0.097	#13	0.095	Not Required	Pass
9	0.002	0.080	0.015	0.002	0.001	0.093	#13	0.204	Not Required	Pass
10	0.002	0.656	0.027	0.066	0.006	0.660	#13	0.080	Not Required	Pass
11	0.001	0.088	0.033	0.048	0.003	0.098	#13	0.095	Not Required	Pass
12	0.000	0.478	0.031	0.098	0.006	0.509	#13	0.053	Not Required	Pass
13	0.001	0.216	0.070	0.063	0.003	0.230	#13	0.286	Not Required	Pass
14	0.001	0.205	0.069	0.058	0.003	0.219	#21	0.190	Not Required	Pass
15	0.000	0.070	0.020	0.031	0.001	0.086	#21	Not Required	Not Required	Pass
16	0.000	0.066	0.020	0.029	0.001	0.084	#21	Not Required	Not Required	Pass
101	0.154	0.555	0.004	0.010	0.000	0.557	#16	0.607	Not Required	Pass
102	0.000	0.526	0.035	0.109	0.006	0.561	#13	0.053	Not Required	Pass
103	0.002	0.787	0.010	0.079	0.002	0.794	#13	0.045	Not Required	Pass
104	0.002	0.742	0.026	0.075	0.005	0.752	#13	0.080	Not Required	Pass
105	0.002	0.488	0.027	0.079	0.007	0.492	#13	0.074	Not Required	Pass
106	0.002	0.782	0.010	0.079	0.003	0.785	#13	0.045	Not Required	Pass
107	0.002	0.485	0.024	0.078	0.006	0.489	#13	0.074	Not Required	Pass
108	0.001	0.054	0.021	0.047	0.002	0.064	#21	0.095	Not Required	Pass
109	0.002	0.082	0.010	0.001	0.000	0.093	#13	0.204	Not Required	Pass
110	0.002	0.733	0.024	0.074	0.005	0.742	#13	0.080	Not Required	Pass

110	0.002	0.755	0.024	0.074	0.003	0.742	#13	0.000	Not Required	Pass
111	0.001	0.061	0.022	0.050	0.002	0.066	#13	0.095	Not Required	Pass
112	0.001	0.519	0.035	0.108	0.006	0.554	#13	0.053	Not Required	Pass
113	0.001	0.248	0.062	0.066	0.003	0.275	#21	0.286	Not Required	Pass
114	0.002	0.246	0.063	0.062	0.003	0.273	#21	0.286	Not Required	Pass
115	0.001	0.301	0.031	0.052	0.003	0.318	#13	0.473	Not Required	Pass
116	0.001	0.281	0.032	0.049	0.003	0.306	#21	0.473	Not Required	Pass
201	0.154	0.555	0.004	0.010	0.000	0.557	#16	0.607	Not Required	Pass
202	0.001	0.519	0.035	0.108	0.006	0.554	#13	0.053	Not Required	Pass
203	0.002	0.782	0.010	0.079	0.003	0.785	#13	0.045	Not Required	Pass
204	0.002	0.733	0.024	0.074	0.005	0.742	#13	0.080	Not Required	Pass
205	0.002	0.485	0.024	0.078	0.006	0.489	#13	0.074	Not Required	Pass
206	0.002	0.787	0.010	0.079	0.002	0.794	#13	0.045	Not Required	Pass
207	0.002	0.488	0.027	0.079	0.007	0.492	#13	0.074	Not Required	Pass
208	0.001	0.065	0.027	0.049	0.003	0.068	#21	0.095	Not Required	Pass
209	0.002	0.082	0.010	0.001	0.000	0.093	#13	0.204	Not Required	Pass
210	0.002	0.742	0.026	0.075	0.005	0.752	#13	0.080	Not Required	Pass
211	0.001	0.072	0.027	0.052	0.003	0.075	#13	0.095	Not Required	Pass
212	0.000	0.526	0.035	0.109	0.006	0.561	#13	0.053	Not Required	Pass
213	0.001	0.248	0.062	0.066	0.003	0.275	#21	0.286	Not Required	Pass
214	0.002	0.246	0.063	0.062	0.003	0.273	#21	0.286	Not Required	Pass
215	0.002	0.264	0.031	0.050	0.002	0.281	#13	0.473	Not Required	Pass
216	0.002	0.240	0.031	0.047	0.002	0.266	#21	0.473	Not Required	Pass
301	0.133	0.516	0.030	0.009	0.002	0.519	#16	0.607	Not Required	Pass
302	0.000	0.478	0.031	0.098	0.006	0.509	#13	0.053	Not Required	Pass
303	0.001	0.707	0.017	0.072	0.004	0.719	#13	0.045	Not Required	Pass
304	0.002	0.656	0.027	0.066	0.006	0.660	#13	0.080	Not Required	Pass
305	0.002	0.438	0.032	0.071	0.008	0.444	#13	0.074	Not Required	Pass
306	0.001	0.646	0.005	0.065	0.001	0.649	#13	0.045	Not Required	Pass
307	0.001	0.400	0.017	0.065	0.004	0.403	#13	0.074	Not Required	Pass
308	0.000	0.066	0.020	0.029	0.001	0.084	#21	Not Required	Not Required	Pass
309	0.002	0.080	0.015	0.002	0.001	0.093	#13	0.204	Not Required	Pass
310	0.001	0.605	0.022	0.061	0.005	0.620	#13	0.080	Not Required	Pass
311	0.000	0.070	0.020	0.031	0.001	0.086	#21	Not Required	Not Required	Pass
312	0.001	0.420	0.029	0.089	0.005	0.450	#13	0.053	Not Required	Pass
313	0.001	0.216	0.070	0.063	0.003	0.230	#13	0.190	Not Required	Pass
314	0.001	0.205	0.069	0.058	0.003	0.219	#21	0.286	Not Required	Pass
315	0.001	0.308	0.033	0.048	0.003	0.324	#13	0.473	Not Required	Pass
316	0.001	0.290	0.032	0.045	0.003	0.313	#21	0.473	Not Required	Pass

Definitions

Φ_t	Safety factor for tensile
Φ_c	Safety factor for compression
Φ_b	Safety factor for flexure
Φ_v	Safety factor for shear
E	Modulus of elasticity
F_y	Specified minimum yield stress
F_u	Specified minimum tensile strength
A	Cross-sectional area
J	Torsional constant
I_{yp}	Moment of inertia about the Y axes
I_{zp}	Moment of inertia about the Z axes
I_w	Warping constant
S_{yp}	Plastic section modulus about the Y axis

S_{zp}	Plastic section modulus about the Z axis
KL	Effective length
C_b	Buckling modification factor (from all load combinations)
L_b	Length between braced points
LST	Limited slenderness for tension
LSC	Limited slenderness for compression
LD	Limited deflection
P_n	Nominal axial strength (tension/compression)
M_n	Nominal flexural strength (about Z/Y axis)
V_n	Nominal shear strength (along Z/Y axis)
P	Design ratio in case of axial force
M_z	Design ratio in case of bending about Z axis
M_y	Design ratio in case of bending about Y axis
V_y	Design ratio in case of shear along Y axis
V_z	Design ratio in case of shear along Z axis
(P, M_z, M_y)	Design ratio in case of axial force and bending action
KL/r	Design ratio in case of section slenderness
δ	Design ratio in case of member deflection
OK	Capacity is provided
NG	Capacity is not provided

REFERENCES	CALCULATIONS	RESULTS																										
	<p>SkyCiv Foundation Design Pile Foundation</p> <p>Design Information : Design code : IBC 2021 (International Building Code) Unit System : Imperial</p>																											
	<p>Pile Input</p>  <p>Geometry</p> <p>Pile shape: rectangular $b = 48$ in - Pile width $D = 48$ in - Pile depth $L = 5.5$ ft - Total pile length $h_1 = 0$ ft - Lateral load height from the top of the pile, $h_2 = 0$ ft - Depth to resisting surface $h_e = 0$ ft - Length of pile above the ground</p> <p>Tabulation of Soil Parameters</p> <table border="1" data-bbox="368 1088 1225 1189"> <thead> <tr> <th>Layer</th> <th>Label</th> <th>Allowable Bearing Pressure (q_a) (psf)</th> <th>Allowable Lateral Pressure (R) (psf/ft)</th> </tr> </thead> <tbody> <tr> <td>1</td> <td>Sand, silty sand, clayey sand, silty gravel & clayey gravel</td> <td>2000.000</td> <td>150.000</td> </tr> </tbody> </table> <p>Tabulation of Loads</p> <table border="1" data-bbox="655 1290 940 1480"> <thead> <tr> <th>Load Component</th> <th>ASD</th> <th>LRFD</th> </tr> </thead> <tbody> <tr> <td>P (kip)</td> <td>7.653</td> <td>11.395</td> </tr> <tr> <td>V_x (kip)</td> <td>-0.394</td> <td>-0.658</td> </tr> <tr> <td>V_z (kip)</td> <td>0.113</td> <td>0.171</td> </tr> <tr> <td>M_x (kipft)</td> <td>0.382</td> <td>0.582</td> </tr> <tr> <td>M_z (kipft)</td> <td>12.566</td> <td>21.807</td> </tr> </tbody> </table> <p>Material Properties</p> <p>$f'_{ck} = 2.5$ ksi - Concrete strength.</p>	Layer	Label	Allowable Bearing Pressure (q_a) (psf)	Allowable Lateral Pressure (R) (psf/ft)	1	Sand, silty sand, clayey sand, silty gravel & clayey gravel	2000.000	150.000	Load Component	ASD	LRFD	P (kip)	7.653	11.395	V_x (kip)	-0.394	-0.658	V_z (kip)	0.113	0.171	M_x (kipft)	0.382	0.582	M_z (kipft)	12.566	21.807	
Layer	Label	Allowable Bearing Pressure (q_a) (psf)	Allowable Lateral Pressure (R) (psf/ft)																									
1	Sand, silty sand, clayey sand, silty gravel & clayey gravel	2000.000	150.000																									
Load Component	ASD	LRFD																										
P (kip)	7.653	11.395																										
V_x (kip)	-0.394	-0.658																										
V_z (kip)	0.113	0.171																										
M_x (kipft)	0.382	0.582																										
M_z (kipft)	12.566	21.807																										
	<p>Required depth to resist lateral loads (ASD)</p> <p>H - Point of application of the lateral load</p> $H = h_1 + h_2 + h_e$ $H = (0 \text{ ft}) + (0 \text{ ft}) + (0 \text{ ft})$ $H = 0 \text{ ft}$ <p>Considering x-direction:</p> <p>H_o - Lateral force per length of pile,</p> $H_o = \frac{V_x}{1.57 D}$ $H_o = \frac{(-0.394 \text{ kip})}{1.57 \times (48 \text{ in})}$ $H_o = -0.062739 \text{ kip/ft}$																											

M_o - Moment per length of pile,

$$M_o = \frac{M_z + (V_x H)}{1.57 D}$$

$$M_o = \frac{(12.566 \text{ kipft}) + ((-0.394 \text{ kip}) \times (0 \text{ ft}))}{1.57 \times (48 \text{ in})}$$

$$M_o = 2.001 \text{ kipft/ft}$$

Required depth of embedment in earth:

$$L_x^3 - \left(14.14 \times \frac{H_o \times L_x}{R} \right) - \left(18.85 \times \frac{M_o}{R} \right) = 0$$

Solving the cubic equation:

$L_{e,x} = 5.1988 \text{ ft}$ - Required depth in x-direction,

Considering z-direction:

H_o - Lateral force per length of pile,

$$H_o = \frac{V_z}{1.57 b}$$

$$H_o = \frac{(0.113 \text{ kip})}{1.57 \times (48 \text{ in})}$$

$$H_o = 0.017994 \text{ kip/ft}$$

M_o - Moment per length of pile,

$$M_o = \frac{M_x + (V_z H)}{1.57 b}$$

$$M_o = \frac{(0.382 \text{ kipft}) + ((0.113 \text{ kip}) \times (0 \text{ ft}))}{1.57 \times (48 \text{ in})}$$

$$M_o = 0.060828 \text{ kipft/ft}$$

Required depth of embedment in earth:

$$L_z^3 - \left(14.14 \times \frac{H_o \times L_z}{R} \right) - \left(18.85 \times \frac{M_o}{R} \right) = 0$$

Solving the cubic equation:

$L_{e,z} = 1.906 \text{ ft}$ - Required depth in z-direction,

Minimum embedded depth required:

$L_{e,req}$ - Depth of pile required,

$$L_{e,req} = \text{MAX}[L_{e,x}, L_{e,z}]$$

$$L_{e,req} = \text{MAX}[(5.1988 \text{ ft}), (1.906 \text{ ft})]$$

$$L_{e,req} = 5.199 \text{ ft}$$

L_e - Actual embedded length of pile,

$$L_e = L - h_e - h_2$$

$$L_e = (5.5 \text{ ft}) - (0 \text{ ft}) - (0 \text{ ft})$$

$$L_e = 5.5 \text{ ft}$$

Ratio - Embedded depth

$$\text{Ratio} = \frac{L_{e,req}}{L_e}$$

$$\text{Ratio} = \frac{(5.199 \text{ ft})}{(5.5 \text{ ft})}$$

$$\text{Ratio} = 0.94527$$

Status: **PASS**
Ratio: **0.950**

End-bearing Capacity (ASD)

A - Pile cross-section area

$$A = b D$$

$$A = (48 \text{ in}) \times (48 \text{ in})$$

$$A = 16 \text{ ft}^2$$

q - End-bearing pressure

$$q = \frac{P_v}{A}$$

$$q = \frac{(7.653 \text{ kip})}{(16 \text{ ft}^2)}$$

$$q = 0.47831 \text{ kip/ft}^2$$

Check bearing capacity ratio:

Ratio - Capacity

$$\text{Ratio} = \frac{q}{q_a}$$

$$\text{Ratio} = \frac{(0.47831 \text{ kip/ft}^2)}{(2000 \text{ psf})}$$

$$\text{Ratio} = 0.23916$$

Status: **PASS**
Ratio: **0.240**

Czerniak

Lateral Soil Pressure (ASD):

L/D - Length to least lateral dimension ratio,

$$L/D = \frac{L}{D}$$

$$L/D = \frac{(5.5 \text{ ft})}{(48 \text{ in})}$$

$$L/D = 1.375$$

Since $L/D \leq 10$,

Pile is short.

Considering x-direction:

$H_o = -0.062739 \text{ kip/ft}$ - Lateral force per length of pile,

$M_o = 2.001 \text{ kipft/ft}$ - Overturning moment per length of pile,

a - Distance from resting surface to pivot point,

$$a = \frac{(4 M_o L_e) + (3 H_o L_e^2)}{(6 M_o) + (4 H_o L_e)}$$

$$a = \frac{(4 \times (2.001 \text{ kipft/ft}) \times (5.5 \text{ ft})) + (3 \times (-0.062739 \text{ kip/ft}) \times (5.5 \text{ ft})^2)}{(6 \times (2.001 \text{ kipft/ft})) + (4 \times (-0.062739 \text{ kip/ft}) \times (5.5 \text{ ft}))}$$

$$a = 3.7139 \text{ ft}$$

p - Earth pressure against the pile at distance $a/2$ from resting surface,

$$p = \frac{0.75 [(4 M_o) + (3 H_o L_e)]^2}{L_e^2 [(3 M_o) + (2 H_o L_e)]}$$

$$p = \frac{0.75 \times [(4 \times (2.001 \text{ kipft/ft})) + (3 \times (-0.062739 \text{ kip/ft}) \times (5.5 \text{ ft}))]^2}{(5.5 \text{ ft})^2 \times [(3 \times (2.001 \text{ kipft/ft})) + (2 \times (-0.062739 \text{ kip/ft}) \times (5.5 \text{ ft}))]}$$

$$p = 0.22663 \text{ kip/ft}^2$$

s - Earth pressure against the pile at distance L_e ,

$$s = \frac{6 [(2 M_o) + (H_o L_e)]}{L_e^2}$$

$$s = \frac{6 \times [(2 \times (2.001 \text{ kipft/ft})) + ((-0.062739 \text{ kip/ft}) \times (5.5 \text{ ft}))]}{(5.5 \text{ ft})^2}$$

$$s = 0.72533 \text{ kip/ft}^2$$

Check lateral soil pressure capacity:

p_a - Allowable lateral soil pressure at depth $a/2$,

$$p_a = R \frac{a}{2}$$

$$p_a = (150 \text{ psf/ft}) \times \frac{(3.7139 \text{ ft})}{2}$$

$$p_a = 0.27854 \text{ kip/ft}^2$$

Ratio - Lateral soil capacity

$$Ratio = \frac{p}{p_a}$$

$$Ratio = \frac{(0.22663 \text{ kip/ft}^2)}{(0.27854 \text{ kip/ft}^2)}$$

$$Ratio = 0.81361$$

p_s - Allowable lateral soil pressure at depth L_e ,

$$p_s = R L_e$$

$$p_s = (150 \text{ psf/ft}) \times (5.5 \text{ ft})$$

$$p_s = 0.825 \text{ kip/ft}^2$$

Ratio - Lateral soil capacity

$$Ratio = \frac{s}{p_s}$$

$$Ratio = \frac{(0.72533 \text{ kip/ft}^2)}{(0.825 \text{ kip/ft}^2)}$$

$$Ratio = 0.87918$$

Status: **PASS**
Ratio: **0.810**

Status: **PASS**
Ratio: **0.880**

Considering z-direction:

$H_o = 0.017994 \text{ kip/ft}$ - Lateral force per length of pile,

$M_o = 0.060828 \text{ kipft/ft}$ - Overturning moment per length of pile,

a - Distance from resting surface to pivot point,

$$a = \frac{(4 M_o L_e) + (3 H_o L_e^2)}{(6 M_o) + (4 H_o L_e)}$$

$$a = \frac{(4 \times (0.060828 \text{ kipft/ft}) \times (5.5 \text{ ft})) + (3 \times (0.017994 \text{ kip/ft}) \times (5.5 \text{ ft})^2)}{(6 \times (0.060828 \text{ kipft/ft})) + (4 \times (0.017994 \text{ kip/ft}) \times (5.5 \text{ ft}))}$$

$$a = 3.9051 \text{ ft}$$

p - Earth pressure against the pile at distance $a/2$ from resting surface,

$$p = \frac{0.75 [(4 M_o) + (3 H_o L_e)]^2}{L_e^2 [(3 M_o) + (2 H_o L_e)]}$$

$$p = \frac{0.75 [(4 \times (0.060828 \text{ kipft/ft})) + (3 \times (0.017994 \text{ kip/ft}) \times (5.5 \text{ ft}))]^2}{(5.5 \text{ ft})^2 [(3 \times (0.060828 \text{ kipft/ft})) + (2 \times (0.017994 \text{ kip/ft}) \times (5.5 \text{ ft}))]}$$

$$p = 0.01902 \text{ kip/ft}^2$$

s - Earth pressure against the pile at distance L_e ,

$$s = \frac{6 [(2 M_o) + (H_o L_e)]}{L_e^2}$$

$$s = \frac{6 [(2 \times (0.060828 \text{ kipft/ft})) + ((0.017994 \text{ kip/ft}) \times (5.5 \text{ ft}))]}{(5.5 \text{ ft})^2}$$

$$s = 0.04376 \text{ kip/ft}^2$$

Check lateral soil pressure capacity:

p_a - Allowable lateral soil pressure at depth $a/2$,

$$p_a = R \frac{a}{2}$$

$$p_a = (150 \text{ psf/ft}) \times \frac{(3.9051 \text{ ft})}{2}$$

$$p_a = 0.29289 \text{ kip/ft}^2$$

Ratio - Lateral soil capacity

$$Ratio = \frac{p}{p_a}$$

$$Ratio = \frac{(0.01902 \text{ kip/ft}^2)}{(0.29289 \text{ kip/ft}^2)}$$

$$Ratio = 0.064938$$

p_s - Allowable lateral soil pressure at depth L_e ,

$$p_s = R L_e$$

$$p_s = (150 \text{ psf/ft}) \times (5.5 \text{ ft})$$

$$p_s = 0.825 \text{ kip/ft}^2$$

Ratio - Lateral soil capacity

$$Ratio = \frac{s}{p_s}$$

$$Ratio = \frac{(0.04376 \text{ kip/ft}^2)}{(0.825 \text{ kip/ft}^2)}$$

$$Ratio = 0.053042$$

Status: **PASS**
Ratio: **0.060**

Status: **PASS**
Ratio: **0.050**



Shear force and Bending moment (x-direction, LRFD)

H_o - Lateral force per length of pile,

$$H_o = \frac{V_x}{1.57 D}$$

$$H_o = \frac{(-0.658 \text{ kip})}{1.57 \times (48 \text{ in})}$$

$$H_o = -0.10478 \text{ kip/ft}$$

M_o - Moment per length of pile,

$$M_o = \frac{M_z + (V_x H)}{1.57 D}$$

$$M_o = \frac{(21.807 \text{ kipft}) + ((-0.658 \text{ kip}) \times (0 \text{ ft}))}{1.57 \times (48 \text{ in})}$$

$$M_o = 3.4725 \text{ kipft/ft}$$

E - Distance from lateral load to resisting surface,

$$E = \frac{M_o}{H_o}$$

$$E = \frac{(3.4725 \text{ kipft/ft})}{(-0.10478 \text{ kip/ft})}$$

$$E = 33.141 \text{ ft}$$

a - Distance from resting surface to pivot point,

$$a = \frac{(4 M_o L_e) + (3 H_o L_e^2)}{(6 M_o) + (4 H_o L_e)}$$

$$a = \frac{(4 \times (3.4725 \text{ kipft/ft}) \times (5.5 \text{ ft})) + (3 \times (-0.10478 \text{ kip/ft}) \times (5.5 \text{ ft})^2)}{(6 \times (3.4725 \text{ kipft/ft})) + (4 \times (-0.10478 \text{ kip/ft}) \times (5.5 \text{ ft}))}$$

$$a = \frac{(-0.10478 \text{ kip/ft}) \times (5.5 \text{ ft})}{(6 \times (3.4725 \text{ kipft/ft})) + (4 \times (-0.10478 \text{ kip/ft}) \times (5.5 \text{ ft}))}$$

$$a = 3.7123 \text{ ft}$$

V_{max} - Max shear force located at depth a,

$$V_{max} = (H_o D) \left[1 - \left[3 \left(\frac{4E}{L_e} + 3 \right) \left(\frac{a}{L_e} \right)^2 \right] + \left[4 \left(\frac{3E}{L_e} + 2 \right) \left(\frac{a}{L_e} \right)^3 \right] \right]$$

$$V_{max} = ((-0.10478 \text{ kip/ft}) \times (48 \text{ in})) \times \left[1 - \left[3 \times \left(\frac{4 \times (33.141 \text{ ft})}{(5.5 \text{ ft})} + 3 \right) \times \left(\frac{(3.7123 \text{ ft})}{(5.5 \text{ ft})} \right)^2 \right] + \left[4 \times \left(\frac{3 \times (33.141 \text{ ft})}{(5.5 \text{ ft})} + 2 \right) \times \left(\frac{(3.7123 \text{ ft})}{(5.5 \text{ ft})} \right)^3 \right] \right]$$

$$V_{max} = 4.7558 \text{ kip}$$

M_{max} - Max bending moment located at depth a/2,

$$M_{max} = (H_o D L_e) \left[\left(\frac{E}{L_e} + \frac{a}{2 L_e} \right) - \left[\left(\frac{4E}{L_e} + 3 \right) \left(\frac{a}{2 L_e} \right)^3 \right] + \left[\left(\frac{3E}{L_e} + 2 \right) \left(\frac{a}{2 L_e} \right)^4 \right] \right]$$

$$M_{max} = ((-0.10478 \text{ kip/ft}) \times (48 \text{ in}) \times (5.5 \text{ ft})) \times \left[\left(\frac{(33.141 \text{ ft})}{(5.5 \text{ ft})} + \frac{(3.7123 \text{ ft})}{2 \times (5.5 \text{ ft})} \right) - \left[\left(\frac{4 \times (33.141 \text{ ft})}{(5.5 \text{ ft})} + 3 \right) \times \left(\frac{(3.7123 \text{ ft})}{(2 \times (5.5 \text{ ft}))} \right)^3 \right] + \left[\left(\frac{3 \times (33.141 \text{ ft})}{(5.5 \text{ ft})} + 2 \right) \times \left(\frac{(3.7123 \text{ ft})}{(2 \times (5.5 \text{ ft}))} \right)^4 \right] \right]$$

$$M_{max} = 12.867 \text{ kipft}$$

Shear force and Bending moment (z-direction, LRFD)

H_o - Lateral force per length of pile,

$$H_o = \frac{V_z}{1.57 b}$$

$$H_o = \frac{(0.171 \text{ kip})}{1.57 \times (48 \text{ in})}$$

$$H_o = 0.027229 \text{ kip/ft}$$

M_o - Moment per length of pile,

$$M_o = \frac{M_x + (V_z H)}{1.57 b}$$

$$M_o = \frac{(0.582 \text{ kipft}) + ((0.171 \text{ kip}) \times (0 \text{ ft}))}{1.57 \times (48 \text{ in})}$$

$$M_o = 0.092675 \text{ kipft/ft}$$

E - Distance from lateral load to resisting surface,

$$E = \frac{M_o}{H_o}$$

$$E = \frac{(0.092675 \text{ kipft/ft})}{(0.027229 \text{ kip/ft})}$$

$$E = 3.4035 \text{ ft}$$

a - Distance from resting surface to pivot point,

$$a = \frac{(4 M_o L_e) + (3 H_o L_e^2)}{(6 M_o) + (4 H_o L_e)}$$

$$a = \frac{(4 \times (0.092675 \text{ kipft/ft}) \times (5.5 \text{ ft})) + (3 \times (0.027229 \text{ kip/ft}) \times (5.5 \text{ ft})^2)}{(6 \times (0.092675 \text{ kipft/ft})) + (4 \times (0.027229 \text{ kip/ft}) \times (5.5 \text{ ft}))}$$

$$a = 3.9044 \text{ ft}$$

V_{max} - Max shear force located at depth a,

$$V_{max} = (H_o b) \left[1 - \left[3 \left(\frac{4E}{L_e} + 3 \right) \left(\frac{a}{L_e} \right)^2 \right] + \left[4 \left(\frac{3E}{L_e} + 2 \right) \left(\frac{a}{L_e} \right)^3 \right] \right]$$

$$V_{max} = ((0.027229 \text{ kip/ft}) \times (48 \text{ in})) \times \left[1 - \left[3 \times \left(\frac{4 \times (3.4035 \text{ ft})}{(5.5 \text{ ft})} + 3 \right) \times \left(\frac{(3.9044 \text{ ft})}{(5.5 \text{ ft})} \right)^2 \right] \right. \\ \left. + \left[4 \times \left(\frac{3 \times (3.4035 \text{ ft})}{(5.5 \text{ ft})} + 2 \right) \times \left(\frac{(3.9044 \text{ ft})}{(5.5 \text{ ft})} \right)^3 \right] \right]$$

$$V_{max} = 0.19161 \text{ kip}$$

M_{max} - Max bending moment located at depth $a/2$,

$$M_{max} = (H_o \ b \ L_e) \left[\left(\frac{E}{L_e} + \frac{a}{2 L_e} \right) \right. \\ \left. - \left[\left(\frac{4E}{L_e} + 3 \right) \left(\frac{a}{2 L_e} \right)^3 \right] + \left[\left(\frac{3E}{L_e} + 2 \right) \left(\frac{a}{2 L_e} \right)^4 \right] \right]$$

$$M_{max} = ((0.027229 \text{ kip/ft}) \times (48 \text{ in}) \times (5.5 \text{ ft})) \times \left[\left(\frac{(3.4035 \text{ ft})}{(5.5 \text{ ft})} + \frac{(3.9044 \text{ ft})}{2 \times (5.5 \text{ ft})} \right) \right. \\ \left. - \left[\left(\frac{4 \times (3.4035 \text{ ft})}{(5.5 \text{ ft})} + 3 \right) \times \left(\frac{(3.9044 \text{ ft})}{2 \times (5.5 \text{ ft})} \right)^3 \right] + \left[\left(\frac{3 \times (3.4035 \text{ ft})}{(5.5 \text{ ft})} + 2 \right) \times \left(\frac{(3.9044 \text{ ft})}{2 \times (5.5 \text{ ft})} \right)^4 \right] \right]$$

$$M_{max} = 0.47333 \text{ kipft}$$

Minimum Reinforcement Check (LRFD)

Parameters:

$f'_{ck} = 2.5 \text{ ksi}$ - Concrete strength,

$f_{yk} = 60 \text{ ksi}$ - Longitudinal reinforcement strength,

$\phi = 0.65$ - Reduction factor for axial strength,

$\alpha = 0.8$ - Alpha factor for axial strength,

$A_g = 2304 \text{ in}^2$ - Gross area of concrete,

Longitudinal reinforcement:

Required reinforcement due to axial load, $A_{st,required}$

$A_{st,required}$

$$A_{st,required} = \text{Min} \left[\frac{\frac{P}{\phi \alpha} - (0.85 f'_{ck} A_g)}{f_{yk} - (0.85 f'_{ck})}, (0.08 A_g) \right]$$

$$A_{st,required} = \text{Min} \left[\frac{\frac{(11.395 \text{ kip})}{(0.65) \times (0.8)} - (0.85 \times (2.5 \text{ ksi}) \times (2304 \text{ in}^2))}{(60 \text{ ksi}) - (0.85 \times (2.5 \text{ ksi}))}, (0.08 \times (2304 \text{ in}^2)) \right]$$

$$A_{st,required} = -84.217 \text{ in}^2$$

A_{min} - Governing minimum reinforcement area,

$$A_{min} = \text{Max} [A_{st,required}, (0.0018 A_g)]$$

$$A_{min} = \text{Max} [(-84.217 \text{ in}^2), (0.0018 \times (2304 \text{ in}^2))]$$

$$A_{min} = 4.1472 \text{ in}^2$$

n_{rebar} - Required number of reinforcement,

$$n_{rebar} = \frac{A_{min}}{A_{rebar}}$$

$$n_{rebar} = \frac{(4.1472 \text{ in}^2)}{(0.3068 \text{ in}^2)}$$

$$n_{rebar} = 14$$

A_{st} - Actual total reinforcement area,

$$A_{st} = n_{rebar} \frac{\pi d_{bar}^2}{4}$$

$$A_{st} = (14) \times \frac{\pi \times (0.625 \text{ in})^2}{4}$$

$$A_{st} = 4.2951 \text{ in}^2$$

Ratio - Capacity

$$\text{Ratio} = \frac{A_{min}}{A_{st}}$$

$$\text{Ratio} = \frac{(4.1472 \text{ in}^2)}{(4.2951 \text{ in}^2)}$$

Table 22.4.2.1

22.4.2.2, 10.6.1.1

<p>25.2.3</p> <p>25.7.2.2</p> <p>25.7.2.1</p>	<p style="text-align: center;">$Ratio = 0.96556$</p> <p>$s_{rebar} = \text{Min spacing of reinforcement,}$</p> $s_{rebar} = \text{Max}[1.5, (1.5 d_{bar})]$ $s_{rebar} = \text{Max}[1.5, (1.5 \times (0.625 \text{ in}))]$ $s_{rebar} = 1.5 \text{ in}$ <p>Ties:</p> <p>Since longitudinal reinforcement is \leq No. 10ø: Use #3(0.375 in)</p> <p>s_{ties} - Maximum spacing of ties,</p> $s_{ties} = \text{Min}[(16 d_{bar}), (48 d_{ties}), \text{Min}(D, b)]$ $s_{ties} = \text{Min}[(16 \times (0.625 \text{ in})), (48 \times (0.375 \text{ in})), \text{Min}((48 \text{ in}), (48 \text{ in}))]$ $s_{ties} = 10 \text{ in}$ <p>Summary:</p> <p style="text-align: center;">Main reinforcement: 14 - #5 (0.625 in) Ties: #3(0.375 in) - 10 in</p>	<p>Status: PASS Ratio: 0.970</p>
<p>22.4.2.2</p>	<p>Axial Compression Strength (ACI 318-19, LRFD)</p> <p>ϕP_N - Allowable axial compressive strength</p> $\phi P_N = \phi 0.80 [(0.85 f'_{ck} [A_g - A_{st}]) + (f_y k A_{st})]$ $\phi P_N = (0.65) \times 0.80 \times [(0.85 \times (2.5 \text{ ksi}) \times [(2304 \text{ in}^2) - (4.2951 \text{ in}^2)]) + ((60 \text{ ksi}) \times (4.2951 \text{ in}^2))]$ $\phi P_N = 2675.2 \text{ kip}$ <p><i>Ratio</i> - Capacity</p> $Ratio = \frac{P}{\phi P_N}$ $Ratio = \frac{(11.395 \text{ kip})}{(2675.2 \text{ kip})}$ $Ratio = 0.0042595$	<p>Status: PASS Ratio: 0.000</p>
<p>22.5.2.2</p> <p>22.5.5.1.3</p> <p>22.5.5.1.1</p>	<p>Shear Strength (ACI 318-19, LRFD)</p> <p>Parameters:</p> <p>$b_w = 48 \text{ in}$ - Effective width, d - Effective depth</p> $d = 0.80 D$ $d = 0.80 \times (48 \text{ in})$ $d = 38.4 \text{ in}$ <p>λ_s - size effect modification factor</p> $\lambda_s = \text{MIN} \left[\sqrt{\frac{2}{1 + \frac{d}{10}}}, 1 \right]$ $\lambda_s = \text{MIN} \left[\sqrt{\frac{2}{1 + \frac{(38.4 \text{ in})}{10}}}, 1 \right]$ $\lambda_s = 0.64282$ <p>The following variables were converted to be consistent with empirical formula $f'_{ck} = 2.5 \text{ ksi} \rightarrow 2500 \text{ psi}$,</p> <p>$V_{c,max}$ - Max shear strength of concrete</p> $V_{c,max} = 5 \lambda_s \sqrt{f'_{ck}} b_w d$ $V_{c,max} = 5 \times (0.64282) \times \sqrt{(2500 \text{ psi})} \times (48 \text{ in}) \times (38.4 \text{ in})$	

$$V_{c,max} = 296.21 \text{ kip}$$

22.5.5.1.1(a) The following variables were converted to be consistent with empirical formula $f'_{ck} = 2.5 \text{ ksi} \rightarrow 2500 \text{ psi}$, $P = 11.395 \text{ kip} \rightarrow 11395 \text{ lbf}$,
 $V_{c,a}$ - Shear strength of concrete (a)

$$V_{c,a} = \left[2 \lambda_s \sqrt{f'_{ck} + \frac{P}{6 A_g}} \right] b_w d$$

$$V_{c,a} = \left[2 \times (0.64282) \times \sqrt{(2500 \text{ psi}) + \frac{(11395 \text{ lbf})}{6 \times (2304 \text{ in}^2)}} \right] \times (48 \text{ in}) \times (38.4 \text{ in})$$

$$V_{c,a} = 120 \text{ kip}$$

22.5.5.1.2 The following variables were converted to be consistent with empirical formula $f'_{ck} = 2.5 \text{ ksi} \rightarrow 2500 \text{ psi}$,
 $V_{c,b}$ - Shear strength of concrete (b)

$$V_{c,b} = \left[2 \lambda_s \sqrt{f'_{ck} + (0.05 f'_{ck})} \right] b_w d$$

$$V_{c,b} = \left[2 \times (0.64282) \times \sqrt{(2500 \text{ psi}) + (0.05 \times (2500 \text{ psi}))} \right] \times (48 \text{ in}) \times (38.4 \text{ in})$$

$$V_{c,b} = 348.89 \text{ kip}$$

V_c - Governing shear strength of concrete

$$V_c = \text{Min} [V_{c,max}, V_{c,a}, V_{c,b}]$$

$$V_c = \text{Min} [(296.21 \text{ kip}), (120 \text{ kip}), (348.89 \text{ kip})]$$

$$V_c = 120 \text{ kip}$$

22.5.5.1.2 The following variables were converted to be consistent with empirical formula $f'_{ck} = 2.5 \text{ ksi} \rightarrow 2500 \text{ psi}$,
 $V_{s,a}$ - Shear strength of steel (a)

$$V_{s,a} = 8 \sqrt{f'_{ck}} b_w d$$

$$V_{s,a} = 8 \times \sqrt{(2500 \text{ psi})} \times (48 \text{ in}) \times (38.4 \text{ in})$$

$$V_{s,a} = 737.28 \text{ kip}$$

A_v - Ties rebar area,

$$A_v = \frac{\pi d_{ties}^2}{4}$$

$$A_v = \frac{\pi \times (0.375 \text{ in})^2}{4}$$

$$A_v = 0.11045 \text{ in}^2$$

22.5.8.5.3 $V_{s,b}$ - Shear strength of steel (b)

$$V_{s,b} = \frac{2 A_v f_{yw} d}{s_{ties}}$$

$$V_{s,b} = \frac{2 \times (0.11045 \text{ in}^2) \times (60 \text{ ksi}) \times (38.4 \text{ in})}{(10 \text{ in})}$$

$$V_{s,b} = 50.894 \text{ kip}$$

V_s - Governing shear strength of steel

$$V_s = \text{MIN} [V_{s,a}, V_{s,b}]$$

$$V_s = \text{MIN} [(737.28 \text{ kip}), (50.894 \text{ kip})]$$

$$V_s = 50.894 \text{ kip}$$

22.5.1.1 ϕV_n - Allowable shear strength

$$\phi V_n = \phi (V_c + V_s)$$

$$\phi V_n = (0.65) \times ((120 \text{ kip}) + (50.894 \text{ kip}))$$

$$\phi V_n = 111.08 \text{ kip}$$

Considering x-direction:

$V_{max} = 4.7558 \text{ kip}$ - Maximum shear force in the x-direction,

$Ratio$ - Capacity

$$Ratio = \frac{V_{max}}{\phi V_n}$$

$$Ratio = \frac{(4.7558 \text{ kip})}{(111.08 \text{ kip})}$$

$$Ratio = 0.042813$$

Considering z-direction:

$V_{max} = 0.19161 \text{ kip}$ - Maximum shear force in the z-direction,

$Ratio$ - Capacity

$$Ratio = \frac{V_{max}}{\phi V_n}$$

$$Ratio = \frac{(0.19161 \text{ kip})}{(111.08 \text{ kip})}$$

$$Ratio = 0.0017249$$

Status: **PASS**
Ratio: **0.040**

Status: **PASS**
Ratio: **0.000**

Flexural Strength (ACI 318-19, LRFD)

S_m - Section modulus

$$S_m = \frac{b D^2}{6}$$

$$S_m = \frac{(48 \text{ in}) \times (48 \text{ in})^2}{6}$$

$$S_m = 18432 \text{ in}^3$$

$\lambda = 1$ - Concrete modification factor (Normal concrete),

Allowable flexural strength:

M_n shall be the lesser of:

$\phi M_{n,1}$

$$\phi M_{n,1} = \phi \times 5 \times \lambda \times \sqrt{f'_c} \times S_m$$

$$\phi M_{n,1} = 0.65 \times 5 \times 1 \times \sqrt{(2.5 \text{ ksi})} \times 18432.001 \text{ in}^3$$

$$\phi M_{n,1} = 249.600 \text{ kipft}$$

14.5.2.1b

$\phi M_{n,2}$

$$\phi M_{n,2} = \phi \times 0.85 \times f'_c \times S_m$$

$$\phi M_{n,2} = (0.65) \times 0.85 \times (2.5 \text{ ksi}) \times (18432 \text{ in}^3)$$

$$\phi M_{n,2} = 2121.6 \text{ kipft}$$

Therefore,

ϕM_n - Allowable flexural strength,

$$\phi M_n = \text{MIN}[\phi M_{n,1}, \phi M_{n,2}]$$

$$\phi M_n = \text{MIN}[(249.6 \text{ kipft}), (2121.6 \text{ kipft})]$$

$$\phi M_n = 249.6 \text{ kipft}$$

Considering x-direction:

$M_{max} = 12.867 \text{ kipft}$ - Maximum moment in the x-direction,

$Ratio$ - Capacity

$$Ratio = \frac{M_{max}}{\phi M_n}$$

$$Ratio = \frac{(12.867 \text{ kipft})}{(249.6 \text{ kipft})}$$

$$Ratio = 0.051549$$

Status: **PASS**
Ratio: **0.050**

Considering z-direction:

$M_{max} = 0.47333 \text{ kipft}$ - Maximum moment in the z-direction,

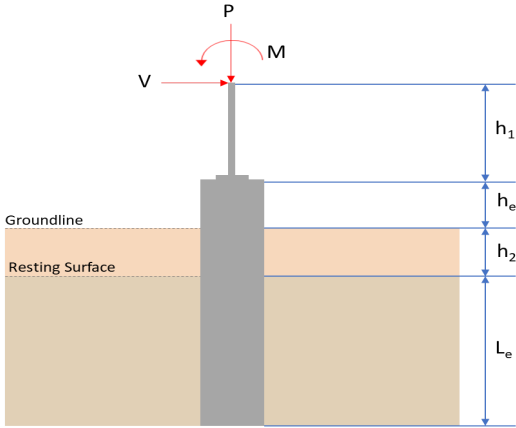
$Ratio$ - Capacity

$$Ratio = \frac{M_{max}}{\phi M_n}$$

$$\text{Ratio} = \frac{(0.47333 \text{ kipft})}{(249.6 \text{ kipft})}$$

$$\text{Ratio} = 0.0018963$$

Status: **PASS**
Ratio: **0.000**

REFERENCES	CALCULATIONS	RESULTS																										
	<p>SkyCiv Foundation Design Pile Foundation</p> <p>Design Information : Design code : IBC 2021 (International Building Code) Unit System : Imperial</p>																											
	<p>Pile Input</p>  <p>Geometry</p> <p>Pile shape: rectangular $b = 48$ in - Pile width $D = 48$ in - Pile depth $L = 5.5$ ft - Total pile length $h_1 = 0$ ft - Lateral load height from the top of the pile, $h_2 = 0$ ft - Depth to resisting surface $h_e = 0$ ft - Length of pile above the ground</p> <p>Tabulation of Soil Parameters</p> <table border="1" data-bbox="368 1088 1225 1189"> <thead> <tr> <th>Layer</th> <th>Label</th> <th>Allowable Bearing Pressure (q_a) (psf)</th> <th>Allowable Lateral Pressure (R) (psf/ft)</th> </tr> </thead> <tbody> <tr> <td>1</td> <td>Sand, silty sand, clayey sand, silty gravel & clayey gravel</td> <td>2000.000</td> <td>150.000</td> </tr> </tbody> </table> <p>Tabulation of Loads</p> <table border="1" data-bbox="655 1290 940 1480"> <thead> <tr> <th>Load Component</th> <th>ASD</th> <th>LRFD</th> </tr> </thead> <tbody> <tr> <td>P (kip)</td> <td>8.856</td> <td>13.206</td> </tr> <tr> <td>V_x (kip)</td> <td>-0.441</td> <td>-0.735</td> </tr> <tr> <td>V_z (kip)</td> <td>-0.014</td> <td>-0.021</td> </tr> <tr> <td>M_x (kipft)</td> <td>-0.049</td> <td>-0.072</td> </tr> <tr> <td>M_z (kipft)</td> <td>13.522</td> <td>23.490</td> </tr> </tbody> </table> <p>Material Properties</p> <p>$f'_{ck} = 2.5$ ksi - Concrete strength.</p>	Layer	Label	Allowable Bearing Pressure (q_a) (psf)	Allowable Lateral Pressure (R) (psf/ft)	1	Sand, silty sand, clayey sand, silty gravel & clayey gravel	2000.000	150.000	Load Component	ASD	LRFD	P (kip)	8.856	13.206	V_x (kip)	-0.441	-0.735	V_z (kip)	-0.014	-0.021	M_x (kipft)	-0.049	-0.072	M_z (kipft)	13.522	23.490	
Layer	Label	Allowable Bearing Pressure (q_a) (psf)	Allowable Lateral Pressure (R) (psf/ft)																									
1	Sand, silty sand, clayey sand, silty gravel & clayey gravel	2000.000	150.000																									
Load Component	ASD	LRFD																										
P (kip)	8.856	13.206																										
V_x (kip)	-0.441	-0.735																										
V_z (kip)	-0.014	-0.021																										
M_x (kipft)	-0.049	-0.072																										
M_z (kipft)	13.522	23.490																										
	<p>Required depth to resist lateral loads (ASD)</p> <p>H - Point of application of the lateral load</p> $H = h_1 + h_2 + h_e$ $H = (0 \text{ ft}) + (0 \text{ ft}) + (0 \text{ ft})$ $H = 0 \text{ ft}$ <p>Considering x-direction:</p> <p>H_o - Lateral force per length of pile,</p> $H_o = \frac{V_x}{1.57 D}$ $H_o = \frac{(-0.441 \text{ kip})}{1.57 \times (48 \text{ in})}$ $H_o = -0.070223 \text{ kip/ft}$																											

M_o - Moment per length of pile,

$$M_o = \frac{M_z + (V_x H)}{1.57 D}$$

$$M_o = \frac{(13.522 \text{ kipft}) + ((-0.441 \text{ kip}) \times (0 \text{ ft}))}{1.57 \times (48 \text{ in})}$$

$$M_o = 2.1532 \text{ kipft/ft}$$

Required depth of embedment in earth:

$$L_x^3 - \left(14.14 \times \frac{H_o \times L_x}{R} \right) - \left(18.85 \times \frac{M_o}{R} \right) = 0$$

Solving the cubic equation:

$L_{e,x} = 5.3118 \text{ ft}$ - Required depth in x-direction,

Considering z-direction:

H_o - Lateral force per length of pile,

$$H_o = \frac{V_z}{1.57 b}$$

$$H_o = \frac{(-0.014 \text{ kip})}{1.57 \times (48 \text{ in})}$$

$$H_o = -0.0022293 \text{ kip/ft}$$

M_o - Moment per length of pile,

$$M_o = \frac{M_x + (V_z H)}{1.57 b}$$

$$M_o = \frac{(0.049 \text{ kipft}) + ((-0.014 \text{ kip}) \times (0 \text{ ft}))}{1.57 \times (48 \text{ in})}$$

$$M_o = 0.0078025 \text{ kipft/ft}$$

Required depth of embedment in earth:

$$L_z^3 - \left(14.14 \times \frac{H_o \times L_z}{R} \right) - \left(18.85 \times \frac{M_o}{R} \right) = 0$$

Solving the cubic equation:

$L_{e,z} = 0.80241 \text{ ft}$ - Required depth in z-direction,

Minimum embedded depth required:

$L_{e,req}$ - Depth of pile required,

$$L_{e,req} = \text{MAX}[L_{e,x}, L_{e,z}]$$

$$L_{e,req} = \text{MAX}[(5.3118 \text{ ft}), (0.80241 \text{ ft})]$$

$$L_{e,req} = 5.312 \text{ ft}$$

L_e - Actual embedded length of pile,

$$L_e = L - h_e - h_2$$

$$L_e = (5.5 \text{ ft}) - (0 \text{ ft}) - (0 \text{ ft})$$

$$L_e = 5.5 \text{ ft}$$

Ratio - Embedded depth

$$\text{Ratio} = \frac{L_{e,req}}{L_e}$$

$$\text{Ratio} = \frac{(5.312 \text{ ft})}{(5.5 \text{ ft})}$$

$$\text{Ratio} = 0.96582$$

Status: **PASS**
Ratio: **0.970**

End-bearing Capacity (ASD)

A - Pile cross-section area

$$A = b D$$

$$A = (48 \text{ in}) \times (48 \text{ in})$$

$$A = 16 \text{ ft}^2$$

q - End-bearing pressure

$$q = \frac{P_v}{A}$$

$$q = \frac{(8.856 \text{ kip})}{(16 \text{ ft}^2)}$$

$$q = 0.5535 \text{ kip/ft}^2$$

Check bearing capacity ratio:

Ratio - Capacity

$$\text{Ratio} = \frac{q}{q_a}$$

$$\text{Ratio} = \frac{(0.5535 \text{ kip/ft}^2)}{(2000 \text{ psf})}$$

$$\text{Ratio} = 0.27675$$

Status: **PASS**
Ratio: **0.280**

Czerniak

Lateral Soil Pressure (ASD):

L/D - Length to least lateral dimension ratio,

$$L/D = \frac{L}{D}$$

$$L/D = \frac{(5.5 \text{ ft})}{(48 \text{ in})}$$

$$L/D = 1.375$$

Since $L/D \leq 10$,

Pile is short.

Considering x-direction:

$H_o = -0.070223 \text{ kip/ft}$ - Lateral force per length of pile,

$M_o = 2.1532 \text{ kipft/ft}$ - Overturning moment per length of pile,

a - Distance from resting surface to pivot point,

$$a = \frac{(4 M_o L_e) + (3 H_o L_e^2)}{(6 M_o) + (4 H_o L_e)}$$

$$a = \frac{(4 \times (2.1532 \text{ kipft/ft}) \times (5.5 \text{ ft})) + (3 \times (-0.070223 \text{ kip/ft}) \times (5.5 \text{ ft})^2)}{(6 \times (2.1532 \text{ kipft/ft})) + (4 \times (-0.070223 \text{ kip/ft}) \times (5.5 \text{ ft}))}$$

$$a = 3.7156 \text{ ft}$$

p - Earth pressure against the pile at distance $a/2$ from resting surface,

$$p = \frac{0.75 [(4 M_o) + (3 H_o L_e)]^2}{L_e^2 [(3 M_o) + (2 H_o L_e)]}$$

$$p = \frac{0.75 \times [(4 \times (2.1532 \text{ kipft/ft})) + (3 \times (-0.070223 \text{ kip/ft}) \times (5.5 \text{ ft}))]^2}{(5.5 \text{ ft})^2 \times [(3 \times (2.1532 \text{ kipft/ft})) + (2 \times (-0.070223 \text{ kip/ft}) \times (5.5 \text{ ft}))]}$$

$$p = 0.24223 \text{ kip/ft}^2$$

s - Earth pressure against the pile at distance L_e ,

$$s = \frac{6 [(2 M_o) + (H_o L_e)]}{L_e^2}$$

$$s = \frac{6 \times [(2 \times (2.1532 \text{ kipft/ft})) + ((-0.070223 \text{ kip/ft}) \times (5.5 \text{ ft}))]}{(5.5 \text{ ft})^2}$$

$$s = 0.77755 \text{ kip/ft}^2$$

Check lateral soil pressure capacity:

p_a - Allowable lateral soil pressure at depth $a/2$,

$$p_a = R \frac{a}{2}$$

$$p_a = (150 \text{ psf/ft}) \times \frac{(3.7156 \text{ ft})}{2}$$

$$p_a = 0.27867 \text{ kip/ft}^2$$

Ratio - Lateral soil capacity

$$Ratio = \frac{p}{p_a}$$

$$Ratio = \frac{(0.24223 \text{ kip/ft}^2)}{(0.27867 \text{ kip/ft}^2)}$$

$$Ratio = 0.86924$$

p_s - Allowable lateral soil pressure at depth L_e ,

$$p_s = R L_e$$

$$p_s = (150 \text{ psf/ft}) \times (5.5 \text{ ft})$$

$$p_s = 0.825 \text{ kip/ft}^2$$

Ratio - Lateral soil capacity

$$Ratio = \frac{s}{p_s}$$

$$Ratio = \frac{(0.77755 \text{ kip/ft}^2)}{(0.825 \text{ kip/ft}^2)}$$

$$Ratio = 0.94248$$

Status: **PASS**
Ratio: **0.870**

Status: **PASS**
Ratio: **0.940**

Considering z-direction:

$H_o = -0.0022293 \text{ kip/ft}$ - Lateral force per length of pile,

$M_o = 0.0078025 \text{ kipft/ft}$ - Overturning moment per length of pile,

a - Distance from resting surface to pivot point,

$$a = \frac{(4 M_o L_e) + (3 H_o L_e^2)}{(6 M_o) + (4 H_o L_e)}$$

$$a = \frac{(4 \times (0.0078025 \text{ kipft/ft}) \times (5.5 \text{ ft})) + (3 \times (-0.0022293 \text{ kip/ft}) \times (5.5 \text{ ft})^2)}{(6 \times (0.0078025 \text{ kipft/ft})) + (4 \times (-0.0022293 \text{ kip/ft}) \times (5.5 \text{ ft}))}$$

$$a = 3.9012 \text{ ft}$$

p - Earth pressure against the pile at distance $a/2$ from resting surface,

$$p = \frac{0.75 [(4 M_o) + (3 H_o L_e)]^2}{L_e^2 [(3 M_o) + (2 H_o L_e)]}$$

$$p = \frac{0.75 [(4 \times (0.0078025 \text{ kipft/ft})) + (3 \times (-0.0022293 \text{ kip/ft}) \times (5.5 \text{ ft}))]^2}{(5.5 \text{ ft})^2 [(3 \times (0.0078025 \text{ kipft/ft})) + (2 \times (-0.0022293 \text{ kip/ft}) \times (5.5 \text{ ft}))]}$$

$$p = -0.0006909 \text{ kip/ft}^2$$

s - Earth pressure against the pile at distance L_e ,

$$s = \frac{6 [(2 M_o) + (H_o L_e)]}{L_e^2}$$

$$s = \frac{6 \times [(2 \times (0.0078025 \text{ kipft/ft})) + ((-0.0022293 \text{ kip/ft}) \times (5.5 \text{ ft}))]}{(5.5 \text{ ft})^2}$$

$$s = 0.00066326 \text{ kip/ft}^2$$

Check lateral soil pressure capacity:

p_a - Allowable lateral soil pressure at depth $a/2$,

$$p_a = R \frac{a}{2}$$

$$p_a = (150 \text{ psf/ft}) \times \frac{(3.9012 \text{ ft})}{2}$$

$$p_a = 0.29259 \text{ kip/ft}^2$$

Ratio - Lateral soil capacity

$$Ratio = \frac{p}{p_a}$$

$$Ratio = \frac{(-0.0006909 \text{ kip/ft}^2)}{(0.29259 \text{ kip/ft}^2)}$$

$$Ratio = -0.0023613$$

p_s - Allowable lateral soil pressure at depth L_e ,

$$p_s = R L_e$$

$$p_s = (150 \text{ psf/ft}) \times (5.5 \text{ ft})$$

$$p_s = 0.825 \text{ kip/ft}^2$$

Ratio - Lateral soil capacity

$$Ratio = \frac{s}{p_s}$$

$$Ratio = \frac{(0.00066326 \text{ kip/ft}^2)}{(0.825 \text{ kip/ft}^2)}$$

$$Ratio = 0.00080395$$

Status: **PASS**
Ratio: **0.000**

Status: **PASS**
Ratio: **0.000**



Shear force and Bending moment (x-direction, LRFD)

H_o - Lateral force per length of pile,

$$H_o = \frac{V_x}{1.57 D}$$

$$H_o = \frac{(-0.735 \text{ kip})}{1.57 \times (48 \text{ in})}$$

$$H_o = -0.11704 \text{ kip/ft}$$

M_o - Moment per length of pile,

$$M_o = \frac{M_z + (V_x H)}{1.57 D}$$

$$M_o = \frac{(23.49 \text{ kipft}) + ((-0.735 \text{ kip}) \times (0 \text{ ft}))}{1.57 \times (48 \text{ in})}$$

$$M_o = 3.7404 \text{ kipft/ft}$$

E - Distance from lateral load to resisting surface,

$$E = \frac{M_o}{H_o}$$

$$E = \frac{(3.7404 \text{ kipft/ft})}{(-0.11704 \text{ kip/ft})}$$

$$E = 31.959 \text{ ft}$$

a - Distance from resting surface to pivot point,

$$a = \frac{(4 M_o L_e) + (3 H_o L_e^2)}{(6 M_o) + (4 H_o L_e)}$$

$$a = \frac{(4 \times (3.7404 \text{ kipft/ft}) \times (5.5 \text{ ft})) + (3 \times (-0.11704 \text{ kip/ft}) \times (5.5 \text{ ft})^2)}{(6 \times 3.7404) + (4 \times (-0.11704) \times 5.5)}$$

$$a = \frac{(-0.11704 \text{ kip/ft}) \times (5.5 \text{ ft})}{(6 \times (3.7404 \text{ kipft/ft})) + (4 \times (-0.11704 \text{ kip/ft}) \times (5.5 \text{ ft}))}$$

$$a = 3.7138 \text{ ft}$$

V_{max} - Max shear force located at depth a,

$$V_{max} = (H_o D) \left[1 - \left[3 \left(\frac{4E}{L_e} + 3 \right) \left(\frac{a}{L_e} \right)^2 \right] + \left[4 \left(\frac{3E}{L_e} + 2 \right) \left(\frac{a}{L_e} \right)^3 \right] \right]$$

$$V_{max} = ((-0.11704 \text{ kip/ft}) \times (48 \text{ in})) \times \left[1 - \left[3 \times \left(\frac{4 \times (31.959 \text{ ft})}{(5.5 \text{ ft})} + 3 \right) \times \left(\frac{(3.7138 \text{ ft})}{(5.5 \text{ ft})} \right)^2 \right] + \left[4 \times \left(\frac{3 \times (31.959 \text{ ft})}{(5.5 \text{ ft})} + 2 \right) \times \left(\frac{(3.7138 \text{ ft})}{(5.5 \text{ ft})} \right)^3 \right] \right]$$

$$V_{max} = 5.1336 \text{ kip}$$

M_{max} - Max bending moment located at depth a/2,

$$M_{max} = (H_o D L_e) \left[\left(\frac{E}{L_e} + \frac{a}{2 L_e} \right) - \left[\left(\frac{4E}{L_e} + 3 \right) \left(\frac{a}{2 L_e} \right)^3 \right] + \left[\left(\frac{3E}{L_e} + 2 \right) \left(\frac{a}{2 L_e} \right)^4 \right] \right]$$

$$M_{max} = ((-0.11704 \text{ kip/ft}) \times (48 \text{ in}) \times (5.5 \text{ ft})) \times \left[\left(\frac{(31.959 \text{ ft})}{(5.5 \text{ ft})} + \frac{(3.7138 \text{ ft})}{2 \times (5.5 \text{ ft})} \right) - \left[\left(\frac{4 \times (31.959 \text{ ft})}{(5.5 \text{ ft})} + 3 \right) \times \left(\frac{(3.7138 \text{ ft})}{(2 \times (5.5 \text{ ft}))} \right)^3 \right] + \left[\left(\frac{3 \times (31.959 \text{ ft})}{(5.5 \text{ ft})} + 2 \right) \times \left(\frac{(3.7138 \text{ ft})}{(2 \times (5.5 \text{ ft}))} \right)^4 \right] \right]$$

$$M_{max} = 13.881 \text{ kipft}$$

Shear force and Bending moment (z-direction, LRFD)

H_o - Lateral force per length of pile,

$$H_o = \frac{V_z}{1.57 b}$$

$$H_o = \frac{(-0.021 \text{ kip})}{1.57 \times (48 \text{ in})}$$

$$H_o = -0.0033439 \text{ kip/ft}$$

M_o - Moment per length of pile,

$$M_o = \frac{M_x + (V_z H)}{1.57 b}$$

$$M_o = \frac{(0.072 \text{ kipft}) + ((-0.021 \text{ kip}) \times (0 \text{ ft}))}{1.57 \times (48 \text{ in})}$$

$$M_o = 0.011465 \text{ kipft/ft}$$

E - Distance from lateral load to resisting surface,

$$E = \frac{M_o}{H_o}$$

$$E = \frac{(0.011465 \text{ kipft/ft})}{(-0.0033439 \text{ kip/ft})}$$

$$E = 3.4286 \text{ ft}$$

a - Distance from resting surface to pivot point,

$$a = \frac{(4 M_o L_e) + (3 H_o L_e^2)}{(6 M_o) + (4 H_o L_e)}$$

$$a = \frac{(4 \times (0.011465 \text{ kipft/ft}) \times (5.5 \text{ ft})) + (3 \times (-0.0033439 \text{ kip/ft}) \times (5.5 \text{ ft})^2)}{(6 \times (0.011465 \text{ kipft/ft})) + (4 \times (-0.0033439 \text{ kip/ft}) \times (5.5 \text{ ft}))}$$

$$a = 3.9035 \text{ ft}$$

V_{max} - Max shear force located at depth a,

$$V_{max} = (H_o b) \left[1 - \left[3 \left(\frac{4E}{L_e} + 3 \right) \left(\frac{a}{L_e} \right)^2 \right] + \left[4 \left(\frac{3E}{L_e} + 2 \right) \left(\frac{a}{L_e} \right)^3 \right] \right]$$

$$V_{max} = ((-0.0033439 \text{ kip/ft}) \times (48 \text{ in})) \times \left[1 - \left[3 \times \left(\frac{4 \times (3.4286 \text{ ft})}{(5.5 \text{ ft})} + 3 \right) \times \left(\frac{(3.9035 \text{ ft})}{(5.5 \text{ ft})} \right)^2 \right] \right. \\ \left. + \left[4 \times \left(\frac{3 \times (3.4286 \text{ ft})}{(5.5 \text{ ft})} + 2 \right) \times \left(\frac{(3.9035 \text{ ft})}{(5.5 \text{ ft})} \right)^3 \right] \right]$$

$$V_{max} = 0.023637 \text{ kip}$$

M_{max} - Max bending moment located at depth $a/2$,

$$M_{max} = (H_o \ b \ L_e) \left[\left(\frac{E}{L_e} + \frac{a}{2 L_e} \right) \right. \\ \left. - \left[\left(\frac{4E}{L_e} + 3 \right) \left(\frac{a}{2 L_e} \right)^3 \right] + \left[\left(\frac{3E}{L_e} + 2 \right) \left(\frac{a}{2 L_e} \right)^4 \right] \right]$$

$$M_{max} = ((-0.0033439 \text{ kip/ft}) \times (48 \text{ in}) \times (5.5 \text{ ft})) \times \left[\left(\frac{(3.4286 \text{ ft})}{(5.5 \text{ ft})} + \frac{(3.9035 \text{ ft})}{2 \times (5.5 \text{ ft})} \right) \right. \\ \left. - \left[\left(\frac{4 \times (3.4286 \text{ ft})}{(5.5 \text{ ft})} + 3 \right) \times \left(\frac{(3.9035 \text{ ft})}{2 \times (5.5 \text{ ft})} \right)^3 \right] + \left[\left(\frac{3 \times (3.4286 \text{ ft})}{(5.5 \text{ ft})} + 2 \right) \times \left(\frac{(3.9035 \text{ ft})}{2 \times (5.5 \text{ ft})} \right)^4 \right] \right]$$

$$M_{max} = 0.058421 \text{ kipft}$$

Minimum Reinforcement Check (LRFD)

Parameters:

$f'_{ck} = 2.5 \text{ ksi}$ - Concrete strength,

$f_{yk} = 60 \text{ ksi}$ - Longitudinal reinforcement strength,

$\phi = 0.65$ - Reduction factor for axial strength,

$\alpha = 0.8$ - Alpha factor for axial strength,

$A_g = 2304 \text{ in}^2$ - Gross area of concrete,

Longitudinal reinforcement:

Required reinforcement due to axial load, $A_{st,required}$

$A_{st,required}$

$$A_{st,required} = \text{Min} \left[\frac{\frac{P}{\phi \alpha} - (0.85 f'_{ck} A_g)}{f_{yk} - (0.85 f'_{ck})}, (0.08 A_g) \right]$$

$$A_{st,required} = \text{Min} \left[\frac{\frac{(13.206 \text{ kip})}{(0.65) \times (0.8)} - (0.85 \times (2.5 \text{ ksi}) \times (2304 \text{ in}^2))}{(60 \text{ ksi}) - (0.85 \times (2.5 \text{ ksi}))}, (0.08 \times (2304 \text{ in}^2)) \right]$$

$$A_{st,required} = -84.157 \text{ in}^2$$

A_{min} - Governing minimum reinforcement area,

$$A_{min} = \text{Max} [A_{st,required}, (0.0018 A_g)]$$

$$A_{min} = \text{Max} [(-84.157 \text{ in}^2), (0.0018 \times (2304 \text{ in}^2))]$$

$$A_{min} = 4.1472 \text{ in}^2$$

n_{rebar} - Required number of reinforcement,

$$n_{rebar} = \frac{A_{min}}{A_{rebar}}$$

$$n_{rebar} = \frac{(4.1472 \text{ in}^2)}{(0.3068 \text{ in}^2)}$$

$$n_{rebar} = 14$$

A_{st} - Actual total reinforcement area,

$$A_{st} = n_{rebar} \frac{\pi d_{bar}^2}{4}$$

$$A_{st} = (14) \times \frac{\pi \times (0.625 \text{ in})^2}{4}$$

$$A_{st} = 4.2951 \text{ in}^2$$

Ratio - Capacity

$$\text{Ratio} = \frac{A_{min}}{A_{st}}$$

$$\text{Ratio} = \frac{(4.1472 \text{ in}^2)}{(4.2951 \text{ in}^2)}$$

Table 22.4.2.1

22.4.2.2, 10.6.1.1

<p>25.2.3</p> <p>25.7.2.2</p> <p>25.7.2.1</p>	<p style="text-align: center;">$Ratio = 0.96556$</p> <p>$s_{rebar} = \text{Max}[1.5, (1.5 d_{bar})]$</p> <p>$s_{rebar} = \text{Max}[1.5, (1.5 \times (0.625 \text{ in}))]$</p> <p>$s_{rebar} = 1.5 \text{ in}$</p> <p>Ties:</p> <p>Since longitudinal reinforcement is \leq No. 10ø: Use #3(0.375 in)</p> <p>$s_{ties} = \text{Min}[(16 d_{bar}), (48 d_{ties}), \text{Min}(D, b)]$</p> <p>$s_{ties} = \text{Min}[(16 \times (0.625 \text{ in})), (48 \times (0.375 \text{ in})), \text{Min}((48 \text{ in}), (48 \text{ in}))]$</p> <p>$s_{ties} = 10 \text{ in}$</p> <p>Summary:</p> <p style="text-align: center;">Main reinforcement: 14 - #5 (0.625 in) Ties: #3(0.375 in) - 10 in</p>	<p>Status: PASS Ratio: 0.970</p>
<p>22.4.2.2</p>	<p>Axial Compression Strength (ACI 318-19, LRFD)</p> <p>ϕP_N - Allowable axial compressive strength</p> <p style="text-align: center;">$\phi P_N = \phi 0.80 [(0.85 f'_{ck} [A_g - A_{st}]) + (f_y k A_{st})]$</p> <p style="text-align: center;">$\phi P_N = (0.65) \times 0.80 \times [(0.85 \times (2.5 \text{ ksi}) \times [(2304 \text{ in}^2) - (4.2951 \text{ in}^2)]) + ((60 \text{ ksi}) \times (4.2951 \text{ in}^2))]$</p> <p style="text-align: center;">$\phi P_N = 2675.2 \text{ kip}$</p> <p>Ratio - Capacity</p> <p style="text-align: center;">$Ratio = \frac{P}{\phi P_N}$</p> <p style="text-align: center;">$Ratio = \frac{(13.206 \text{ kip})}{(2675.2 \text{ kip})}$</p> <p style="text-align: center;">$Ratio = 0.0049365$</p>	<p>Status: PASS Ratio: 0.000</p>
<p>22.5.2.2</p> <p>22.5.5.1.3</p> <p>22.5.5.1.1</p>	<p>Shear Strength (ACI 318-19, LRFD)</p> <p>Parameters:</p> <p>$b_w = 48 \text{ in}$ - Effective width, d - Effective depth</p> <p style="text-align: center;">$d = 0.80 D$</p> <p style="text-align: center;">$d = 0.80 \times (48 \text{ in})$</p> <p style="text-align: center;">$d = 38.4 \text{ in}$</p> <p>λ_s - size effect modification factor</p> <p style="text-align: center;">$\lambda_s = \text{MIN} \left[\sqrt{\frac{2}{1 + \frac{d}{10}}}, 1 \right]$</p> <p style="text-align: center;">$\lambda_s = \text{MIN} \left[\sqrt{\frac{2}{1 + \frac{(38.4 \text{ in})}{10}}}, 1 \right]$</p> <p style="text-align: center;">$\lambda_s = 0.64282$</p> <p>The following variables were converted to be consistent with empirical formula $f'_{ck} = 2.5 \text{ ksi} \rightarrow 2500 \text{ psi}$,</p> <p>$V_{c,max}$ - Max shear strength of concrete</p> <p style="text-align: center;">$V_{c,max} = 5 \lambda_s \sqrt{f'_{ck}} b_w d$</p> <p style="text-align: center;">$V_{c,max} = 5 \times (0.64282) \times \sqrt{(2500 \text{ psi})} \times (48 \text{ in}) \times (38.4 \text{ in})$</p>	

$$V_{c,max} = 296.21 \text{ kip}$$

22.5.5.1.1(a) The following variables were converted to be consistent with empirical formula $f'_{ck} = 2.5 \text{ ksi} \rightarrow 2500 \text{ psi}$, $P = 13.206 \text{ kip} \rightarrow 13206 \text{ lbf}$, $V_{c,a}$ - Shear strength of concrete (a)

$$V_{c,a} = \left[2 \lambda_s \sqrt{f'_{ck} + \frac{P}{6 A_g}} \right] b_w d$$

$$V_{c,a} = \left[2 \times (0.64282) \times \sqrt{(2500 \text{ psi}) + \frac{(13206 \text{ lbf})}{6 \times (2304 \text{ in}^2)}} \right] \times (48 \text{ in}) \times (38.4 \text{ in})$$

$$V_{c,a} = 120.25 \text{ kip}$$

22.5.5.1.2 The following variables were converted to be consistent with empirical formula $f'_{ck} = 2.5 \text{ ksi} \rightarrow 2500 \text{ psi}$, $V_{c,b}$ - Shear strength of concrete (b)

$$V_{c,b} = \left[2 \lambda_s \sqrt{f'_{ck} + (0.05 f'_{ck})} \right] b_w d$$

$$V_{c,b} = \left[2 \times (0.64282) \times \sqrt{(2500 \text{ psi}) + (0.05 \times (2500 \text{ psi}))} \right] \times (48 \text{ in}) \times (38.4 \text{ in})$$

$$V_{c,b} = 348.89 \text{ kip}$$

V_c - Governing shear strength of concrete

$$V_c = \text{Min}[V_{c,max}, V_{c,a}, V_{c,b}]$$

$$V_c = \text{Min}[(296.21 \text{ kip}), (120.25 \text{ kip}), (348.89 \text{ kip})]$$

$$V_c = 120.25 \text{ kip}$$

22.5.5.1.2 The following variables were converted to be consistent with empirical formula $f'_{ck} = 2.5 \text{ ksi} \rightarrow 2500 \text{ psi}$, $V_{s,a}$ - Shear strength of steel (a)

$$V_{s,a} = 8 \sqrt{f'_{ck}} b_w d$$

$$V_{s,a} = 8 \times \sqrt{(2500 \text{ psi})} \times (48 \text{ in}) \times (38.4 \text{ in})$$

$$V_{s,a} = 737.28 \text{ kip}$$

A_v - Ties rebar area,

$$A_v = \frac{\pi d_{ties}^2}{4}$$

$$A_v = \frac{\pi \times (0.375 \text{ in})^2}{4}$$

$$A_v = 0.11045 \text{ in}^2$$

22.5.8.5.3 $V_{s,b}$ - Shear strength of steel (b)

$$V_{s,b} = \frac{2 A_v f_{yw} d}{s_{ties}}$$

$$V_{s,b} = \frac{2 \times (0.11045 \text{ in}^2) \times (60 \text{ ksi}) \times (38.4 \text{ in})}{(10 \text{ in})}$$

$$V_{s,b} = 50.894 \text{ kip}$$

V_s - Governing shear strength of steel

$$V_s = \text{MIN}[V_{s,a}, V_{s,b}]$$

$$V_s = \text{MIN}[(737.28 \text{ kip}), (50.894 \text{ kip})]$$

$$V_s = 50.894 \text{ kip}$$

22.5.1.1 ϕV_n - Allowable shear strength

$$\phi V_n = \phi (V_c + V_s)$$

$$\phi V_n = (0.65) \times ((120.25 \text{ kip}) + (50.894 \text{ kip}))$$

$$\phi V_n = 111.24 \text{ kip}$$

Considering x-direction:

$V_{max} = 5.1336 \text{ kip}$ - Maximum shear force in the x-direction,

Ratio - Capacity

$$\text{Ratio} = \frac{V_{max}}{\phi V_n}$$

$$Ratio = \frac{(5.1336 \text{ kip})}{(111.24 \text{ kip})}$$

$$Ratio = 0.046148$$

Considering z-direction:

$V_{max} = 0.023637 \text{ kip}$ - Maximum shear force in the z-direction,

$Ratio$ - Capacity

$$Ratio = \frac{V_{max}}{\phi V_n}$$

$$Ratio = \frac{(0.023637 \text{ kip})}{(111.24 \text{ kip})}$$

$$Ratio = 0.00021249$$

Status: **PASS**
Ratio: **0.050**

Status: **PASS**
Ratio: **0.000**

Flexural Strength (ACI 318-19, LRFD)

S_m - Section modulus

$$S_m = \frac{b D^2}{6}$$

$$S_m = \frac{(48 \text{ in}) \times (48 \text{ in})^2}{6}$$

$$S_m = 18432 \text{ in}^3$$

$\lambda = 1$ - Concrete modification factor (Normal concrete),

Allowable flexural strength:

M_n shall be the lesser of:

$\phi M_{n,1}$

$$\phi M_{n,1} = \phi \times 5 \times \lambda \times \sqrt{f'_c} \times S_m$$

$$\phi M_{n,1} = 0.65 \times 5 \times 1 \times \sqrt{(2.5 \text{ ksi})} \times 18432.001 \text{ in}^3$$

$$\phi M_{n,1} = 249.600 \text{ kipft}$$

14.5.2.1b

$\phi M_{n,2}$

$$\phi M_{n,2} = \phi \times 0.85 \times f'_{ck} \times S_m$$

$$\phi M_{n,2} = (0.65) \times 0.85 \times (2.5 \text{ ksi}) \times (18432 \text{ in}^3)$$

$$\phi M_{n,2} = 2121.6 \text{ kipft}$$

Therefore,

ϕM_n - Allowable flexural strength,

$$\phi M_n = \text{MIN}[\phi M_{n,1}, \phi M_{n,2}]$$

$$\phi M_n = \text{MIN}[(249.6 \text{ kipft}), (2121.6 \text{ kipft})]$$

$$\phi M_n = 249.6 \text{ kipft}$$

Considering x-direction:

$M_{max} = 13.881 \text{ kipft}$ - Maximum moment in the x-direction,

$Ratio$ - Capacity

$$Ratio = \frac{M_{max}}{\phi M_n}$$

$$Ratio = \frac{(13.881 \text{ kipft})}{(249.6 \text{ kipft})}$$

$$Ratio = 0.055612$$

Status: **PASS**
Ratio: **0.060**

Considering z-direction:

$M_{max} = 0.058421 \text{ kipft}$ - Maximum moment in the z-direction,

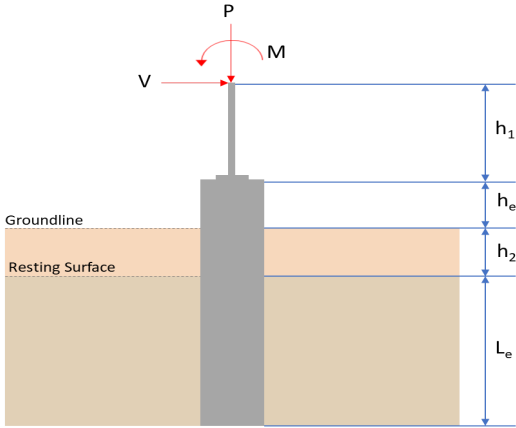
$Ratio$ - Capacity

$$Ratio = \frac{M_{max}}{\phi M_n}$$

$$\text{Ratio} = \frac{(0.058421 \text{ kipft})}{(249.6 \text{ kipft})}$$

$$\text{Ratio} = 0.00023406$$

Status: **PASS**
Ratio: **0.000**

REFERENCES	CALCULATIONS	RESULTS																										
	<p>SkyCiv Foundation Design Pile Foundation</p> <p>Design Information : Design code : IBC 2021 (International Building Code) Unit System : Imperial</p>																											
	<p>Pile Input</p>  <p>Geometry</p> <p>Pile shape: rectangular $b = 48$ in - Pile width $D = 48$ in - Pile depth $L = 5.5$ ft - Total pile length $h_1 = 0$ ft - Lateral load height from the top of the pile, $h_2 = 0$ ft - Depth to resisting surface $h_e = 0$ ft - Length of pile above the ground</p> <p>Tabulation of Soil Parameters</p> <table border="1" data-bbox="368 1088 1225 1189"> <thead> <tr> <th>Layer</th> <th>Label</th> <th>Allowable Bearing Pressure (q_a) (psf)</th> <th>Allowable Lateral Pressure (R) (psf/ft)</th> </tr> </thead> <tbody> <tr> <td>1</td> <td>Sand, silty sand, clayey sand, silty gravel & clayey gravel</td> <td>2000.000</td> <td>150.000</td> </tr> </tbody> </table> <p>Tabulation of Loads</p> <table border="1" data-bbox="655 1290 940 1480"> <thead> <tr> <th>Load Component</th> <th>ASD</th> <th>LRFD</th> </tr> </thead> <tbody> <tr> <td>P (kip)</td> <td>8.856</td> <td>13.206</td> </tr> <tr> <td>V_x (kip)</td> <td>-0.441</td> <td>-0.735</td> </tr> <tr> <td>V_z (kip)</td> <td>0.014</td> <td>0.021</td> </tr> <tr> <td>M_x (kipft)</td> <td>0.049</td> <td>0.072</td> </tr> <tr> <td>M_z (kipft)</td> <td>13.522</td> <td>23.490</td> </tr> </tbody> </table> <p>Material Properties</p> <p>$f'_{ck} = 2.5$ ksi - Concrete strength.</p>	Layer	Label	Allowable Bearing Pressure (q_a) (psf)	Allowable Lateral Pressure (R) (psf/ft)	1	Sand, silty sand, clayey sand, silty gravel & clayey gravel	2000.000	150.000	Load Component	ASD	LRFD	P (kip)	8.856	13.206	V_x (kip)	-0.441	-0.735	V_z (kip)	0.014	0.021	M_x (kipft)	0.049	0.072	M_z (kipft)	13.522	23.490	
Layer	Label	Allowable Bearing Pressure (q_a) (psf)	Allowable Lateral Pressure (R) (psf/ft)																									
1	Sand, silty sand, clayey sand, silty gravel & clayey gravel	2000.000	150.000																									
Load Component	ASD	LRFD																										
P (kip)	8.856	13.206																										
V_x (kip)	-0.441	-0.735																										
V_z (kip)	0.014	0.021																										
M_x (kipft)	0.049	0.072																										
M_z (kipft)	13.522	23.490																										
	<p>Required depth to resist lateral loads (ASD)</p> <p>H - Point of application of the lateral load</p> $H = h_1 + h_2 + h_e$ $H = (0 \text{ ft}) + (0 \text{ ft}) + (0 \text{ ft})$ $H = 0 \text{ ft}$ <p>Considering x-direction:</p> <p>H_o - Lateral force per length of pile,</p> $H_o = \frac{V_x}{1.57 D}$ $H_o = \frac{(-0.441 \text{ kip})}{1.57 \times (48 \text{ in})}$ $H_o = -0.070223 \text{ kip/ft}$																											

M_o - Moment per length of pile,

$$M_o = \frac{M_z + (V_x H)}{1.57 D}$$

$$M_o = \frac{(13.522 \text{ kipft}) + ((-0.441 \text{ kip}) \times (0 \text{ ft}))}{1.57 \times (48 \text{ in})}$$

$$M_o = 2.1532 \text{ kipft/ft}$$

Required depth of embedment in earth:

$$L_x^3 - \left(14.14 \times \frac{H_o \times L_x}{R} \right) - \left(18.85 \times \frac{M_o}{R} \right) = 0$$

Solving the cubic equation:

$L_{e,x} = 5.3118 \text{ ft}$ - Required depth in x-direction,

Considering z-direction:

H_o - Lateral force per length of pile,

$$H_o = \frac{V_z}{1.57 b}$$

$$H_o = \frac{(0.014 \text{ kip})}{1.57 \times (48 \text{ in})}$$

$$H_o = 0.0022293 \text{ kip/ft}$$

M_o - Moment per length of pile,

$$M_o = \frac{M_x + (V_z H)}{1.57 b}$$

$$M_o = \frac{(0.049 \text{ kipft}) + ((0.014 \text{ kip}) \times (0 \text{ ft}))}{1.57 \times (48 \text{ in})}$$

$$M_o = 0.0078025 \text{ kipft/ft}$$

Required depth of embedment in earth:

$$L_z^3 - \left(14.14 \times \frac{H_o \times L_z}{R} \right) - \left(18.85 \times \frac{M_o}{R} \right) = 0$$

Solving the cubic equation:

$L_{e,z} = 0.90666 \text{ ft}$ - Required depth in z-direction,

Minimum embedded depth required:

$L_{e,req}$ - Depth of pile required,

$$L_{e,req} = \text{MAX}[L_{e,x}, L_{e,z}]$$

$$L_{e,req} = \text{MAX}[(5.3118 \text{ ft}), (0.90666 \text{ ft})]$$

$$L_{e,req} = 5.312 \text{ ft}$$

L_e - Actual embedded length of pile,

$$L_e = L - h_e - h_2$$

$$L_e = (5.5 \text{ ft}) - (0 \text{ ft}) - (0 \text{ ft})$$

$$L_e = 5.5 \text{ ft}$$

Ratio - Embedded depth

$$\text{Ratio} = \frac{L_{e,req}}{L_e}$$

$$\text{Ratio} = \frac{(5.312 \text{ ft})}{(5.5 \text{ ft})}$$

$$\text{Ratio} = 0.96582$$

Status: **PASS**
Ratio: **0.970**

End-bearing Capacity (ASD)

A - Pile cross-section area

$$A = b D$$

$$A = (48 \text{ in}) \times (48 \text{ in})$$

$$A = 16 \text{ ft}^2$$

q - End-bearing pressure

$$q = \frac{P_v}{A}$$

$$q = \frac{(8.856 \text{ kip})}{(16 \text{ ft}^2)}$$

$$q = 0.5535 \text{ kip/ft}^2$$

Check bearing capacity ratio:

Ratio - Capacity

$$\text{Ratio} = \frac{q}{q_a}$$

$$\text{Ratio} = \frac{(0.5535 \text{ kip/ft}^2)}{(2000 \text{ psf})}$$

$$\text{Ratio} = 0.27675$$

Status: **PASS**
Ratio: **0.280**

Czerniak

Lateral Soil Pressure (ASD):

L/D - Length to least lateral dimension ratio,

$$L/D = \frac{L}{D}$$

$$L/D = \frac{(5.5 \text{ ft})}{(48 \text{ in})}$$

$$L/D = 1.375$$

Since $L/D \leq 10$,

Pile is short.

Considering x-direction:

$H_o = -0.070223 \text{ kip/ft}$ - Lateral force per length of pile,

$M_o = 2.1532 \text{ kipft/ft}$ - Overturning moment per length of pile,

a - Distance from resting surface to pivot point,

$$a = \frac{(4 M_o L_e) + (3 H_o L_e^2)}{(6 M_o) + (4 H_o L_e)}$$

$$a = \frac{(4 \times (2.1532 \text{ kipft/ft}) \times (5.5 \text{ ft})) + (3 \times (-0.070223 \text{ kip/ft}) \times (5.5 \text{ ft})^2)}{(6 \times (2.1532 \text{ kipft/ft})) + (4 \times (-0.070223 \text{ kip/ft}) \times (5.5 \text{ ft}))}$$

$$a = 3.7156 \text{ ft}$$

p - Earth pressure against the pile at distance $a/2$ from resting surface,

$$p = \frac{0.75 [(4 M_o) + (3 H_o L_e)]^2}{L_e^2 [(3 M_o) + (2 H_o L_e)]}$$

$$p = \frac{0.75 \times [(4 \times (2.1532 \text{ kipft/ft})) + (3 \times (-0.070223 \text{ kip/ft}) \times (5.5 \text{ ft}))]^2}{(5.5 \text{ ft})^2 \times [(3 \times (2.1532 \text{ kipft/ft})) + (2 \times (-0.070223 \text{ kip/ft}) \times (5.5 \text{ ft}))]}$$

$$p = 0.24223 \text{ kip/ft}^2$$

s - Earth pressure against the pile at distance L_e ,

$$s = \frac{6 [(2 M_o) + (H_o L_e)]}{L_e^2}$$

$$s = \frac{6 \times [(2 \times (2.1532 \text{ kipft/ft})) + ((-0.070223 \text{ kip/ft}) \times (5.5 \text{ ft}))]}{(5.5 \text{ ft})^2}$$

$$s = 0.77755 \text{ kip/ft}^2$$

Check lateral soil pressure capacity:

p_a - Allowable lateral soil pressure at depth $a/2$,

$$p_a = R \frac{a}{2}$$

$$p_a = (150 \text{ psf/ft}) \times \frac{(3.7156 \text{ ft})}{2}$$

$$p_a = 0.27867 \text{ kip/ft}^2$$

Ratio - Lateral soil capacity

$$Ratio = \frac{p}{p_a}$$

$$Ratio = \frac{(0.24223 \text{ kip/ft}^2)}{(0.27867 \text{ kip/ft}^2)}$$

$$Ratio = 0.86924$$

p_s - Allowable lateral soil pressure at depth L_e ,

$$p_s = R L_e$$

$$p_s = (150 \text{ psf/ft}) \times (5.5 \text{ ft})$$

$$p_s = 0.825 \text{ kip/ft}^2$$

Ratio - Lateral soil capacity

$$Ratio = \frac{s}{p_s}$$

$$Ratio = \frac{(0.77755 \text{ kip/ft}^2)}{(0.825 \text{ kip/ft}^2)}$$

$$Ratio = 0.94248$$

Status: **PASS**
Ratio: **0.870**

Status: **PASS**
Ratio: **0.940**

Considering z-direction:

$H_o = 0.0022293 \text{ kip/ft}$ - Lateral force per length of pile,

$M_o = 0.0078025 \text{ kipft/ft}$ - Overturning moment per length of pile,

a - Distance from resting surface to pivot point,

$$a = \frac{(4 M_o L_e) + (3 H_o L_e^2)}{(6 M_o) + (4 H_o L_e)}$$

$$a = \frac{(4 \times (0.0078025 \text{ kipft/ft}) \times (5.5 \text{ ft})) + (3 \times (0.0022293 \text{ kip/ft}) \times (5.5 \text{ ft})^2)}{(6 \times (0.0078025 \text{ kipft/ft})) + (4 \times (0.0022293 \text{ kip/ft}) \times (5.5 \text{ ft}))}$$

$$a = 3.9012 \text{ ft}$$

p - Earth pressure against the pile at distance $a/2$ from resting surface,

$$p = \frac{0.75 [(4 M_o) + (3 H_o L_e)]^2}{L_e^2 [(3 M_o) + (2 H_o L_e)]}$$

$$p = \frac{0.75 [(4 \times (0.0078025 \text{ kipft/ft})) + (3 \times (0.0022293 \text{ kip/ft}) \times (5.5 \text{ ft}))]^2}{(5.5 \text{ ft})^2 [(3 \times (0.0078025 \text{ kipft/ft})) + (2 \times (0.0022293 \text{ kip/ft}) \times (5.5 \text{ ft}))]}$$

$$p = 0.0023915 \text{ kip/ft}^2$$

s - Earth pressure against the pile at distance L_e ,

$$s = \frac{6 [(2 M_o) + (H_o L_e)]}{L_e^2}$$

$$s = \frac{6 \times [(2 \times (0.0078025 \text{ kipft/ft})) + ((0.0022293 \text{ kip/ft}) \times (5.5 \text{ ft}))]}{(5.5 \text{ ft})^2}$$

$$s = 0.0055272 \text{ kip/ft}^2$$

Check lateral soil pressure capacity:

p_a - Allowable lateral soil pressure at depth $a/2$,

$$p_a = R \frac{a}{2}$$

$$p_a = (150 \text{ psf/ft}) \times \frac{(3.9012 \text{ ft})}{2}$$

$$p_a = 0.29259 \text{ kip/ft}^2$$

Ratio - Lateral soil capacity

$$Ratio = \frac{p}{p_a}$$

$$Ratio = \frac{(0.0023915 \text{ kip/ft}^2)}{(0.29259 \text{ kip/ft}^2)}$$

$$Ratio = 0.0081735$$

p_s - Allowable lateral soil pressure at depth L_e ,

$$p_s = R L_e$$

$$p_s = (150 \text{ psf/ft}) \times (5.5 \text{ ft})$$

$$p_s = 0.825 \text{ kip/ft}^2$$

Ratio - Lateral soil capacity

$$Ratio = \frac{s}{p_s}$$

$$Ratio = \frac{(0.0055272 \text{ kip/ft}^2)}{(0.825 \text{ kip/ft}^2)}$$

$$Ratio = 0.0066996$$

Status: **PASS**
Ratio: **0.010**

Status: **PASS**
Ratio: **0.010**



Shear force and Bending moment (x-direction, LRFD)

H_o - Lateral force per length of pile,

$$H_o = \frac{V_x}{1.57 D}$$

$$H_o = \frac{(-0.735 \text{ kip})}{1.57 \times (48 \text{ in})}$$

$$H_o = -0.11704 \text{ kip/ft}$$

M_o - Moment per length of pile,

$$M_o = \frac{M_z + (V_x H)}{1.57 D}$$

$$M_o = \frac{(23.49 \text{ kipft}) + ((-0.735 \text{ kip}) \times (0 \text{ ft}))}{1.57 \times (48 \text{ in})}$$

$$M_o = 3.7404 \text{ kipft/ft}$$

E - Distance from lateral load to resisting surface,

$$E = \frac{M_o}{H_o}$$

$$E = \frac{(3.7404 \text{ kipft/ft})}{(-0.11704 \text{ kip/ft})}$$

$$E = 31.959 \text{ ft}$$

a - Distance from resting surface to pivot point,

$$a = \frac{(4 M_o L_e) + (3 H_o L_e^2)}{(6 M_o) + (4 H_o L_e)}$$

$$a = \frac{(4 \times (3.7404 \text{ kipft/ft}) \times (5.5 \text{ ft})) + (3 \times (-0.11704 \text{ kip/ft}) \times (5.5 \text{ ft})^2)}{(6 \times (3.7404 \text{ kipft/ft})) + (4 \times (-0.11704 \text{ kip/ft}) \times (5.5 \text{ ft}))}$$

$$a = \frac{(-0.11704 \text{ kip/ft}) \times (5.5 \text{ ft})}{(6 \times (3.7404 \text{ kipft/ft})) + (4 \times (-0.11704 \text{ kip/ft}) \times (5.5 \text{ ft}))}$$

$$a = 3.7138 \text{ ft}$$

V_{max} - Max shear force located at depth a,

$$V_{max} = (H_o D) \left[1 - \left[3 \left(\frac{4E}{L_e} + 3 \right) \left(\frac{a}{L_e} \right)^2 \right] + \left[4 \left(\frac{3E}{L_e} + 2 \right) \left(\frac{a}{L_e} \right)^3 \right] \right]$$

$$V_{max} = ((-0.11704 \text{ kip/ft}) \times (48 \text{ in})) \times \left[1 - \left[3 \times \left(\frac{4 \times (31.959 \text{ ft})}{(5.5 \text{ ft})} + 3 \right) \times \left(\frac{(3.7138 \text{ ft})}{(5.5 \text{ ft})} \right)^2 \right] + \left[4 \times \left(\frac{3 \times (31.959 \text{ ft})}{(5.5 \text{ ft})} + 2 \right) \times \left(\frac{(3.7138 \text{ ft})}{(5.5 \text{ ft})} \right)^3 \right] \right]$$

$$V_{max} = 5.1336 \text{ kip}$$

M_{max} - Max bending moment located at depth a/2,

$$M_{max} = (H_o D L_e) \left[\left(\frac{E}{L_e} + \frac{a}{2 L_e} \right) - \left[\left(\frac{4E}{L_e} + 3 \right) \left(\frac{a}{2 L_e} \right)^3 \right] + \left[\left(\frac{3E}{L_e} + 2 \right) \left(\frac{a}{2 L_e} \right)^4 \right] \right]$$

$$M_{max} = ((-0.11704 \text{ kip/ft}) \times (48 \text{ in}) \times (5.5 \text{ ft})) \times \left[\left(\frac{(31.959 \text{ ft})}{(5.5 \text{ ft})} + \frac{(3.7138 \text{ ft})}{2 \times (5.5 \text{ ft})} \right) - \left[\left(\frac{4 \times (31.959 \text{ ft})}{(5.5 \text{ ft})} + 3 \right) \times \left(\frac{(3.7138 \text{ ft})}{(2 \times (5.5 \text{ ft}))} \right)^3 \right] + \left[\left(\frac{3 \times (31.959 \text{ ft})}{(5.5 \text{ ft})} + 2 \right) \times \left(\frac{(3.7138 \text{ ft})}{(2 \times (5.5 \text{ ft}))} \right)^4 \right] \right]$$

$$M_{max} = 13.881 \text{ kipft}$$

Shear force and Bending moment (z-direction, LRFD)

H_o - Lateral force per length of pile,

$$H_o = \frac{V_z}{1.57 b}$$

$$H_o = \frac{(0.021 \text{ kip})}{1.57 \times (48 \text{ in})}$$

$$H_o = 0.0033439 \text{ kip/ft}$$

M_o - Moment per length of pile,

$$M_o = \frac{M_x + (V_z H)}{1.57 b}$$

$$M_o = \frac{(0.072 \text{ kipft}) + ((0.021 \text{ kip}) \times (0 \text{ ft}))}{1.57 \times (48 \text{ in})}$$

$$M_o = 0.011465 \text{ kipft/ft}$$

E - Distance from lateral load to resisting surface,

$$E = \frac{M_o}{H_o}$$

$$E = \frac{(0.011465 \text{ kipft/ft})}{(0.0033439 \text{ kip/ft})}$$

$$E = 3.4286 \text{ ft}$$

a - Distance from resting surface to pivot point,

$$a = \frac{(4 M_o L_e) + (3 H_o L_e^2)}{(6 M_o) + (4 H_o L_e)}$$

$$a = \frac{(4 \times (0.011465 \text{ kipft/ft}) \times (5.5 \text{ ft})) + (3 \times (0.0033439 \text{ kip/ft}) \times (5.5 \text{ ft})^2)}{(6 \times (0.011465 \text{ kipft/ft})) + (4 \times (0.0033439 \text{ kip/ft}) \times (5.5 \text{ ft}))}$$

$$a = 3.9035 \text{ ft}$$

V_{max} - Max shear force located at depth a,

$$V_{max} = (H_o b) \left[1 - \left[3 \left(\frac{4E}{L_e} + 3 \right) \left(\frac{a}{L_e} \right)^2 \right] + \left[4 \left(\frac{3E}{L_e} + 2 \right) \left(\frac{a}{L_e} \right)^3 \right] \right]$$

$$V_{max} = ((0.0033439 \text{ kip/ft}) \times (48 \text{ in})) \times \left[1 - \left[3 \times \left(\frac{4 \times (3.4286 \text{ ft})}{(5.5 \text{ ft})} + 3 \right) \times \left(\frac{(3.9035 \text{ ft})}{(5.5 \text{ ft})} \right)^2 \right] \right. \\ \left. + \left[4 \times \left(\frac{3 \times (3.4286 \text{ ft})}{(5.5 \text{ ft})} + 2 \right) \times \left(\frac{(3.9035 \text{ ft})}{(5.5 \text{ ft})} \right)^3 \right] \right]$$

$$V_{max} = 0.023637 \text{ kip}$$

M_{max} - Max bending moment located at depth $a/2$,

$$M_{max} = (H_o \ b \ L_e) \left[\left(\frac{E}{L_e} + \frac{a}{2 L_e} \right) \right. \\ \left. - \left[\left(\frac{4E}{L_e} + 3 \right) \left(\frac{a}{2 L_e} \right)^3 \right] + \left[\left(\frac{3E}{L_e} + 2 \right) \left(\frac{a}{2 L_e} \right)^4 \right] \right]$$

$$M_{max} = ((0.0033439 \text{ kip/ft}) \times (48 \text{ in}) \times (5.5 \text{ ft})) \times \left[\left(\frac{(3.4286 \text{ ft})}{(5.5 \text{ ft})} + \frac{(3.9035 \text{ ft})}{2 \times (5.5 \text{ ft})} \right) \right. \\ \left. - \left[\left(\frac{4 \times (3.4286 \text{ ft})}{(5.5 \text{ ft})} + 3 \right) \times \left(\frac{(3.9035 \text{ ft})}{2 \times (5.5 \text{ ft})} \right)^3 \right] + \left[\left(\frac{3 \times (3.4286 \text{ ft})}{(5.5 \text{ ft})} + 2 \right) \times \left(\frac{(3.9035 \text{ ft})}{2 \times (5.5 \text{ ft})} \right)^4 \right] \right]$$

$$M_{max} = 0.058421 \text{ kipft}$$

Minimum Reinforcement Check (LRFD)

Parameters:

$f'_{ck} = 2.5 \text{ ksi}$ - Concrete strength,

$f_{yk} = 60 \text{ ksi}$ - Longitudinal reinforcement strength,

$\phi = 0.65$ - Reduction factor for axial strength,

$\alpha = 0.8$ - Alpha factor for axial strength,

$A_g = 2304 \text{ in}^2$ - Gross area of concrete,

Longitudinal reinforcement:

Required reinforcement due to axial load, $A_{st,required}$

$A_{st,required}$

$$A_{st,required} = \text{Min} \left[\frac{\frac{P}{\phi \alpha} - (0.85 f'_{ck} A_g)}{f_{yk} - (0.85 f'_{ck})}, (0.08 A_g) \right]$$

$$A_{st,required} = \text{Min} \left[\frac{\frac{(13.206 \text{ kip})}{(0.65) \times (0.8)} - (0.85 \times (2.5 \text{ ksi}) \times (2304 \text{ in}^2))}{(60 \text{ ksi}) - (0.85 \times (2.5 \text{ ksi}))}, (0.08 \times (2304 \text{ in}^2)) \right]$$

$$A_{st,required} = -84.157 \text{ in}^2$$

A_{min} - Governing minimum reinforcement area,

$$A_{min} = \text{Max} [A_{st,required}, (0.0018 A_g)]$$

$$A_{min} = \text{Max} [(-84.157 \text{ in}^2), (0.0018 \times (2304 \text{ in}^2))]$$

$$A_{min} = 4.1472 \text{ in}^2$$

n_{rebar} - Required number of reinforcement,

$$n_{rebar} = \frac{A_{min}}{A_{rebar}}$$

$$n_{rebar} = \frac{(4.1472 \text{ in}^2)}{(0.3068 \text{ in}^2)}$$

$$n_{rebar} = 14$$

A_{st} - Actual total reinforcement area,

$$A_{st} = n_{rebar} \frac{\pi d_{bar}^2}{4}$$

$$A_{st} = (14) \times \frac{\pi \times (0.625 \text{ in})^2}{4}$$

$$A_{st} = 4.2951 \text{ in}^2$$

Ratio - Capacity

$$\text{Ratio} = \frac{A_{min}}{A_{st}}$$

$$\text{Ratio} = \frac{(4.1472 \text{ in}^2)}{(4.2951 \text{ in}^2)}$$

Table 22.4.2.1

22.4.2.2, 10.6.1.1

<p>25.2.3</p> <p>25.7.2.2</p> <p>25.7.2.1</p>	<p style="text-align: center;">$Ratio = 0.96556$</p> <p>$s_{rebar} = \text{Min spacing of reinforcement,}$</p> $s_{rebar} = \text{Max}[1.5, (1.5 d_{bar})]$ $s_{rebar} = \text{Max}[1.5, (1.5 \times (0.625 \text{ in}))]$ $s_{rebar} = 1.5 \text{ in}$ <p>Ties:</p> <p>Since longitudinal reinforcement is \leq No. 10ø: Use #3(0.375 in)</p> <p>s_{ties} - Maximum spacing of ties,</p> $s_{ties} = \text{Min}[(16 d_{bar}), (48 d_{ties}), \text{Min}(D, b)]$ $s_{ties} = \text{Min}[(16 \times (0.625 \text{ in})), (48 \times (0.375 \text{ in})), \text{Min}((48 \text{ in}), (48 \text{ in}))]$ $s_{ties} = 10 \text{ in}$ <p>Summary:</p> <p style="text-align: center;">Main reinforcement: 14 - #5 (0.625 in) Ties: #3(0.375 in) - 10 in</p>	<p>Status: PASS Ratio: 0.970</p>
<p>22.4.2.2</p>	<p>Axial Compression Strength (ACI 318-19, LRFD)</p> <p>ϕP_N - Allowable axial compressive strength</p> $\phi P_N = \phi 0.80 [(0.85 f'_{ck} [A_g - A_{st}]) + (f_{yk} A_{st})]$ $\phi P_N = (0.65) \times 0.80 \times [(0.85 \times (2.5 \text{ ksi}) \times [(2304 \text{ in}^2) - (4.2951 \text{ in}^2)]) + ((60 \text{ ksi}) \times (4.2951 \text{ in}^2))]$ $\phi P_N = 2675.2 \text{ kip}$ <p><i>Ratio</i> - Capacity</p> $Ratio = \frac{P}{\phi P_N}$ $Ratio = \frac{(13.206 \text{ kip})}{(2675.2 \text{ kip})}$ $Ratio = 0.0049365$	<p>Status: PASS Ratio: 0.000</p>
<p>22.5.2.2</p> <p>22.5.5.1.3</p> <p>22.5.5.1.1</p>	<p>Shear Strength (ACI 318-19, LRFD)</p> <p>Parameters:</p> <p>$b_w = 48 \text{ in}$ - Effective width, d - Effective depth</p> $d = 0.80 D$ $d = 0.80 \times (48 \text{ in})$ $d = 38.4 \text{ in}$ <p>λ_s - size effect modification factor</p> $\lambda_s = \text{MIN} \left[\sqrt{\frac{2}{1 + \frac{d}{10}}}, 1 \right]$ $\lambda_s = \text{MIN} \left[\sqrt{\frac{2}{1 + \frac{(38.4 \text{ in})}{10}}}, 1 \right]$ $\lambda_s = 0.64282$ <p>The following variables were converted to be consistent with empirical formula $f'_{ck} = 2.5 \text{ ksi} \rightarrow 2500 \text{ psi}$,</p> <p>$V_{c,max}$ - Max shear strength of concrete</p> $V_{c,max} = 5 \lambda_s \sqrt{f'_{ck}} b_w d$ $V_{c,max} = 5 \times (0.64282) \times \sqrt{(2500 \text{ psi})} \times (48 \text{ in}) \times (38.4 \text{ in})$	

$$V_{c,max} = 296.21 \text{ kip}$$

22.5.5.1.1(a) The following variables were converted to be consistent with empirical formula $f'_{ck} = 2.5 \text{ ksi} \rightarrow 2500 \text{ psi}$, $P = 13.206 \text{ kip} \rightarrow 13206 \text{ lbf}$,
 $V_{c,a}$ - Shear strength of concrete (a)

$$V_{c,a} = \left[2 \lambda_s \sqrt{f'_{ck} + \frac{P}{6 A_g}} \right] b_w d$$

$$V_{c,a} = \left[2 \times (0.64282) \times \sqrt{(2500 \text{ psi}) + \frac{(13206 \text{ lbf})}{6 \times (2304 \text{ in}^2)}} \right] \times (48 \text{ in}) \times (38.4 \text{ in})$$

$$V_{c,a} = 120.25 \text{ kip}$$

22.5.5.1.2 The following variables were converted to be consistent with empirical formula $f'_{ck} = 2.5 \text{ ksi} \rightarrow 2500 \text{ psi}$,
 $V_{c,b}$ - Shear strength of concrete (b)

$$V_{c,b} = \left[2 \lambda_s \sqrt{f'_{ck} + (0.05 f'_{ck})} \right] b_w d$$

$$V_{c,b} = \left[2 \times (0.64282) \times \sqrt{(2500 \text{ psi}) + (0.05 \times (2500 \text{ psi}))} \right] \times (48 \text{ in}) \times (38.4 \text{ in})$$

$$V_{c,b} = 348.89 \text{ kip}$$

V_c - Governing shear strength of concrete

$$V_c = \text{Min}[V_{c,max}, V_{c,a}, V_{c,b}]$$

$$V_c = \text{Min}[(296.21 \text{ kip}), (120.25 \text{ kip}), (348.89 \text{ kip})]$$

$$V_c = 120.25 \text{ kip}$$

22.5.5.1.2 The following variables were converted to be consistent with empirical formula $f'_{ck} = 2.5 \text{ ksi} \rightarrow 2500 \text{ psi}$,
 $V_{s,a}$ - Shear strength of steel (a)

$$V_{s,a} = 8 \sqrt{f'_{ck}} b_w d$$

$$V_{s,a} = 8 \times \sqrt{(2500 \text{ psi})} \times (48 \text{ in}) \times (38.4 \text{ in})$$

$$V_{s,a} = 737.28 \text{ kip}$$

A_v - Ties rebar area,

$$A_v = \frac{\pi d_{ties}^2}{4}$$

$$A_v = \frac{\pi \times (0.375 \text{ in})^2}{4}$$

$$A_v = 0.11045 \text{ in}^2$$

22.5.8.5.3 $V_{s,b}$ - Shear strength of steel (b)

$$V_{s,b} = \frac{2 A_v f_{yw} d}{s_{ties}}$$

$$V_{s,b} = \frac{2 \times (0.11045 \text{ in}^2) \times (60 \text{ ksi}) \times (38.4 \text{ in})}{(10 \text{ in})}$$

$$V_{s,b} = 50.894 \text{ kip}$$

V_s - Governing shear strength of steel

$$V_s = \text{MIN}[V_{s,a}, V_{s,b}]$$

$$V_s = \text{MIN}[(737.28 \text{ kip}), (50.894 \text{ kip})]$$

$$V_s = 50.894 \text{ kip}$$

22.5.1.1 ϕV_n - Allowable shear strength

$$\phi V_n = \phi (V_c + V_s)$$

$$\phi V_n = (0.65) \times ((120.25 \text{ kip}) + (50.894 \text{ kip}))$$

$$\phi V_n = 111.24 \text{ kip}$$

Considering x-direction:

$V_{max} = 5.1336 \text{ kip}$ - Maximum shear force in the x-direction,

Ratio - Capacity

$$\text{Ratio} = \frac{V_{max}}{\phi V_n}$$

$$Ratio = \frac{(5.1336 \text{ kip})}{(111.24 \text{ kip})}$$

$$Ratio = 0.046148$$

Considering z-direction:

$V_{max} = 0.023637 \text{ kip}$ - Maximum shear force in the z-direction,

Ratio - Capacity

$$Ratio = \frac{V_{max}}{\phi V_n}$$

$$Ratio = \frac{(0.023637 \text{ kip})}{(111.24 \text{ kip})}$$

$$Ratio = 0.00021249$$

Status: **PASS**
Ratio: **0.050**

Status: **PASS**
Ratio: **0.000**

Flexural Strength (ACI 318-19, LRFD)

S_m - Section modulus

$$S_m = \frac{b D^2}{6}$$

$$S_m = \frac{(48 \text{ in}) \times (48 \text{ in})^2}{6}$$

$$S_m = 18432 \text{ in}^3$$

$\lambda = 1$ - Concrete modification factor (Normal concrete),

Allowable flexural strength:

M_n shall be the lesser of:

$\phi M_{n,1}$

$$\phi M_{n,1} = \phi \times 5 \times \lambda \times \sqrt{f'_c} \times S_m$$

$$\phi M_{n,1} = 0.65 \times 5 \times 1 \times \sqrt{(2.5 \text{ ksi})} \times 18432.001 \text{ in}^3$$

$$\phi M_{n,1} = 249.600 \text{ kipft}$$

14.5.2.1b

$\phi M_{n,2}$

$$\phi M_{n,2} = \phi \times 0.85 \times f'_{ck} \times S_m$$

$$\phi M_{n,2} = (0.65) \times 0.85 \times (2.5 \text{ ksi}) \times (18432 \text{ in}^3)$$

$$\phi M_{n,2} = 2121.6 \text{ kipft}$$

Therefore,

ϕM_n - Allowable flexural strength,

$$\phi M_n = \text{MIN}[\phi M_{n,1}, \phi M_{n,2}]$$

$$\phi M_n = \text{MIN}[(249.6 \text{ kipft}), (2121.6 \text{ kipft})]$$

$$\phi M_n = 249.6 \text{ kipft}$$

Considering x-direction:

$M_{max} = 13.881 \text{ kipft}$ - Maximum moment in the x-direction,

Ratio - Capacity

$$Ratio = \frac{M_{max}}{\phi M_n}$$

$$Ratio = \frac{(13.881 \text{ kipft})}{(249.6 \text{ kipft})}$$

$$Ratio = 0.055612$$

Status: **PASS**
Ratio: **0.060**

Considering z-direction:

$M_{max} = 0.058421 \text{ kipft}$ - Maximum moment in the z-direction,

Ratio - Capacity

$$Ratio = \frac{M_{max}}{\phi M_n}$$

$$\text{Ratio} = \frac{(0.058421 \text{ kipft})}{(249.6 \text{ kipft})}$$

$$\text{Ratio} = 0.00023406$$

Status: **PASS**
Ratio: **0.000**

REFERENCES	CALCULATIONS	RESULTS
------------	--------------	---------

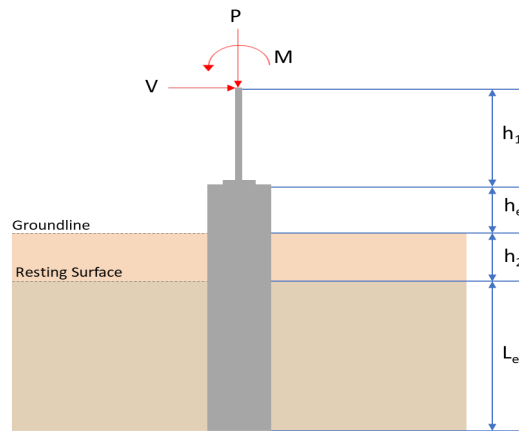
SkyCiv Foundation Design

Pile Foundation

Design Information :

Design code : IBC 2021 (International Building Code)
Unit System : Imperial

Pile Input



Geometry

Pile shape: rectangular

$b = 48$ in - Pile width

$D = 48$ in - Pile depth

$L = 5.5$ ft - Total pile length

$h_1 = 0$ ft - Lateral load height from the top of the pile,

$h_2 = 0$ ft - Depth to resisting surface

$h_e = 0$ ft - Length of pile above the ground

Tabulation of Soil Parameters

Layer	Label	Allowable Bearing Pressure (q_a) (psf)	Allowable Lateral Pressure (R) (psf/ft)
1	Sand, silty sand, clayey sand, silty gravel & clayey gravel	2000.000	150.000

Tabulation of Loads

Load Component	ASD	LRFD
P (kip)	7.653	11.395
V_x (kip)	-0.394	-0.658
V_z (kip)	-0.113	-0.171
M_x (kipft)	-0.382	-0.582
M_z (kipft)	12.566	21.807

Material Properties

$f'_{ck} = 2.5$ ksi - Concrete strength.

Required depth to resist lateral loads (ASD)

H - Point of application of the lateral load

$$H = h_1 + h_2 + h_e$$

$$H = (0 \text{ ft}) + (0 \text{ ft}) + (0 \text{ ft})$$

$$H = 0 \text{ ft}$$

Considering x-direction:

H_o - Lateral force per length of pile,

$$H_o = \frac{V_x}{1.57 D}$$

$$H_o = \frac{(-0.394 \text{ kip})}{1.57 \times (48 \text{ in})}$$

$$H_o = -0.062739 \text{ kip/ft}$$

M_o - Moment per length of pile,

$$M_o = \frac{M_z + (V_x H)}{1.57 D}$$

$$M_o = \frac{(12.566 \text{ kipft}) + ((-0.394 \text{ kip}) \times (0 \text{ ft}))}{1.57 \times (48 \text{ in})}$$

$$M_o = 2.001 \text{ kipft/ft}$$

Required depth of embedment in earth:

$$L_x^3 - \left(14.14 \times \frac{H_o \times L_x}{R} \right) - \left(18.85 \times \frac{M_o}{R} \right) = 0$$

Solving the cubic equation:

$L_{e,x} = 5.1988 \text{ ft}$ - Required depth in x-direction,

Considering z-direction:

H_o - Lateral force per length of pile,

$$H_o = \frac{V_z}{1.57 b}$$

$$H_o = \frac{(-0.113 \text{ kip})}{1.57 \times (48 \text{ in})}$$

$$H_o = -0.017994 \text{ kip/ft}$$

M_o - Moment per length of pile,

$$M_o = \frac{M_x + (V_z H)}{1.57 b}$$

$$M_o = \frac{(0.382 \text{ kipft}) + ((-0.113 \text{ kip}) \times (0 \text{ ft}))}{1.57 \times (48 \text{ in})}$$

$$M_o = 0.060828 \text{ kipft/ft}$$

Required depth of embedment in earth:

$$L_z^3 - \left(14.14 \times \frac{H_o \times L_z}{R} \right) - \left(18.85 \times \frac{M_o}{R} \right) = 0$$

Solving the cubic equation:

$L_{e,z} = 1.4835 \text{ ft}$ - Required depth in z-direction,

Minimum embedded depth required:

$L_{e,req}$ - Depth of pile required,

$$L_{e,req} = \text{MAX}[L_{e,x}, L_{e,z}]$$

$$L_{e,req} = \text{MAX}[(5.1988 \text{ ft}), (1.4835 \text{ ft})]$$

$$L_{e,req} = 5.199 \text{ ft}$$

L_e - Actual embedded length of pile,

$$L_e = L - h_e - h_2$$

$$L_e = (5.5 \text{ ft}) - (0 \text{ ft}) - (0 \text{ ft})$$

$$L_e = 5.5 \text{ ft}$$

Ratio - Embedded depth

$$\text{Ratio} = \frac{L_{e,req}}{L_e}$$

$$\text{Ratio} = \frac{(5.199 \text{ ft})}{(5.5 \text{ ft})}$$

$$\text{Ratio} = 0.94527$$

Status: **PASS**
Ratio: **0.950**

End-bearing Capacity (ASD)

A - Pile cross-section area

$$A = b D$$

$$A = (48 \text{ in}) \times (48 \text{ in})$$

$$A = 16 \text{ ft}^2$$

q - End-bearing pressure

$$q = \frac{P_v}{A}$$

$$q = \frac{(7.653 \text{ kip})}{(16 \text{ ft}^2)}$$

$$q = 0.47831 \text{ kip/ft}^2$$

Check bearing capacity ratio:

Ratio - Capacity

$$\text{Ratio} = \frac{q}{q_a}$$

$$\text{Ratio} = \frac{(0.47831 \text{ kip/ft}^2)}{(2000 \text{ psf})}$$

$$\text{Ratio} = 0.23916$$

Status: **PASS**
Ratio: **0.240**

Czerniak

Lateral Soil Pressure (ASD):

L/D - Length to least lateral dimension ratio,

$$L/D = \frac{L}{D}$$

$$L/D = \frac{(5.5 \text{ ft})}{(48 \text{ in})}$$

$$L/D = 1.375$$

Since $L/D \leq 10$,

Pile is short.

Considering x-direction:

$H_o = -0.062739 \text{ kip/ft}$ - Lateral force per length of pile,

$M_o = 2.001 \text{ kipft/ft}$ - Overturning moment per length of pile,

a - Distance from resting surface to pivot point,

$$a = \frac{(4 M_o L_e) + (3 H_o L_e^2)}{(6 M_o) + (4 H_o L_e)}$$

$$a = \frac{(4 \times (2.001 \text{ kipft/ft}) \times (5.5 \text{ ft})) + (3 \times (-0.062739 \text{ kip/ft}) \times (5.5 \text{ ft})^2)}{(6 \times (2.001 \text{ kipft/ft})) + (4 \times (-0.062739 \text{ kip/ft}) \times (5.5 \text{ ft}))}$$

$$a = 3.7139 \text{ ft}$$

p - Earth pressure against the pile at distance $a/2$ from resting surface,

$$p = \frac{0.75 [(4 M_o) + (3 H_o L_e)]^2}{L_e^2 [(3 M_o) + (2 H_o L_e)]}$$

$$p = \frac{0.75 \times [(4 \times (2.001 \text{ kipft/ft})) + (3 \times (-0.062739 \text{ kip/ft}) \times (5.5 \text{ ft}))]^2}{(5.5 \text{ ft})^2 \times [(3 \times (2.001 \text{ kipft/ft})) + (2 \times (-0.062739 \text{ kip/ft}) \times (5.5 \text{ ft}))]}$$

$$p = 0.22663 \text{ kip/ft}^2$$

s - Earth pressure against the pile at distance L_e ,

$$s = \frac{6 [(2 M_o) + (H_o L_e)]}{L_e^2}$$

$$s = \frac{6 \times [(2 \times (2.001 \text{ kipft/ft})) + ((-0.062739 \text{ kip/ft}) \times (5.5 \text{ ft}))]}{(5.5 \text{ ft})^2}$$

$$s = 0.72533 \text{ kip/ft}^2$$

Check lateral soil pressure capacity:

p_a - Allowable lateral soil pressure at depth $a/2$,

$$p_a = R \frac{a}{2}$$

$$p_a = (150 \text{ psf/ft}) \times \frac{(3.7139 \text{ ft})}{2}$$

$$p_a = 0.27854 \text{ kip/ft}^2$$

Ratio - Lateral soil capacity

$$\text{Ratio} = \frac{p}{p_a}$$

$$\text{Ratio} = \frac{(0.22663 \text{ kip/ft}^2)}{(0.27854 \text{ kip/ft}^2)}$$

$$\text{Ratio} = 0.81361$$

p_s - Allowable lateral soil pressure at depth L_e ,

$$p_s = R L_e$$

$$p_s = (150 \text{ psf/ft}) \times (5.5 \text{ ft})$$

$$p_s = 0.825 \text{ kip/ft}^2$$

Ratio - Lateral soil capacity

$$\text{Ratio} = \frac{s}{p_s}$$

$$\text{Ratio} = \frac{(0.72533 \text{ kip/ft}^2)}{(0.825 \text{ kip/ft}^2)}$$

$$\text{Ratio} = 0.87918$$

Status: **PASS**
Ratio: **0.810**

Status: **PASS**
Ratio: **0.880**

Considering z-direction:

$H_o = -0.017994 \text{ kip/ft}$ - Lateral force per length of pile,

$M_o = 0.060828 \text{ kipft/ft}$ - Overturning moment per length of pile,

a - Distance from resting surface to pivot point,

$$a = \frac{(4 M_o L_e) + (3 H_o L_e^2)}{(6 M_o) + (4 H_o L_e)}$$

$$a = \frac{(4 \times (0.060828 \text{ kipft/ft}) \times (5.5 \text{ ft})) + (3 \times (-0.017994 \text{ kip/ft}) \times (5.5 \text{ ft})^2)}{(6 \times (0.060828 \text{ kipft/ft})) + (4 \times (-0.017994 \text{ kip/ft}) \times (5.5 \text{ ft}))}$$

$$a = 3.9051 \text{ ft}$$

p - Earth pressure against the pile at distance $a/2$ from resting surface,

$$p = \frac{0.75 [(4 M_o) + (3 H_o L_e)]^2}{L_e^2 [(3 M_o) + (2 H_o L_e)]}$$

$$p = \frac{0.75 \times [(4 \times (0.060828 \text{ kipft/ft})) + (3 \times (-0.017994 \text{ kip/ft}) \times (5.5 \text{ ft}))]^2}{(5.5 \text{ ft})^2 \times [(3 \times (0.060828 \text{ kipft/ft})) + (2 \times (-0.017994 \text{ kip/ft}) \times (5.5 \text{ ft}))]}$$

$$p = -0.0046087 \text{ kip/ft}^2$$

s - Earth pressure against the pile at distance L_e ,

$$s = \frac{6 [(2 M_o) + (H_o L_e)]}{L_e^2}$$

$$s = \frac{6 \times [(2 \times (0.060828 \text{ kipft/ft})) + ((-0.017994 \text{ kip/ft}) \times (5.5 \text{ ft}))]}{(5.5 \text{ ft})^2}$$

$$s = 0.0045007 \text{ kip/ft}^2$$

Check lateral soil pressure capacity:

p_a - Allowable lateral soil pressure at depth $a/2$,

$$p_a = R \frac{a}{2}$$

$$p_a = (150 \text{ psf/ft}) \times \frac{(3.9051 \text{ ft})}{2}$$

$$p_a = 0.29289 \text{ kip/ft}^2$$

Ratio - Lateral soil capacity

$$\text{Ratio} = \frac{p}{p_a}$$

$$\text{Ratio} = \frac{(-0.0046087 \text{ kip/ft}^2)}{(0.29289 \text{ kip/ft}^2)}$$

$$Ratio = -0.015735$$

p_s - Allowable lateral soil pressure at depth L_e ,

$$p_s = R L_e$$

$$p_s = (150 \text{ psf/ft}) \times (5.5 \text{ ft})$$

$$p_s = 0.825 \text{ kip/ft}^2$$

Ratio - Lateral soil capacity

$$Ratio = \frac{s}{p_s}$$

$$Ratio = \frac{(0.0045007 \text{ kip/ft}^2)}{(0.825 \text{ kip/ft}^2)}$$

$$Ratio = 0.0054554$$

Status: **PASS**
Ratio: **-0.020**

Status: **PASS**
Ratio: **0.010**



Shear force and Bending moment (x-direction, LRFD)

H_o - Lateral force per length of pile,

$$H_o = \frac{V_x}{1.57 D}$$

$$H_o = \frac{(-0.658 \text{ kip})}{1.57 \times (48 \text{ in})}$$

$$H_o = -0.10478 \text{ kip/ft}$$

M_o - Moment per length of pile,

$$M_o = \frac{M_z + (V_x H)}{1.57 D}$$

$$M_o = \frac{(21.807 \text{ kipft}) + ((-0.658 \text{ kip}) \times (0 \text{ ft}))}{1.57 \times (48 \text{ in})}$$

$$M_o = 3.4725 \text{ kipft/ft}$$

E - Distance from lateral load to resisting surface,

$$E = \frac{M_o}{H_o}$$

$$E = \frac{(3.4725 \text{ kipft/ft})}{(-0.10478 \text{ kip/ft})}$$

$$E = 33.141 \text{ ft}$$

a - Distance from resting surface to pivot point,

$$a = \frac{(4 M_o L_e) + (3 H_o L_e^2)}{(6 M_o) + (4 H_o L_e)}$$

$$a = \frac{(4 \times (3.4725 \text{ kipft/ft}) \times (5.5 \text{ ft})) + (3 \times (-0.10478 \text{ kip/ft}) \times (5.5 \text{ ft})^2)}{(6 \times (3.4725 \text{ kipft/ft})) + (4 \times (-0.10478 \text{ kip/ft}) \times (5.5 \text{ ft}))}$$

$$a = \frac{(-0.10478 \text{ kip/ft}) \times (5.5 \text{ ft})}{(6 \times (3.4725 \text{ kipft/ft})) + (4 \times (-0.10478 \text{ kip/ft}) \times (5.5 \text{ ft}))}$$

$$a = 3.7123 \text{ ft}$$

V_{max} - Max shear force located at depth a ,

$$V_{max} = (H_o D) \left[1 - \left[3 \left(\frac{4E}{L_e} + 3 \right) \left(\frac{a}{L_e} \right)^2 \right] + \left[4 \left(\frac{3E}{L_e} + 2 \right) \left(\frac{a}{L_e} \right)^3 \right] \right]$$

$$V_{max} = ((-0.10478 \text{ kip/ft}) \times (48 \text{ in})) \times \left[1 - \left[3 \times \left(\frac{4 \times (33.141 \text{ ft})}{(5.5 \text{ ft})} + 3 \right) \times \left(\frac{(3.7123 \text{ ft})}{(5.5 \text{ ft})} \right)^2 \right] + \left[4 \times \left(\frac{3 \times (33.141 \text{ ft})}{(5.5 \text{ ft})} + 2 \right) \times \left(\frac{(3.7123 \text{ ft})}{(5.5 \text{ ft})} \right)^3 \right] \right]$$

$$V_{max} = 4.7558 \text{ kip}$$

M_{max} - Max bending moment located at depth $a/2$,

$$M_{max} = (H_o D L_e) \left[\left(\frac{E}{L_e} + \frac{a}{2 L_e} \right) - \left[\left(\frac{4E}{L_e} + 3 \right) \left(\frac{a}{2 L_e} \right)^3 \right] + \left[\left(\frac{3E}{L_e} + 2 \right) \left(\frac{a}{2 L_e} \right)^4 \right] \right]$$

$$M_{max} = ((-0.10478 \text{ kip/ft}) \times (48 \text{ in}) \times (5.5 \text{ ft})) \times \left[\left(\frac{(33.141 \text{ ft})}{(5.5 \text{ ft})} + \frac{(3.7123 \text{ ft})}{2 \times (5.5 \text{ ft})} \right) - \left[\left(\frac{4 \times (33.141 \text{ ft})}{(5.5 \text{ ft})} + 3 \right) \times \left(\frac{(3.7123 \text{ ft})}{(2 \times (5.5 \text{ ft}))} \right)^3 \right] + \left[\left(\frac{3 \times (33.141 \text{ ft})}{(5.5 \text{ ft})} + 2 \right) \times \left(\frac{(3.7123 \text{ ft})}{(2 \times (5.5 \text{ ft}))} \right)^4 \right] \right]$$

$$M_{max} = 12.867 \text{ kipft}$$

Shear force and Bending moment (z-direction, LRFD)

H_o - Lateral force per length of pile,

$$H_o = \frac{V_z}{1.57 b}$$

$$H_o = \frac{(-0.171 \text{ kip})}{1.57 \times (48 \text{ in})}$$

$$H_o = -0.027229 \text{ kip/ft}$$

M_o - Moment per length of pile,

$$M_o = \frac{M_x + (V_z H)}{1.57 b}$$

$$M_o = \frac{(0.582 \text{ kipft}) + ((-0.171 \text{ kip}) \times (0 \text{ ft}))}{1.57 \times (48 \text{ in})}$$

$$M_o = 0.092675 \text{ kipft/ft}$$

E - Distance from lateral load to resisting surface,

$$E = \frac{M_o}{H_o}$$

$$E = \frac{(0.092675 \text{ kipft/ft})}{(-0.027229 \text{ kip/ft})}$$

$$E = 3.4035 \text{ ft}$$

a - Distance from resting surface to pivot point,

$$a = \frac{(4 M_o L_e) + (3 H_o L_e^2)}{(6 M_o) + (4 H_o L_e)}$$

$$a = \frac{(4 \times (0.092675 \text{ kipft/ft}) \times (5.5 \text{ ft})) + (3 \times (-0.027229 \text{ kip/ft}) \times (5.5 \text{ ft})^2)}{(6 \times (0.092675 \text{ kipft/ft})) + (4 \times (-0.027229 \text{ kip/ft}) \times (5.5 \text{ ft}))}$$

$$a = 3.9044 \text{ ft}$$

V_{max} - Max shear force located at depth a ,

$$V_{max} = (H_o b) \left[1 - \left[3 \left(\frac{4E}{L_e} + 3 \right) \left(\frac{a}{L_e} \right)^2 \right] + \left[4 \left(\frac{3E}{L_e} + 2 \right) \left(\frac{a}{L_e} \right)^3 \right] \right]$$

$$V_{max} = ((-0.027229 \text{ kip/ft}) \times (48 \text{ in})) \times \left[1 - \left[3 \times \left(\frac{4 \times (3.4035 \text{ ft})}{(5.5 \text{ ft})} + 3 \right) \times \left(\frac{(3.9044 \text{ ft})}{(5.5 \text{ ft})} \right)^2 \right] \right. \\ \left. + \left[4 \times \left(\frac{3 \times (3.4035 \text{ ft})}{(5.5 \text{ ft})} + 2 \right) \times \left(\frac{(3.9044 \text{ ft})}{(5.5 \text{ ft})} \right)^3 \right] \right]$$

$$V_{max} = 0.19161 \text{ kip}$$

M_{max} - Max bending moment located at depth $a/2$,

$$M_{max} = (H_o \ b \ L_e) \left[\left(\frac{E}{L_e} + \frac{a}{2 L_e} \right) \right. \\ \left. - \left[\left(\frac{4E}{L_e} + 3 \right) \left(\frac{a}{2 L_e} \right)^3 \right] + \left[\left(\frac{3E}{L_e} + 2 \right) \left(\frac{a}{2 L_e} \right)^4 \right] \right]$$

$$M_{max} = ((-0.027229 \text{ kip/ft}) \times (48 \text{ in}) \times (5.5 \text{ ft})) \times \left[\left(\frac{(3.4035 \text{ ft})}{(5.5 \text{ ft})} + \frac{(3.9044 \text{ ft})}{2 \times (5.5 \text{ ft})} \right) \right. \\ \left. - \left[\left(\frac{4 \times (3.4035 \text{ ft})}{(5.5 \text{ ft})} + 3 \right) \times \left(\frac{(3.9044 \text{ ft})}{2 \times (5.5 \text{ ft})} \right)^3 \right] + \left[\left(\frac{3 \times (3.4035 \text{ ft})}{(5.5 \text{ ft})} + 2 \right) \times \left(\frac{(3.9044 \text{ ft})}{2 \times (5.5 \text{ ft})} \right)^4 \right] \right]$$

$$M_{max} = 0.47333 \text{ kipft}$$

Minimum Reinforcement Check (LRFD)

Parameters:

$f'_{ck} = 2.5 \text{ ksi}$ - Concrete strength,

$f_{yk} = 60 \text{ ksi}$ - Longitudinal reinforcement strength,

$\phi = 0.65$ - Reduction factor for axial strength,

$\alpha = 0.8$ - Alpha factor for axial strength,

$A_g = 2304 \text{ in}^2$ - Gross area of concrete,

Longitudinal reinforcement:

Required reinforcement due to axial load, $A_{st,required}$

$A_{st,required}$

$$A_{st,required} = \text{Min} \left[\frac{\frac{P}{\phi \alpha} - (0.85 f'_{ck} A_g)}{f_{yk} - (0.85 f'_{ck})}, (0.08 A_g) \right]$$

$$A_{st,required} = \text{Min} \left[\frac{\frac{(11.395 \text{ kip})}{(0.65) \times (0.8)} - (0.85 \times (2.5 \text{ ksi}) \times (2304 \text{ in}^2))}{(60 \text{ ksi}) - (0.85 \times (2.5 \text{ ksi}))}, (0.08 \times (2304 \text{ in}^2)) \right]$$

$$A_{st,required} = -84.217 \text{ in}^2$$

A_{min} - Governing minimum reinforcement area,

$$A_{min} = \text{Max} [A_{st,required}, (0.0018 A_g)]$$

$$A_{min} = \text{Max} [(-84.217 \text{ in}^2), (0.0018 \times (2304 \text{ in}^2))]$$

$$A_{min} = 4.1472 \text{ in}^2$$

n_{rebar} - Required number of reinforcement,

$$n_{rebar} = \frac{A_{min}}{A_{rebar}}$$

$$n_{rebar} = \frac{(4.1472 \text{ in}^2)}{(0.3068 \text{ in}^2)}$$

$$n_{rebar} = 14$$

A_{st} - Actual total reinforcement area,

$$A_{st} = n_{rebar} \frac{\pi d_{bar}^2}{4}$$

$$A_{st} = (14) \times \frac{\pi \times (0.625 \text{ in})^2}{4}$$

$$A_{st} = 4.2951 \text{ in}^2$$

Ratio - Capacity

$$\text{Ratio} = \frac{A_{min}}{A_{st}}$$

$$\text{Ratio} = \frac{(4.1472 \text{ in}^2)}{(4.2951 \text{ in}^2)}$$

Table 22.4.2.1

22.4.2.2, 10.6.1.1

<p>25.2.3</p> <p>25.7.2.2</p> <p>25.7.2.1</p>	<p style="text-align: center;">$Ratio = 0.96556$</p> <p>$s_{rebar} = \text{Min spacing of reinforcement,}$</p> $s_{rebar} = \text{Max}[1.5, (1.5 d_{bar})]$ $s_{rebar} = \text{Max}[1.5, (1.5 \times (0.625 \text{ in}))]$ $s_{rebar} = 1.5 \text{ in}$ <p>Ties:</p> <p>Since longitudinal reinforcement is \leq No. 10: Use #3(0.375 in)</p> <p>s_{ties} - Maximum spacing of ties,</p> $s_{ties} = \text{Min}[(16 d_{bar}), (48 d_{ties}), \text{Min}(D, b)]$ $s_{ties} = \text{Min}[(16 \times (0.625 \text{ in})), (48 \times (0.375 \text{ in})), \text{Min}((48 \text{ in}), (48 \text{ in}))]$ $s_{ties} = 10 \text{ in}$ <p>Summary:</p> <p style="text-align: center;">Main reinforcement: 14 - #5 (0.625 in) Ties: #3(0.375 in) - 10 in</p>	<p>Status: PASS Ratio: 0.970</p>
<p>22.4.2.2</p>	<p>Axial Compression Strength (ACI 318-19, LRFD)</p> <p>ϕP_N - Allowable axial compressive strength</p> $\phi P_N = \phi 0.80 [(0.85 f'_{ck} [A_g - A_{st}]) + (f_{yk} A_{st})]$ $\phi P_N = (0.65) \times 0.80 \times [(0.85 \times (2.5 \text{ ksi}) \times [(2304 \text{ in}^2) - (4.2951 \text{ in}^2)]) + ((60 \text{ ksi}) \times (4.2951 \text{ in}^2))]$ $\phi P_N = 2675.2 \text{ kip}$ <p><i>Ratio</i> - Capacity</p> $Ratio = \frac{P}{\phi P_N}$ $Ratio = \frac{(11.395 \text{ kip})}{(2675.2 \text{ kip})}$ $Ratio = 0.0042595$	<p>Status: PASS Ratio: 0.000</p>
<p>22.5.2.2</p> <p>22.5.5.1.3</p> <p>22.5.5.1.1</p>	<p>Shear Strength (ACI 318-19, LRFD)</p> <p>Parameters:</p> <p>$b_w = 48 \text{ in}$ - Effective width, d - Effective depth</p> $d = 0.80 D$ $d = 0.80 \times (48 \text{ in})$ $d = 38.4 \text{ in}$ <p>λ_s - size effect modification factor</p> $\lambda_s = \text{MIN} \left[\sqrt{\frac{2}{1 + \frac{d}{10}}}, 1 \right]$ $\lambda_s = \text{MIN} \left[\sqrt{\frac{2}{1 + \frac{(38.4 \text{ in})}{10}}}, 1 \right]$ $\lambda_s = 0.64282$ <p>The following variables were converted to be consistent with empirical formula $f'_{ck} = 2.5 \text{ ksi} \rightarrow 2500 \text{ psi}$,</p> <p>$V_{c,max}$ - Max shear strength of concrete</p> $V_{c,max} = 5 \lambda_s \sqrt{f'_{ck}} b_w d$ $V_{c,max} = 5 \times (0.64282) \times \sqrt{(2500 \text{ psi})} \times (48 \text{ in}) \times (38.4 \text{ in})$	

$$V_{c,max} = 296.21 \text{ kip}$$

22.5.5.1.1(a) The following variables were converted to be consistent with empirical formula $f'_{ck} = 2.5 \text{ ksi} \rightarrow 2500 \text{ psi}$, $P = 11.395 \text{ kip} \rightarrow 11395 \text{ lbf}$,
 $V_{c,a}$ - Shear strength of concrete (a)

$$V_{c,a} = \left[2 \lambda_s \sqrt{f'_{ck} + \frac{P}{6 A_g}} \right] b_w d$$

$$V_{c,a} = \left[2 \times (0.64282) \times \sqrt{(2500 \text{ psi}) + \frac{(11395 \text{ lbf})}{6 \times (2304 \text{ in}^2)}} \right] \times (48 \text{ in}) \times (38.4 \text{ in})$$

$$V_{c,a} = 120 \text{ kip}$$

22.5.5.1.2 The following variables were converted to be consistent with empirical formula $f'_{ck} = 2.5 \text{ ksi} \rightarrow 2500 \text{ psi}$,
 $V_{c,b}$ - Shear strength of concrete (b)

$$V_{c,b} = \left[2 \lambda_s \sqrt{f'_{ck} + (0.05 f'_{ck})} \right] b_w d$$

$$V_{c,b} = \left[2 \times (0.64282) \times \sqrt{(2500 \text{ psi}) + (0.05 \times (2500 \text{ psi}))} \right] \times (48 \text{ in}) \times (38.4 \text{ in})$$

$$V_{c,b} = 348.89 \text{ kip}$$

V_c - Governing shear strength of concrete

$$V_c = \text{Min} [V_{c,max}, V_{c,a}, V_{c,b}]$$

$$V_c = \text{Min} [(296.21 \text{ kip}), (120 \text{ kip}), (348.89 \text{ kip})]$$

$$V_c = 120 \text{ kip}$$

22.5.1.2 The following variables were converted to be consistent with empirical formula $f'_{ck} = 2.5 \text{ ksi} \rightarrow 2500 \text{ psi}$,
 $V_{s,a}$ - Shear strength of steel (a)

$$V_{s,a} = 8 \sqrt{f'_{ck}} b_w d$$

$$V_{s,a} = 8 \times \sqrt{(2500 \text{ psi})} \times (48 \text{ in}) \times (38.4 \text{ in})$$

$$V_{s,a} = 737.28 \text{ kip}$$

A_v - Ties rebar area,

$$A_v = \frac{\pi d_{ties}^2}{4}$$

$$A_v = \frac{\pi \times (0.375 \text{ in})^2}{4}$$

$$A_v = 0.11045 \text{ in}^2$$

22.5.8.5.3 $V_{s,b}$ - Shear strength of steel (b)

$$V_{s,b} = \frac{2 A_v f_{yw} d}{s_{ties}}$$

$$V_{s,b} = \frac{2 \times (0.11045 \text{ in}^2) \times (60 \text{ ksi}) \times (38.4 \text{ in})}{(10 \text{ in})}$$

$$V_{s,b} = 50.894 \text{ kip}$$

V_s - Governing shear strength of steel

$$V_s = \text{MIN} [V_{s,a}, V_{s,b}]$$

$$V_s = \text{MIN} [(737.28 \text{ kip}), (50.894 \text{ kip})]$$

$$V_s = 50.894 \text{ kip}$$

22.5.1.1 ϕV_n - Allowable shear strength

$$\phi V_n = \phi (V_c + V_s)$$

$$\phi V_n = (0.65) \times ((120 \text{ kip}) + (50.894 \text{ kip}))$$

$$\phi V_n = 111.08 \text{ kip}$$

Considering x-direction:

$V_{max} = 4.7558 \text{ kip}$ - Maximum shear force in the x-direction,

$Ratio$ - Capacity

$$Ratio = \frac{V_{max}}{\phi V_n}$$

$$Ratio = \frac{(4.7558 \text{ kip})}{(111.08 \text{ kip})}$$

$$Ratio = 0.042813$$

Considering z-direction:

$V_{max} = 0.19161 \text{ kip}$ - Maximum shear force in the z-direction,

$Ratio$ - Capacity

$$Ratio = \frac{V_{max}}{\phi V_n}$$

$$Ratio = \frac{(0.19161 \text{ kip})}{(111.08 \text{ kip})}$$

$$Ratio = 0.0017249$$

Status: **PASS**
Ratio: **0.040**

Status: **PASS**
Ratio: **0.000**

Flexural Strength (ACI 318-19, LRFD)

S_m - Section modulus

$$S_m = \frac{b D^2}{6}$$

$$S_m = \frac{(48 \text{ in}) \times (48 \text{ in})^2}{6}$$

$$S_m = 18432 \text{ in}^3$$

$\lambda = 1$ - Concrete modification factor (Normal concrete),

Allowable flexural strength:

M_n shall be the lesser of:

$\phi M_{n,1}$

$$\phi M_{n,1} = \phi \times 5 \times \lambda \times \sqrt{f'_c} \times S_m$$

$$\phi M_{n,1} = 0.65 \times 5 \times 1 \times \sqrt{(2.5 \text{ ksi})} \times 18432.001 \text{ in}^3$$

$$\phi M_{n,1} = 249.600 \text{ kipft}$$

14.5.2.1b

$\phi M_{n,2}$

$$\phi M_{n,2} = \phi \times 0.85 \times f'_{ck} \times S_m$$

$$\phi M_{n,2} = (0.65) \times 0.85 \times (2.5 \text{ ksi}) \times (18432 \text{ in}^3)$$

$$\phi M_{n,2} = 2121.6 \text{ kipft}$$

Therefore,

ϕM_n - Allowable flexural strength,

$$\phi M_n = \text{MIN}[\phi M_{n,1}, \phi M_{n,2}]$$

$$\phi M_n = \text{MIN}[(249.6 \text{ kipft}), (2121.6 \text{ kipft})]$$

$$\phi M_n = 249.6 \text{ kipft}$$

Considering x-direction:

$M_{max} = 12.867 \text{ kipft}$ - Maximum moment in the x-direction,

$Ratio$ - Capacity

$$Ratio = \frac{M_{max}}{\phi M_n}$$

$$Ratio = \frac{(12.867 \text{ kipft})}{(249.6 \text{ kipft})}$$

$$Ratio = 0.051549$$

Status: **PASS**
Ratio: **0.050**

Considering z-direction:

$M_{max} = 0.47333 \text{ kipft}$ - Maximum moment in the z-direction,

$Ratio$ - Capacity

$$Ratio = \frac{M_{max}}{\phi M_n}$$

$$\text{Ratio} = \frac{(0.47333 \text{ kipft})}{(249.6 \text{ kipft})}$$

$$\text{Ratio} = 0.0018963$$

Status: **PASS**
Ratio: **0.000**