

Project Name: MTSOLAR_2K8I73L6ALK6B - 5x9 -

6ftsquare - V1Jb

Location: 1027 159th Ave, New Richmond, WI 54017, USA

Unique ID: 4P-17-8TOP-HD-57-L-5Hx9W-6K9B


Dealer: _____

Date: Tue Jan 28 2025

Number of Modules: 45

Number of Poles: 4

Date Sold: _____



Array Dimensions N/S	18.79 ft
Array Dimensions E/W	68.10 ft
Winter Tilt Angle	50
Front Edge Clearance	5 ft

MT Solar Bill of Materials (4P-17-8TOP-HD-57-L-5Hx9W-6K9B)

Part	Short Description	BOM Qty
MTS-PC-8	8IN Pole Cap Assembly	4
MTS-HF-HD	H-Frame Assembly-HD	4
MTS-HD-Wing-57	57IN HD Wing	4
MTS-HD-Splice-57	57IN HD Splice	12
MTS-CLAMP-ANGLE-4PK	Angle Clamp	9

Rail Bill of Materials

Part	Qty
Rails (223in)	18
Rail Attachment	72
Module Mid Clamp	72
Module End Clamp	36
Ground Lug	9

Site Details:



Site Address: 1027 159th Ave, New Richmond, WI 54017, USA

Array Specification

Duty Classification:	HD
Module Width:	44.60 in
Module Length:	89.80in
Number of Rows:	5
Number of Columns:	9
Total Number of Modules:	45
Winter Tilt Angle:	50
Front Edge Clearance:	5
Total Array Height at Tilt:	19.40 ft
Total Frame Length:	68.00 ft
Frame Weight:	4564 lbs
Array Dimensions N/S:	18.79 ft
Array Dimensions E/W:	68.10 ft
Rail Length:	225.50 in
Rail Spacing:	3.78 ft

Support Specifications

Pole Size:	8in Pipe Sch 40
Pole Length above Grade:	12.20 ft
Number of Poles:	4
Pole Spacing:	17 ft

Foundation Specifications

Foundation Type:	Square
Foundation Dimensions:	72 x 72 in
Foundation Depth (below grade):	Pile 1: 6.50 ft Pile 2: 6.50 ft Pile 3: 6.50 ft Pile 4: 6.50 ft
Foundation Volume:	34.667 y ³

Site Info

Risk Category:	I
Exposure:	C
Soil Classification:	sand
Site Location:	1027 159th Ave, New Richmond, WI 54017, USA
Wind Speed:	102 mph

Snow Load:

50 psf

Design Disclaimer

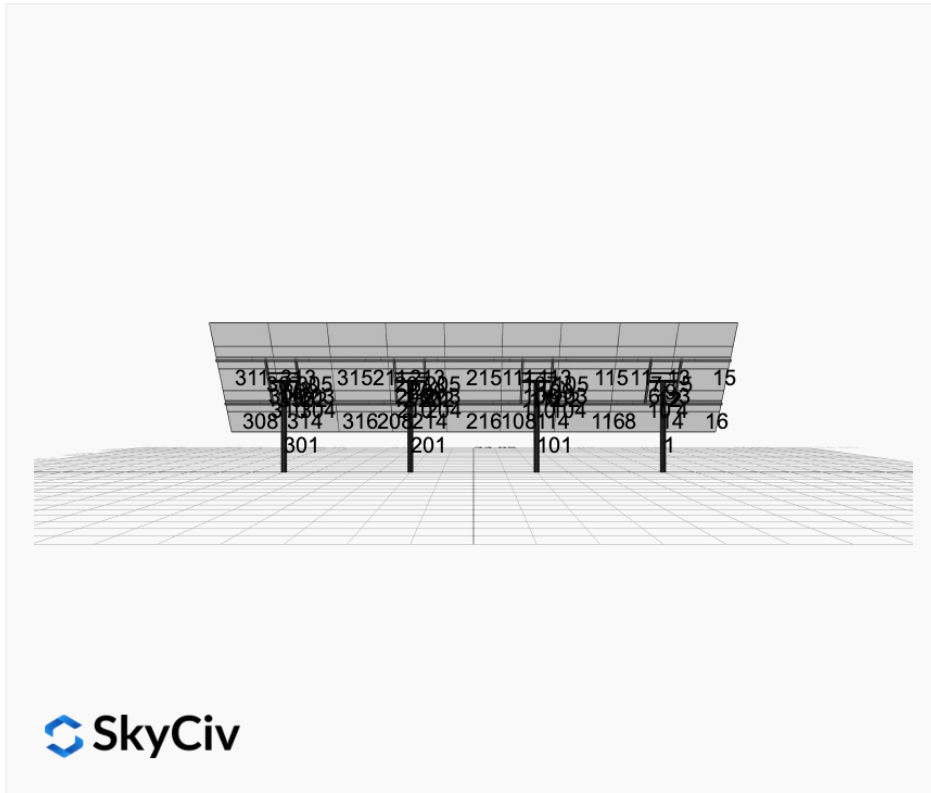
This software should be used for preliminary designs and should not be used as a final design unless reviewed, verified and designed by a qualified structural engineer.

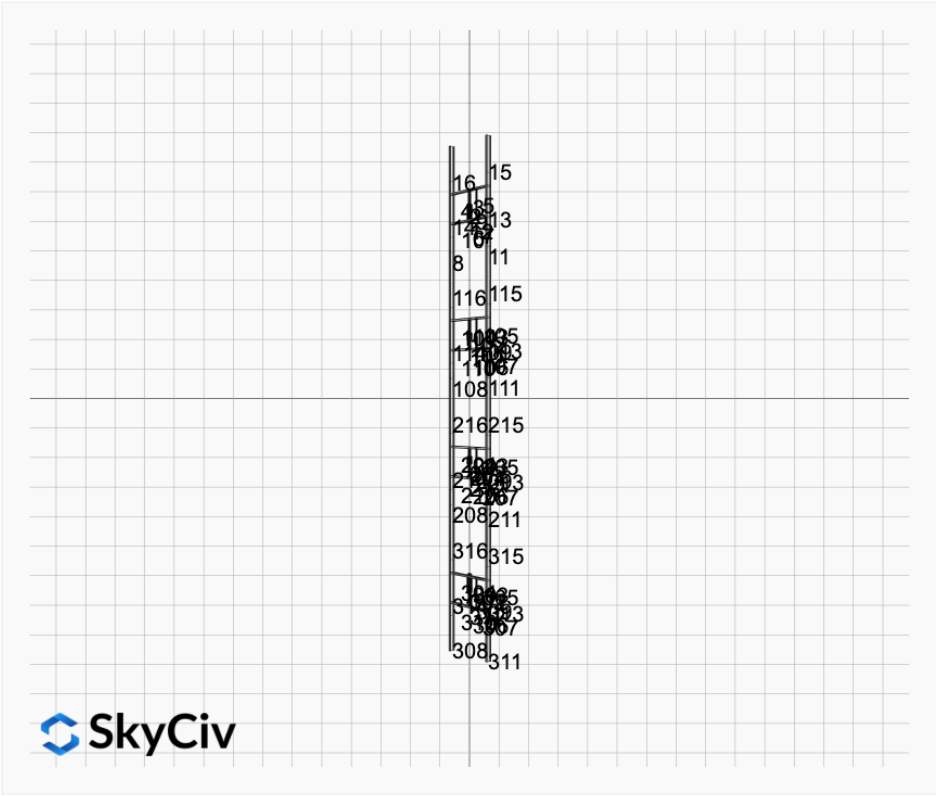
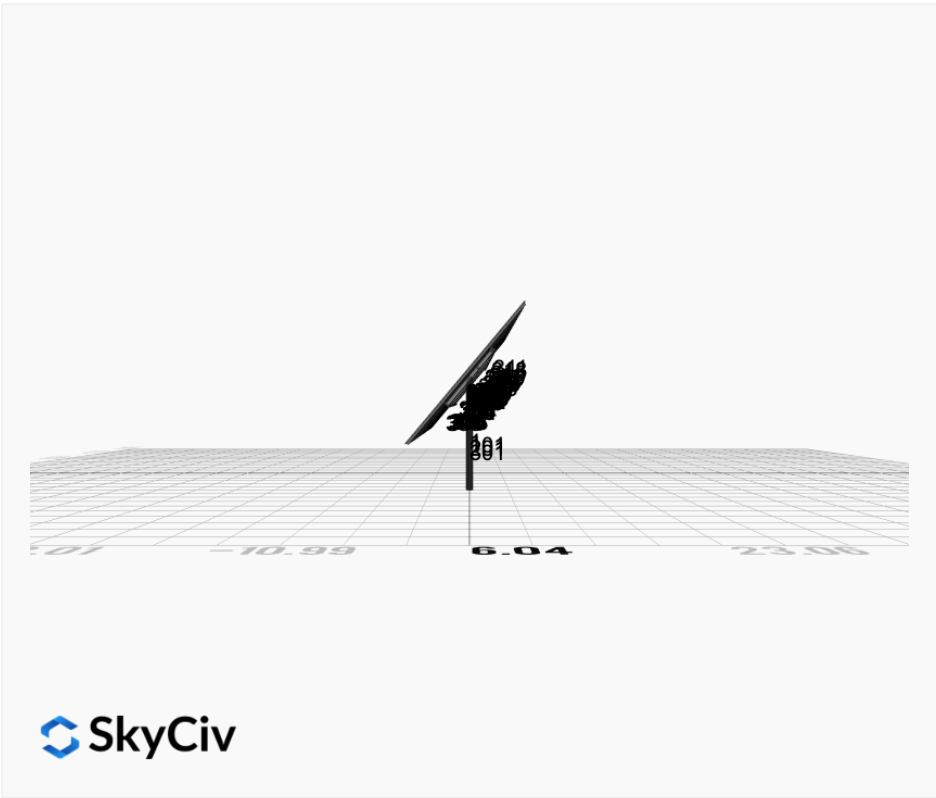
AutoDesigner Input


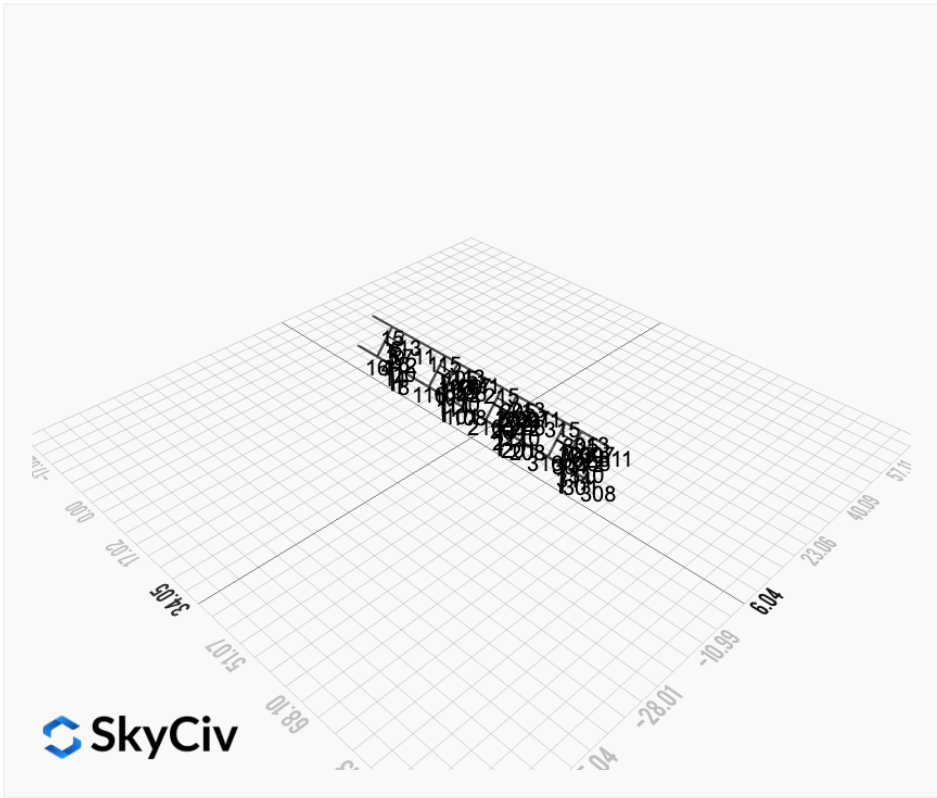
```
{ "wind_speed_override": null, "snow_load_override": null, "direct_snow_load": false, "add_angle_brace": false, "product_type": "Beam", "designer_name": "Mike Reneau", "designer_email": "mike@greenwaysolar.org", "designer_phone": "6124754444", "project_id": "MTSOLAR_2K8I73L6ALK6B - 5x9 - 6ftsquare - V1Jb", "site_address": "1027 159th Ave, New Richmond, WI 54017, USA", "module_width": 44.6, "module_length": 89.8, "number_rows": "5", "number_columns": 9, "pole_mount_section": "4_40", "core_pipe_width": 65, "core_pipe_section": "2_40", "adjuster_section": "2_40", "core_beam_height": 65, "core_beam_section": "HSS3x2x1/8", "main_pipe_section": "2_12GA", "pole_spacing": "15", "tilt_angle": 50, "ground_clearance": 5, "risk_category": "I", "exposure_category": "C", "frame_duty_override": "HD", "pole_override": "8_40", "soil_type": "sand", "customer_foundation_override": "48_Square", "foundation_type": "Square", "foundation_size": 72, "check_rails": false }
```

Design Notes:

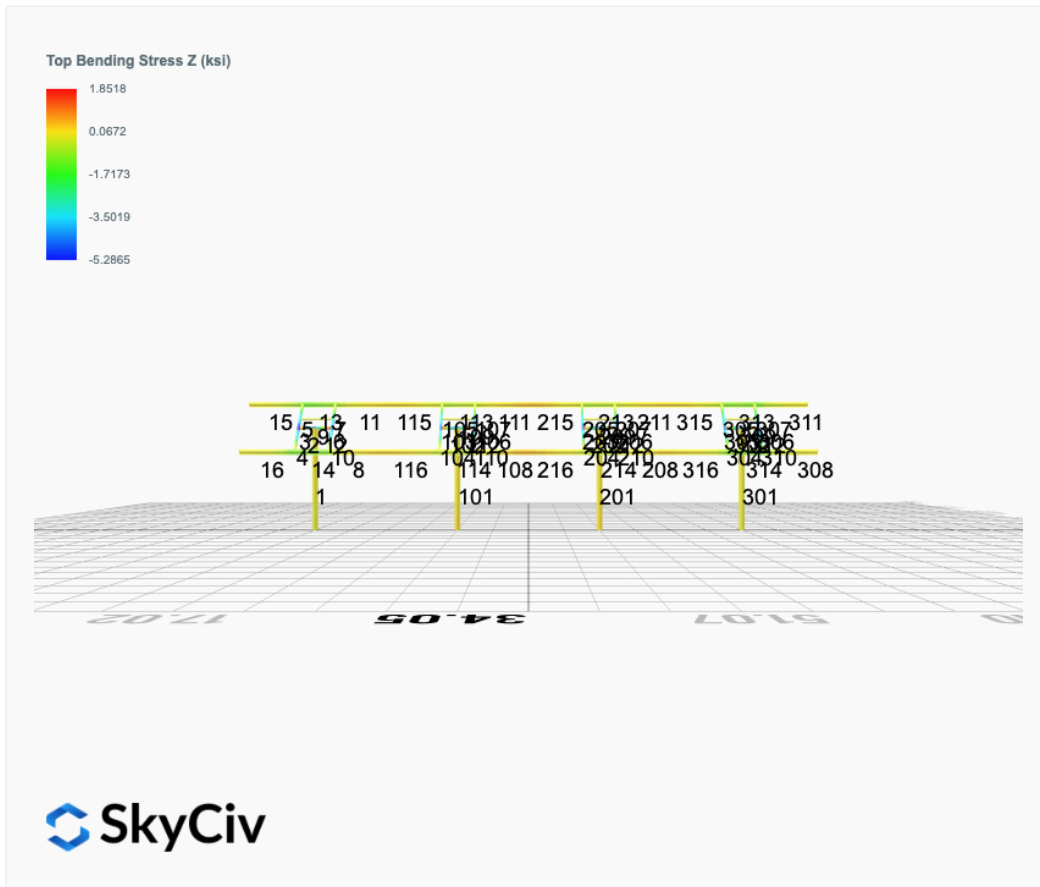

- AISC Deflection checks are set to L/1 due to structure design intent
- Foundation Soil Parameters used in this Autodesign are all estimates, proper geotechnical reports are required to confirm soil profiles
- Wind speeds, snow loads and other site specific results are based on ASCE 7 2016
- Steel frame design checks are based on AISC 360 2016 (LRFD)



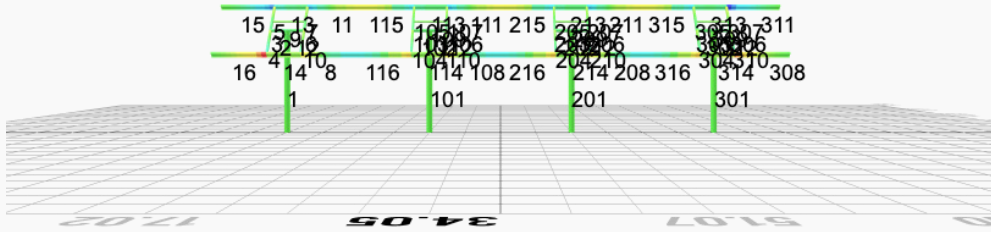
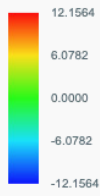




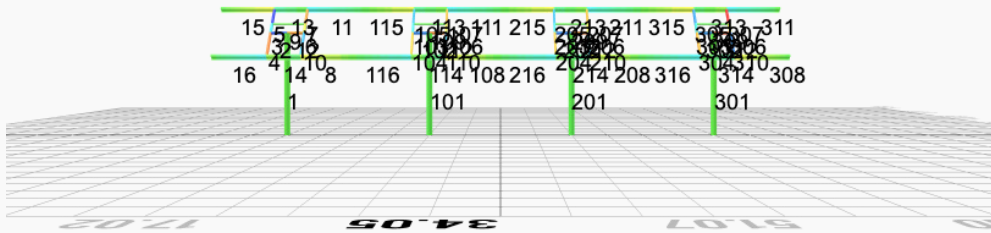
FEM Results (Envelope Worst Case for each member)



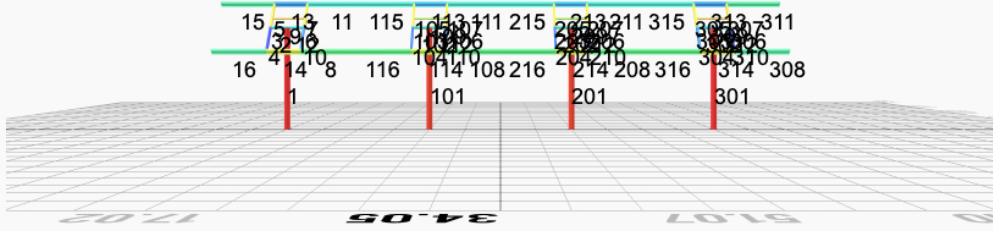
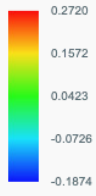
Top Bending Stress Y (ksi)



Shear Stress Y (ksi)



Axial Stress (ksi)



Reaction Forces for Foundation 1 (Node ID#1), (kip, kip-ft)

ASD Load Combination Results

Name	Fx	Fy	Fz	Mx	My	Mz
ULS: 1. D	-0.0198	2.3385	-0.0312	-0.1131	0.0975	0.2444
ULS: 2. D + L	-0.0198	2.3385	-0.0312	-0.1131	0.0975	0.2444
ULS: 3. D + (S or Lr or R)	-0.0451	4.6234	-0.0711	-0.2579	0.2223	0.5372
ULS: 3. D + (S or Lr or R)	-0.0198	2.3385	-0.0312	-0.1131	0.0975	0.2444
ULS: 4. D + 0.75L + 0.75(S or Lr or R)	-0.0387	4.0522	-0.0611	-0.2217	0.1911	0.4640
ULS: 4. D + 0.75L + 0.75(S or Lr or R)	-0.0198	2.3385	-0.0312	-0.1131	0.0975	0.2444
ULS: 5b. D + 0.7E	-0.0198	2.3385	-0.0312	-0.1131	0.0975	0.2444
ULS: 6b. D + 0.75L + 0.75(0.7)E + 0.75S	-0.0387	4.0522	-0.0611	-0.2217	0.1911	0.4640
ULS: 8. 0.6D + 0.7E	-0.0119	1.4031	-0.0187	-0.0678	0.0585	0.1466
ULS: 5a. D + 0.6W_Wind downforce Case A only	-3.3915	5.1849	-0.1254	-0.4465	0.5763	41.9687
ULS: 5a. D + 0.6W_Wind downforce Case B only	-0.0198	2.3385	-0.0312	-0.1131	0.0975	0.2444
ULS: 5a. D + 0.6W_Wind uplift Case A only	3.3537	-0.5083	0.0618	0.2150	-0.3753	-40.1840
ULS: 5a. D + 0.6W_Wind uplift Case B only	-0.0198	2.3385	-0.0312	-0.1131	0.0975	0.2444
ULS: 6a. D + 0.75L + 0.75(0.6)W + 0.75(S or Lr or R)_Wind downforce Case A only	-2.5675	6.1869	-0.1318	-0.4718	0.5502	31.7572
ULS: 6a. D + 0.75L + 0.75(0.6)W + 0.75(S or Lr or R)_Wind downforce Case B only	-0.0387	4.0522	-0.0611	-0.2217	0.1911	0.4640
ULS: 6a. D + 0.75L + 0.75(0.6)W + 0.75(S or Lr or R)_Wind uplift Case A only	2.4914	1.9171	0.0086	0.0244	-0.1635	-29.8573
ULS: 6a. D + 0.75L + 0.75(0.6)W + 0.75(S or Lr or R)_Wind uplift Case B only	-0.0387	4.0522	-0.0611	-0.2217	0.1911	0.4640
ULS: 6a. D + 0.75L + 0.75(0.6)W + 0.75(S or Lr or R)_Wind downforce Case A only	-2.5485	4.4733	-0.1018	-0.3632	0.4566	31.5377
ULS: 6a. D + 0.75L + 0.75(0.6)W + 0.75(S or Lr or R)_Wind downforce Case B only	-0.0198	2.3385	-0.0312	-0.1131	0.0975	0.2444
ULS: 6a. D + 0.75L + 0.75(0.6)W + 0.75(S or Lr or R)_Wind uplift Case A only	2.5103	0.2034	0.0385	0.1330	-0.2571	-30.0769
ULS: 6a. D + 0.75L + 0.75(0.6)W + 0.75(S or Lr or R)_Wind uplift Case B only	-0.0198	2.3385	-0.0312	-0.1131	0.0975	0.2444
ULS: 7. 0.6D + 0.6W_Wind downforce Case A only	-3.3835	4.2495	-0.1129	-0.4013	0.5373	41.8710
ULS: 7. 0.6D + 0.6W_Wind downforce Case B only	-0.0119	1.4031	-0.0187	-0.0678	0.0585	0.1466
ULS: 7. 0.6D + 0.6W_Wind uplift Case A only	3.3616	-1.4437	0.0742	0.2603	-0.4143	-40.2817
ULS: 7. 0.6D + 0.6W_Wind uplift Case B only	-0.0119	1.4031	-0.0187	-0.0678	0.0585	0.1466

Worst Case Reactions LRFD

These calculations are taken directly from the FEA via SkyCiv and are used in the Concrete Checks of the Foundation Module.
Note: Worst case values are assumed as downforce wind load cases.

Result	Value (kip, kip-ft)
Axial	8.8338
Shear X	-5.6548
Shear Z	-0.2150
Moment X	-0.7668
Moment Y (Twist)	0.9795
Moment Z	71.0017

Worst Case Reactions ASD

These results are taken from the worst case values in the above table and are used in the Soil Checks in the Foundation Module.
Note: Worst case values are assumed as downforce wind load cases.

Result	Value (kip, kip-ft)
Axial	6.1869
Shear X	-3.3915
Shear Z	-0.1318
Moment X	-0.4718
Moment Y (Twist)	0.5763
Moment Z	41.9687

Reaction Forces for Foundation 2 (Node ID#101), (kip, kip-ft)

ASD Load Combination Results

Name	Fx	Fy	Fz	Mx	My	Mz
ULS: 1. D	0.0198	2.2966	0.0015	0.0061	-0.0059	-0.2021
ULS: 2. D + L	0.0198	2.2966	0.0015	0.0061	-0.0059	-0.2021
ULS: 3. D + (S or Lr or R)	0.0451	4.5278	0.0034	0.0138	-0.0133	-0.4818
ULS: 3. D + (S or Lr or R)	0.0198	2.2966	0.0015	0.0061	-0.0059	-0.2021
ULS: 4. D + 0.75L + 0.75(S or Lr or R)	0.0387	3.9700	0.0030	0.0119	-0.0114	-0.4118

Name	Fx	Fy	Fz	Mx	My	Mz
ULS: 4. D + 0.75L + 0.75(S or Lr or R)	0.0198	2.2966	0.0015	0.0061	-0.0059	-0.2021
ULS: 5b. D + 0.7E	0.0198	2.2966	0.0015	0.0061	-0.0059	-0.2021
ULS: 6b. D + 0.75L + 0.75(0.7)E + 0.75S	0.0387	3.9700	0.0030	0.0119	-0.0114	-0.4118
ULS: 8. 0.6D + 0.7E	0.0119	1.3780	0.0009	0.0036	-0.0035	-0.1212
ULS: 5a. D + 0.6W_Wind downforce Case A only	-3.1988	4.9802	0.0080	0.0306	-0.0211	39.7431
ULS: 5a. D + 0.6W_Wind downforce Case B only	0.0198	2.2966	0.0015	0.0061	-0.0059	-0.2021
ULS: 5a. D + 0.6W_Wind uplift Case A only	3.2366	-0.3865	-0.0057	-0.0209	0.0138	-38.9237
ULS: 5a. D + 0.6W_Wind uplift Case B only	0.0198	2.2966	0.0015	0.0061	-0.0059	-0.2021
ULS: 6a. D + 0.75L + 0.75(0.6)W + 0.75(S or Lr or R)_Wind downforce Case A only	-2.3752	5.9827	0.0079	0.0303	-0.0228	29.5470
ULS: 6a. D + 0.75L + 0.75(0.6)W + 0.75(S or Lr or R)_Wind downforce Case B only	0.0387	3.9700	0.0030	0.0119	-0.0114	-0.4118
ULS: 6a. D + 0.75L + 0.75(0.6)W + 0.75(S or Lr or R)_Wind uplift Case A only	2.4513	1.9577	-0.0025	-0.0084	0.0033	-29.4531
ULS: 6a. D + 0.75L + 0.75(0.6)W + 0.75(S or Lr or R)_Wind uplift Case B only	0.0387	3.9700	0.0030	0.0119	-0.0114	-0.4118
ULS: 6a. D + 0.75L + 0.75(0.6)W + 0.75(S or Lr or R)_Wind downforce Case A only	-2.3942	4.3093	0.0064	0.0245	-0.0173	29.7568
ULS: 6a. D + 0.75L + 0.75(0.6)W + 0.75(S or Lr or R)_Wind downforce Case B only	0.0198	2.2966	0.0015	0.0061	-0.0059	-0.2021
ULS: 6a. D + 0.75L + 0.75(0.6)W + 0.75(S or Lr or R)_Wind uplift Case A only	2.4324	0.2843	-0.0039	-0.0142	0.0089	-29.2433
ULS: 6a. D + 0.75L + 0.75(0.6)W + 0.75(S or Lr or R)_Wind uplift Case B only	0.0198	2.2966	0.0015	0.0061	-0.0059	-0.2021
ULS: 7. 0.6D + 0.6W_Wind downforce Case A only	-3.2068	4.0615	0.0074	0.0282	-0.0187	39.8239
ULS: 7. 0.6D + 0.6W_Wind downforce Case B only	0.0119	1.3780	0.0009	0.0036	-0.0035	-0.1212
ULS: 7. 0.6D + 0.6W_Wind uplift Case A only	3.2287	-1.3052	-0.0063	-0.0233	0.0162	-38.8429
ULS: 7. 0.6D + 0.6W_Wind uplift Case B only	0.0119	1.3780	0.0009	0.0036	-0.0035	-0.1212

Worst Case Reactions LRFD

These calculations are taken directly from the FEA via SkyCiv and are used in the Concrete Checks of the Foundation Module.
Note: Worst case values are assumed as downforce wind load cases.

Result	Value (kip, kip-ft)
Axial	8.5623
Shear X	-5.3985
Shear Z	0.0133
Moment X	0.0508
Moment Y (Twist)	0.0336
Moment Z	67.1685

Worst Case Reactions ASD

These results are taken from the worst case values in the above table and are used in the Soil Checks in the Foundation Module.
Note: Worst case values are assumed as downforce wind load cases.

Result	Value (kip, kip-ft)
Axial	5.9827
Shear X	-3.2366
Shear Z	0.0080
Moment X	0.0306
Moment Y (Twist)	0.0228
Moment Z	39.8239

Reaction Forces for Foundation 3 (Node ID#201), (kip, kip-ft)

ASD Load Combination Results

Name	Fx	Fy	Fz	Mx	My	Mz
ULS: 1. D	0.0198	2.2966	-0.0015	-0.0060	0.0059	-0.2021
ULS: 2. D + L	0.0198	2.2966	-0.0015	-0.0060	0.0059	-0.2021
ULS: 3. D + (S or Lr or R)	0.0451	4.5278	-0.0034	-0.0138	0.0133	-0.4818
ULS: 3. D + (S or Lr or R)	0.0198	2.2966	-0.0015	-0.0060	0.0059	-0.2021
ULS: 4. D + 0.75L + 0.75(S or Lr or R)	0.0387	3.9700	-0.0030	-0.0119	0.0114	-0.4118
ULS: 4. D + 0.75L + 0.75(S or Lr or R)	0.0198	2.2966	-0.0015	-0.0060	0.0059	-0.2021
ULS: 5b. D + 0.7E	0.0198	2.2966	-0.0015	-0.0060	0.0059	-0.2021
ULS: 6b. D + 0.75L + 0.75(0.7)E + 0.75S	0.0387	3.9700	-0.0030	-0.0119	0.0114	-0.4118
ULS: 8. 0.6D + 0.7E	0.0119	1.3780	-0.0009	-0.0036	0.0035	-0.1212
ULS: 5a. D + 0.6W_Wind downforce Case A only	-3.1988	4.9802	-0.0080	-0.0306	0.0211	39.7431
ULS: 5a. D + 0.6W_Wind downforce Case B only	0.0198	2.2966	-0.0015	-0.0060	0.0059	-0.2021
ULS: 5a. D + 0.6W_Wind uplift Case A only	3.2366	-0.3865	0.0057	0.0209	-0.0138	-38.9237
ULS: 5a. D + 0.6W_Wind uplift Case B only	0.0198	2.2966	-0.0015	-0.0060	0.0059	-0.2021

Name	Fx	Fy	Fz	Mx	My	Mz
ULS: 6a. D + 0.75L + 0.75(0.6)W + 0.75(S or Lr or R)_Wind downforce Case A only	-2.3752	5.9827	-0.0079	-0.0303	0.0228	29.5470
ULS: 6a. D + 0.75L + 0.75(0.6)W + 0.75(S or Lr or R)_Wind downforce Case B only	0.0387	3.9700	-0.0030	-0.0119	0.0114	-0.4118
ULS: 6a. D + 0.75L + 0.75(0.6)W + 0.75(S or Lr or R)_Wind uplift Case A only	2.4513	1.9577	0.0025	0.0084	-0.0033	-29.4531
ULS: 6a. D + 0.75L + 0.75(0.6)W + 0.75(S or Lr or R)_Wind uplift Case B only	0.0387	3.9700	-0.0030	-0.0119	0.0114	-0.4118
ULS: 6a. D + 0.75L + 0.75(0.6)W + 0.75(S or Lr or R)_Wind downforce Case A only	-2.3942	4.3093	-0.0064	-0.0244	0.0173	29.7568
ULS: 6a. D + 0.75L + 0.75(0.6)W + 0.75(S or Lr or R)_Wind downforce Case B only	0.0198	2.2966	-0.0015	-0.0060	0.0059	-0.2021
ULS: 6a. D + 0.75L + 0.75(0.6)W + 0.75(S or Lr or R)_Wind uplift Case A only	2.4324	0.2843	0.0039	0.0142	-0.0089	-29.2433
ULS: 6a. D + 0.75L + 0.75(0.6)W + 0.75(S or Lr or R)_Wind uplift Case B only	0.0198	2.2966	-0.0015	-0.0060	0.0059	-0.2021
ULS: 7. 0.6D + 0.6W_Wind downforce Case A only	-3.2068	4.0615	-0.0074	-0.0282	0.0187	39.8239
ULS: 7. 0.6D + 0.6W_Wind downforce Case B only	0.0119	1.3780	-0.0009	-0.0036	0.0035	-0.1212
ULS: 7. 0.6D + 0.6W_Wind uplift Case A only	3.2287	-1.3052	0.0063	0.0234	-0.0162	-38.8429
ULS: 7. 0.6D + 0.6W_Wind uplift Case B only	0.0119	1.3780	-0.0009	-0.0036	0.0035	-0.1212

Worst Case Reactions LRFD

These calculations are taken directly from the FEA via SkyCiv and are used in the Concrete Checks of the Foundation Module.
Note: Worst case values are assumed as downforce wind load cases.

Result	Value (kip, kip-ft)
Axial	8.5624
Shear X	-5.3985
Shear Z	-0.0133
Moment X	-0.0508
Moment Y (Twist)	0.0335
Moment Z	67.1688

Worst Case Reactions ASD

These results are taken from the worst case values in the above table and are used in the Soil Checks in the Foundation Module.
Note: Worst case values are assumed as downforce wind load cases.

Result	Value (kip, kip-ft)
Axial	5.9827
Shear X	-3.2366
Shear Z	-0.0080
Moment X	-0.0306
Moment Y (Twist)	0.0228
Moment Z	39.8239

Reaction Forces for Foundation 4 (Node ID#301), (kip, kip-ft)

ASD Load Combination Results

Name	Fx	Fy	Fz	Mx	My	Mz
ULS: 1. D	-0.0198	2.3385	0.0312	0.1131	-0.0975	0.2444
ULS: 2. D + L	-0.0198	2.3385	0.0312	0.1131	-0.0975	0.2444
ULS: 3. D + (S or Lr or R)	-0.0451	4.6234	0.0711	0.2579	-0.2223	0.5372
ULS: 3. D + (S or Lr or R)	-0.0198	2.3385	0.0312	0.1131	-0.0975	0.2444
ULS: 4. D + 0.75L + 0.75(S or Lr or R)	-0.0387	4.0522	0.0611	0.2217	-0.1911	0.4640
ULS: 4. D + 0.75L + 0.75(S or Lr or R)	-0.0198	2.3385	0.0312	0.1131	-0.0975	0.2444
ULS: 5b. D + 0.7E	-0.0198	2.3385	0.0312	0.1131	-0.0975	0.2444
ULS: 6b. D + 0.75L + 0.75(0.7)E + 0.75S	-0.0387	4.0522	0.0611	0.2217	-0.1911	0.4640
ULS: 8. 0.6D + 0.7E	-0.0119	1.4031	0.0187	0.0678	-0.0585	0.1466
ULS: 5a. D + 0.6W_Wind downforce Case A only	-3.3915	5.1849	0.1254	0.4465	-0.5763	41.9688
ULS: 5a. D + 0.6W_Wind downforce Case B only	-0.0198	2.3385	0.0312	0.1131	-0.0975	0.2444
ULS: 5a. D + 0.6W_Wind uplift Case A only	3.3537	-0.5083	-0.0618	-0.2150	0.3753	-40.1840
ULS: 5a. D + 0.6W_Wind uplift Case B only	-0.0198	2.3385	0.0312	0.1131	-0.0975	0.2444
ULS: 6a. D + 0.75L + 0.75(0.6)W + 0.75(S or Lr or R)_Wind downforce Case A only	-2.5675	6.1869	0.1318	0.4718	-0.5502	31.7572
ULS: 6a. D + 0.75L + 0.75(0.6)W + 0.75(S or Lr or R)_Wind downforce Case B only	-0.0387	4.0522	0.0611	0.2217	-0.1911	0.4640
ULS: 6a. D + 0.75L + 0.75(0.6)W + 0.75(S or Lr or R)_Wind uplift Case A only	2.4914	1.9171	-0.0086	-0.0244	0.1635	-29.8573
ULS: 6a. D + 0.75L + 0.75(0.6)W + 0.75(S or Lr or R)_Wind uplift Case B only	-0.0387	4.0522	0.0611	0.2217	-0.1911	0.4640
ULS: 6a. D + 0.75L + 0.75(0.6)W + 0.75(S or Lr or R)_Wind downforce Case A only	-2.5485	4.4733	0.1018	0.3632	-0.4566	31.5377
ULS: 6a. D + 0.75L + 0.75(0.6)W + 0.75(S or Lr or R)_Wind downforce Case B only	-0.0198	2.3385	0.0312	0.1131	-0.0975	0.2444
ULS: 6a. D + 0.75L + 0.75(0.6)W + 0.75(S or Lr or R)_Wind uplift Case A only	2.5103	0.2034	-0.0385	-0.1330	0.2571	-30.0769
ULS: 6a. D + 0.75L + 0.75(0.6)W + 0.75(S or Lr or R)_Wind uplift Case B only	-0.0198	2.3385	0.0312	0.1131	-0.0975	0.2444

Name	Fx	Fy	Fz	Mx	My	Mz
ULS: 7. 0.6D + 0.6W_Wind downforce Case A only	-3.3835	4.2495	0.1129	0.4013	-0.5373	41.8710
ULS: 7. 0.6D + 0.6W_Wind downforce Case B only	-0.0119	1.4031	0.0187	0.0678	-0.0585	0.1466
ULS: 7. 0.6D + 0.6W_Wind uplift Case A only	3.3616	-1.4437	-0.0742	-0.2603	0.4143	-40.2817
ULS: 7. 0.6D + 0.6W_Wind uplift Case B only	-0.0119	1.4031	0.0187	0.0678	-0.0585	0.1466

Worst Case Reactions LRFD

These calculations are taken directly from the FEA via SkyCiv and are used in the Concrete Checks of the Foundation Module.
 Note: Worst case values are assumed as downforce wind load cases.

Result	Value (kip, kip-ft)
Axial	8.8338
Shear X	-5.6547
Shear Z	0.2150
Moment X	0.7668
Moment Y (Twist)	0.9797
Moment Z	71.0027

Worst Case Reactions ASD

These results are taken from the worst case values in the above table and are used in the Soil Checks in the Foundation Module.
 Note: Worst case values are assumed as downforce wind load cases.

Result	Value (kip, kip-ft)
Axial	6.1869
Shear X	-3.3915
Shear Z	0.1318
Moment X	0.4718
Moment Y (Twist)	0.5763
Moment Z	41.9688

Project Details

Design Code: AISC 360-16 LRFD
 Provision: LRFD
 Country: United States
 User Name: sales@mtsolar.us
 Unit System: imperial

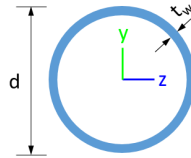


Design Input Information

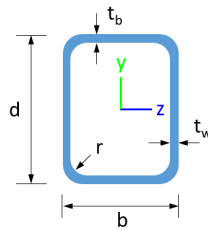
Design Factors			
Φ_t	Φ_c	Φ_b	Φ_v
0.9	0.9	0.9	0.9

Design Materials			
ID	E (ksi)	F_y (ksi)	F_u (ksi)
1	29000	50	65

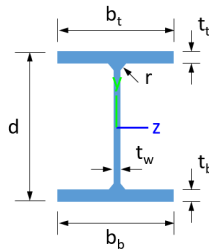
Section Dimensions



ID	Name	d (in)	t_w (in)				
2	2in Pipe Sch 80	2.38	0.22				
5	4in Pipe Sch 80	4.50	0.34				
9	8in Pipe Sch 40	8.63	0.32				



ID	Name	d (in)	b (in)	t_w (in)	t_b (in)	r (in)	
16	HSS5x3x3/16	5.00	3.00	0.17	0.17	0.17	



ID	Name	d (in)	t_w (in)	b_t (in)	b_b (in)	t_t (in)	t_b (in)	r (in)
19	W8x10	7.89	0.17	3.94	3.94	0.20	0.20	0.30

Section Properties

ID	Name	A (in ²)	J (in ⁴)	I_{yp} (in ⁴)	I_{zp} (in ⁴)	I_w (in ⁶)	S_{yp} (in ³)	S_{zp} (in ³)
----	------	----------------------	----------------------	-----------------------------	-----------------------------	--------------------------	-----------------------------	-----------------------------

315	19	4.84	4.84	7.4 5	1.27,1.27,1.27,1.27,1.27,1.27,1.27,1.27,1.27,1.28,1.27,1.27,1.27,1.28,1.27,1.27,1.27,1.27,1.12,1.27,1.27,1.27,1.28,1.27,1.27,1.27,1.27	30 0	20 0	1
316	19	4.84	4.84	7.4 5	1.30,1.30,1.30,1.30,1.30,1.30,1.30,1.30,1.30,1.30,1.31,1.30,1.30,1.30,1.31,1.30,1.30,1.30,1.30,1.30,1.12,1.30,1.30,1.30,1.31,1.30,1.30,1.30,1.31,1.30	30 0	20 0	1

Member Design Capacity

Member ID	$\Phi_t P_n$ (kip)	$\Phi_c P_n$ (kip)	$\Phi_b M_{zn}$ (k-ft)	$\Phi_b M_{yn}$ (k-ft)	$\Phi_v V_{yn}$ (kip)	$\Phi_v V_{zn}$ (kip)
1	377.97	169.75	83.29	83.29	113.39	113.39
2	198.33	196.72	21.95	21.95	59.50	59.50
3	116.10	115.41	15.79	11.10	42.08	23.28
4	116.10	111.33	15.79	11.10	42.08	23.28
5	116.10	114.23	15.79	11.10	42.08	23.28
6	116.10	115.41	15.79	11.10	42.08	23.28
7	116.10	114.23	15.79	11.10	42.08	23.28
8	133.20	123.95	32.87	6.12	40.24	43.62
9	66.48	58.89	3.82	3.82	19.94	19.94
10	116.10	111.33	15.79	11.10	42.08	23.28
11	133.20	123.95	32.87	6.12	40.24	43.62
12	198.33	196.72	21.95	21.95	59.50	59.50
13	133.20	85.85	25.21	6.12	40.24	43.62
14	133.20	85.85	25.15	6.12	40.24	43.62
15	133.20	32.95	32.87	6.12	40.24	43.62
16	133.20	32.95	32.87	6.12	40.24	43.62
101	377.97	169.75	83.29	83.29	113.39	113.39
102	198.33	196.72	21.95	21.95	59.50	59.50
103	116.10	115.41	15.79	11.10	42.08	23.28
104	116.10	111.33	15.79	11.10	42.08	23.28
105	116.10	114.23	15.79	11.10	42.08	23.28
106	116.10	115.41	15.79	11.10	42.08	23.28
107	116.10	114.23	15.79	11.10	42.08	23.28
108	133.20	123.95	32.87	6.12	40.24	43.62
109	66.48	58.89	3.82	3.82	19.94	19.94
110	116.10	111.33	15.79	11.10	42.08	23.28
111	133.20	123.95	32.87	6.12	40.24	43.62
112	198.33	196.72	21.95	21.95	59.50	59.50
113	133.20	85.85	24.08	6.12	40.24	43.62
114	133.20	85.85	24.20	6.12	40.24	43.62
115	133.20	86.20	25.96	6.12	40.24	43.62
116	133.20	86.20	26.00	6.12	40.24	43.62
201	377.97	169.75	83.29	83.29	113.39	113.39
202	198.33	196.72	21.95	21.95	59.50	59.50
203	116.10	115.41	15.79	11.10	42.08	23.28
204	116.10	111.33	15.79	11.10	42.08	23.28
205	116.10	114.23	15.79	11.10	42.08	23.28
206	116.10	115.41	15.79	11.10	42.08	23.28
207	116.10	114.23	15.79	11.10	42.08	23.28
208	133.20	123.95	32.87	6.12	40.24	43.62
209	66.48	58.89	3.82	3.82	19.94	19.94
210	116.10	111.33	15.79	11.10	42.08	23.28
211	133.20	123.95	32.87	6.12	40.24	43.62
212	198.33	196.72	21.95	21.95	59.50	59.50

212	196.55	190.72	21.95	21.95	59.50	59.50
213	133.20	85.85	24.24	6.12	40.24	43.62
214	133.20	85.85	23.99	6.12	40.24	43.62
215	133.20	86.20	25.90	6.12	40.24	43.62
216	133.20	86.20	25.89	6.12	40.24	43.62
301	377.97	169.75	83.29	83.29	113.39	113.39
302	198.33	196.72	21.95	21.95	59.50	59.50
303	116.10	115.41	15.79	11.10	42.08	23.28
304	116.10	111.33	15.79	11.10	42.08	23.28
305	116.10	114.23	15.79	11.10	42.08	23.28
306	116.10	115.41	15.79	11.10	42.08	23.28
307	116.10	114.23	15.79	11.10	42.08	23.28
308	133.20	32.95	32.87	6.12	40.24	43.62
309	66.48	58.89	3.82	3.82	19.94	19.94
310	116.10	111.33	15.79	11.10	42.08	23.28
311	133.20	32.95	32.87	6.12	40.24	43.62
312	198.33	196.72	21.95	21.95	59.50	59.50
313	133.20	85.85	25.21	6.12	40.24	43.62
314	133.20	85.85	25.15	6.12	40.24	43.62
315	133.20	86.20	25.77	6.12	40.24	43.62
316	133.20	86.20	25.77	6.12	40.24	43.62

Design Ratio

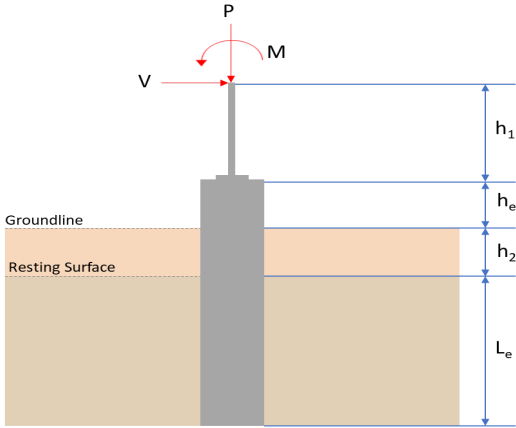
Member ID	P	M _z	M _y	V _y	V _z	(P,M _z ,M _y)	Worst LC	KL/r	δ	Status
1	0.052	0.853	0.022	0.050	0.002	0.887	#13	0.523	Not Required	Pass
2	0.003	0.352	0.276	0.077	0.051	0.628	#13	0.035	Not Required	Pass
3	0.011	0.614	0.073	0.062	0.015	0.661	#13	0.045	Not Required	Pass
4	0.011	0.612	0.178	0.061	0.037	0.661	#13	0.080	Not Required	Pass
5	0.011	0.381	0.183	0.061	0.045	0.405	#13	0.074	Not Required	Pass
6	0.009	0.526	0.048	0.052	0.004	0.555	#13	0.045	Not Required	Pass
7	0.009	0.327	0.134	0.052	0.035	0.349	#13	0.074	Not Required	Pass
8	0.002	0.053	0.086	0.036	0.014	0.125	#21	0.095	Not Required	Pass
9	0.012	0.049	0.066	0.002	0.001	0.118	#13	0.204	Not Required	Pass
10	0.009	0.533	0.141	0.053	0.032	0.610	#13	0.080	Not Required	Pass
11	0.002	0.048	0.084	0.035	0.014	0.123	#21	0.063	Not Required	Pass
12	0.003	0.267	0.232	0.064	0.044	0.500	#13	0.035	Not Required	Pass
13	0.008	0.233	0.445	0.046	0.019	0.623	#21	0.190	Not Required	Pass
14	0.010	0.241	0.445	0.047	0.019	0.624	#21	0.190	Not Required	Pass
15	0.000	0.093	0.238	0.032	0.014	0.311	#21	Not Required	Not Required	Pass
16	0.000	0.093	0.238	0.032	0.014	0.311	#21	Not Required	Not Required	Pass
101	0.050	0.806	0.001	0.048	0.000	0.832	#13	0.523	Not Required	Pass
102	0.001	0.290	0.233	0.068	0.045	0.523	#13	0.035	Not Required	Pass
103	0.010	0.546	0.070	0.055	0.017	0.589	#13	0.045	Not Required	Pass
104	0.010	0.535	0.116	0.053	0.026	0.585	#13	0.080	Not Required	Pass
105	0.010	0.339	0.118	0.054	0.029	0.353	#13	0.074	Not Required	Pass
106	0.010	0.548	0.072	0.055	0.018	0.594	#13	0.045	Not Required	Pass
107	0.010	0.340	0.118	0.054	0.029	0.354	#13	0.074	Not Required	Pass
108	0.002	0.063	0.085	0.032	0.014	0.135	#21	0.095	Not Required	Pass
109	0.005	0.034	0.045	0.001	0.000	0.078	#13	0.204	Not Required	Pass
110	0.010	0.543	0.116	0.054	0.026	0.595	#13	0.080	Not Required	Pass

111	0.002	0.055	0.084	0.032	0.014	0.128	#21	0.063	Not Required	Pass
112	0.001	0.295	0.235	0.069	0.045	0.530	#13	0.035	Not Required	Pass
113	0.007	0.144	0.284	0.044	0.019	0.378	#21	0.190	Not Required	Pass
114	0.010	0.135	0.284	0.044	0.019	0.368	#21	0.286	Not Required	Pass
115	0.002	0.073	0.161	0.030	0.014	0.220	#21	0.231	Not Required	Pass
116	0.003	0.078	0.163	0.029	0.014	0.224	#21	0.346	Not Required	Pass
201	0.050	0.806	0.001	0.048	0.000	0.832	#13	0.523	Not Required	Pass
202	0.001	0.295	0.235	0.069	0.045	0.530	#13	0.035	Not Required	Pass
203	0.010	0.548	0.072	0.055	0.018	0.594	#13	0.045	Not Required	Pass
204	0.010	0.543	0.116	0.054	0.026	0.595	#13	0.080	Not Required	Pass
205	0.010	0.340	0.118	0.054	0.029	0.354	#13	0.074	Not Required	Pass
206	0.010	0.546	0.070	0.055	0.017	0.589	#13	0.045	Not Required	Pass
207	0.010	0.339	0.118	0.054	0.029	0.353	#13	0.074	Not Required	Pass
208	0.002	0.042	0.091	0.029	0.014	0.124	#21	0.095	Not Required	Pass
209	0.005	0.034	0.045	0.001	0.000	0.078	#13	0.204	Not Required	Pass
210	0.010	0.535	0.116	0.053	0.026	0.585	#13	0.080	Not Required	Pass
211	0.002	0.037	0.090	0.030	0.014	0.120	#21	0.063	Not Required	Pass
212	0.001	0.290	0.233	0.068	0.045	0.523	#13	0.035	Not Required	Pass
213	0.007	0.144	0.284	0.044	0.019	0.378	#21	0.190	Not Required	Pass
214	0.010	0.135	0.284	0.044	0.019	0.368	#21	0.286	Not Required	Pass
215	0.002	0.107	0.160	0.032	0.014	0.245	#21	0.231	Not Required	Pass
216	0.003	0.118	0.162	0.032	0.014	0.255	#21	0.346	Not Required	Pass
301	0.052	0.853	0.022	0.050	0.002	0.887	#13	0.523	Not Required	Pass
302	0.003	0.267	0.232	0.064	0.044	0.500	#13	0.035	Not Required	Pass
303	0.009	0.526	0.048	0.052	0.004	0.555	#13	0.045	Not Required	Pass
304	0.009	0.533	0.141	0.053	0.032	0.610	#13	0.080	Not Required	Pass
305	0.009	0.327	0.134	0.052	0.035	0.349	#13	0.074	Not Required	Pass
306	0.011	0.614	0.073	0.062	0.015	0.661	#13	0.045	Not Required	Pass
307	0.011	0.381	0.183	0.061	0.045	0.405	#13	0.074	Not Required	Pass
308	0.000	0.093	0.238	0.032	0.014	0.311	#21	Not Required	Not Required	Pass
309	0.012	0.049	0.066	0.002	0.001	0.118	#13	0.204	Not Required	Pass
310	0.011	0.612	0.178	0.061	0.037	0.661	#13	0.080	Not Required	Pass
311	0.000	0.093	0.238	0.032	0.014	0.311	#21	Not Required	Not Required	Pass
312	0.003	0.352	0.276	0.077	0.051	0.628	#13	0.035	Not Required	Pass
313	0.008	0.233	0.445	0.046	0.019	0.623	#21	0.190	Not Required	Pass
314	0.010	0.241	0.445	0.047	0.019	0.624	#21	0.286	Not Required	Pass
315	0.002	0.066	0.161	0.035	0.014	0.214	#21	0.231	Not Required	Pass
316	0.003	0.068	0.163	0.036	0.014	0.215	#21	0.346	Not Required	Pass

Definitions

Φ_t	Safety factor for tensile
Φ_c	Safety factor for compression
Φ_b	Safety factor for flexure
Φ_v	Safety factor for shear
E	Modulus of elasticity
F_y	Specified minimum yield stress
F_u	Specified minimum tensile strength
A	Cross-sectional area
J	Torsional constant
I_{yp}	Moment of inertia about the Y axes
I_{zp}	Moment of inertia about the Z axes
I_w	Warping constant
S_{yp}	Plastic section modulus about the Y axis
S_{zp}	Plastic section modulus about the Z axis

KL	Effective length
C_b	Buckling modification factor (from all load combinations)
L_b	Length between braced points
LST	Limited slenderness for tension
LSC	Limited slenderness for compression
LD	Limited deflection
P_n	Nominal axial strength (tension/compression)
M_n	Nominal flexural strength (about Z/Y axis)
V_n	Nominal shear strength (along Z/Y axis)
P	Design ratio in case of axial force
M_z	Design ratio in case of bending about Z axis
M_y	Design ratio in case of bending about Y axis
V_y	Design ratio in case of shear along Y axis
V_z	Design ratio in case of shear along Z axis
(P, M_z , M_y)	Design ratio in case of axial force and bending action
KL/r	Design ratio in case of section slenderness
δ	Design ratio in case of member deflection
OK	Capacity is provided
NG	Capacity is not provided

REFERENCES	CALCULATIONS	RESULTS																										
	<p>SkyCiv Foundation Design Pile Foundation</p> <p>Design Information : Design code : IBC 2021 (International Building Code) Unit System : Imperial</p>																											
	<p>Pile Input</p>  <p>Geometry</p> <p>Pile shape: rectangular $b = 72$ in - Pile width $D = 72$ in - Pile depth $L = 6.5$ ft - Total pile length $h_1 = 0$ ft - Lateral load height from the top of the pile, $h_2 = 0$ ft - Depth to resisting surface $h_e = 0$ ft - Length of pile above the ground</p> <p>Tabulation of Soil Parameters</p> <table border="1" data-bbox="368 1088 1225 1189"> <thead> <tr> <th>Layer</th> <th>Label</th> <th>Allowable Bearing Pressure (q_a) (psf)</th> <th>Allowable Lateral Pressure (R) (psf/ft)</th> </tr> </thead> <tbody> <tr> <td>1</td> <td>Sand, silty sand, clayey sand, silty gravel & clayey gravel</td> <td>2000.000</td> <td>150.000</td> </tr> </tbody> </table> <p>Tabulation of Loads</p> <table border="1" data-bbox="655 1290 940 1480"> <thead> <tr> <th>Load Component</th> <th>ASD</th> <th>LRFD</th> </tr> </thead> <tbody> <tr> <td>P (kip)</td> <td>6.187</td> <td>8.834</td> </tr> <tr> <td>V_x (kip)</td> <td>-3.391</td> <td>-5.655</td> </tr> <tr> <td>V_z (kip)</td> <td>-0.132</td> <td>-0.215</td> </tr> <tr> <td>M_x (kipft)</td> <td>-0.472</td> <td>-0.767</td> </tr> <tr> <td>M_z (kipft)</td> <td>41.969</td> <td>71.002</td> </tr> </tbody> </table> <p>Material Properties</p> <p>$f'_{ck} = 2.5$ ksi - Concrete strength.</p>	Layer	Label	Allowable Bearing Pressure (q_a) (psf)	Allowable Lateral Pressure (R) (psf/ft)	1	Sand, silty sand, clayey sand, silty gravel & clayey gravel	2000.000	150.000	Load Component	ASD	LRFD	P (kip)	6.187	8.834	V_x (kip)	-3.391	-5.655	V_z (kip)	-0.132	-0.215	M_x (kipft)	-0.472	-0.767	M_z (kipft)	41.969	71.002	
Layer	Label	Allowable Bearing Pressure (q_a) (psf)	Allowable Lateral Pressure (R) (psf/ft)																									
1	Sand, silty sand, clayey sand, silty gravel & clayey gravel	2000.000	150.000																									
Load Component	ASD	LRFD																										
P (kip)	6.187	8.834																										
V_x (kip)	-3.391	-5.655																										
V_z (kip)	-0.132	-0.215																										
M_x (kipft)	-0.472	-0.767																										
M_z (kipft)	41.969	71.002																										
	<p>Required depth to resist lateral loads (ASD)</p> <p>H - Point of application of the lateral load</p> $H = h_1 + h_2 + h_e$ $H = (0 \text{ ft}) + (0 \text{ ft}) + (0 \text{ ft})$ $H = 0 \text{ ft}$ <p>Considering x-direction:</p> <p>H_o - Lateral force per length of pile,</p> $H_o = \frac{V_x}{1.57 D}$ $H_o = \frac{(-3.391 \text{ kip})}{1.57 \times (72 \text{ in})}$ $H_o = -0.35998 \text{ kip/ft}$																											

M_o - Moment per length of pile,

$$M_o = \frac{M_z + (V_x H)}{1.57 D}$$

$$M_o = \frac{(41.969 \text{ kipft}) + ((-3.391 \text{ kip}) \times (0 \text{ ft}))}{1.57 \times (72 \text{ in})}$$

$$M_o = 4.4553 \text{ kipft/ft}$$

Required depth of embedment in earth:

$$L_x^3 - \left(14.14 \times \frac{H_o \times L_x}{R} \right) - \left(18.85 \times \frac{M_o}{R} \right) = 0$$

Solving the cubic equation:

$L_{e,x} = 6.0826 \text{ ft}$ - Required depth in x-direction,

Considering z-direction:

H_o - Lateral force per length of pile,

$$H_o = \frac{V_z}{1.57 b}$$

$$H_o = \frac{(-0.132 \text{ kip})}{1.57 \times (72 \text{ in})}$$

$$H_o = -0.014013 \text{ kip/ft}$$

M_o - Moment per length of pile,

$$M_o = \frac{M_x + (V_z H)}{1.57 b}$$

$$M_o = \frac{(0.472 \text{ kipft}) + ((-0.132 \text{ kip}) \times (0 \text{ ft}))}{1.57 \times (72 \text{ in})}$$

$$M_o = 0.050106 \text{ kipft/ft}$$

Required depth of embedment in earth:

$$L_z^3 - \left(14.14 \times \frac{H_o \times L_z}{R} \right) - \left(18.85 \times \frac{M_o}{R} \right) = 0$$

Solving the cubic equation:

$L_{e,z} = 1.413 \text{ ft}$ - Required depth in z-direction,

Minimum embedded depth required:

$L_{e,req}$ - Depth of pile required,

$$L_{e,req} = \text{MAX}[L_{e,x}, L_{e,z}]$$

$$L_{e,req} = \text{MAX}[(6.0826 \text{ ft}), (1.413 \text{ ft})]$$

$$L_{e,req} = 6.083 \text{ ft}$$

L_e - Actual embedded length of pile,

$$L_e = L - h_e - h_2$$

$$L_e = (6.5 \text{ ft}) - (0 \text{ ft}) - (0 \text{ ft})$$

$$L_e = 6.5 \text{ ft}$$

Ratio - Embedded depth

$$\text{Ratio} = \frac{L_{e,req}}{L_e}$$

$$\text{Ratio} = \frac{(6.083 \text{ ft})}{(6.5 \text{ ft})}$$

$$\text{Ratio} = 0.93585$$

Status: **PASS**
Ratio: **0.940**

End-bearing Capacity (ASD)

A - Pile cross-section area

$$A = b D$$

$$A = (72 \text{ in}) \times (72 \text{ in})$$

$$A = 36 \text{ ft}^2$$

q - End-bearing pressure

$$q = \frac{P_v}{A}$$

$$q = \frac{(6.187 \text{ kip})}{(36 \text{ ft}^2)}$$

$$q = 0.17186 \text{ kip/ft}^2$$

Check bearing capacity ratio:

Ratio - Capacity

$$\text{Ratio} = \frac{q}{q_a}$$

$$\text{Ratio} = \frac{(0.17186 \text{ kip/ft}^2)}{(2000 \text{ psf})}$$

$$\text{Ratio} = 0.085931$$

Status: **PASS**
Ratio: **0.090**

Czerniak

Lateral Soil Pressure (ASD):

L/D - Length to least lateral dimension ratio,

$$L/D = \frac{L}{D}$$

$$L/D = \frac{(6.5 \text{ ft})}{(72 \text{ in})}$$

$$L/D = 1.0833$$

Since $L/D \leq 10$,

Pile is short.

Considering x-direction:

$H_o = -0.35998 \text{ kip/ft}$ - Lateral force per length of pile,

$M_o = 4.4553 \text{ kipft/ft}$ - Overturning moment per length of pile,

a - Distance from resting surface to pivot point,

$$a = \frac{(4 M_o L_e) + (3 H_o L_e^2)}{(6 M_o) + (4 H_o L_e)}$$

$$a = \frac{(4 \times (4.4553 \text{ kipft/ft}) \times (6.5 \text{ ft})) + (3 \times (-0.35998 \text{ kip/ft}) \times (6.5 \text{ ft})^2)}{(6 \times (4.4553 \text{ kipft/ft})) + (4 \times (-0.35998 \text{ kip/ft}) \times (6.5 \text{ ft}))}$$

$$a = 4.4738 \text{ ft}$$

p - Earth pressure against the pile at distance $a/2$ from resting surface,

$$p = \frac{0.75 [(4 M_o) + (3 H_o L_e)]^2}{L_e^2 [(3 M_o) + (2 H_o L_e)]}$$

$$p = \frac{0.75 \times [(4 \times (4.4553 \text{ kipft/ft})) + (3 \times (-0.35998 \text{ kip/ft}) \times (6.5 \text{ ft}))]^2}{(6.5 \text{ ft})^2 \times [(3 \times (4.4553 \text{ kipft/ft})) + (2 \times (-0.35998 \text{ kip/ft}) \times (6.5 \text{ ft}))]}$$

$$p = 0.23844 \text{ kip/ft}^2$$

s - Earth pressure against the pile at distance L_e ,

$$s = \frac{6 [(2 M_o) + (H_o L_e)]}{L_e^2}$$

$$s = \frac{6 \times [(2 \times (4.4553 \text{ kipft/ft})) + ((-0.35998 \text{ kip/ft}) \times (6.5 \text{ ft}))]}{(6.5 \text{ ft})^2}$$

$$s = 0.93312 \text{ kip/ft}^2$$

Check lateral soil pressure capacity:

p_a - Allowable lateral soil pressure at depth $a/2$,

$$p_a = R \frac{a}{2}$$

$$p_a = (150 \text{ psf/ft}) \times \frac{(4.4738 \text{ ft})}{2}$$

$$p_a = 0.33554 \text{ kip/ft}^2$$

Ratio - Lateral soil capacity

$$Ratio = \frac{p}{p_a}$$

$$Ratio = \frac{(0.23844 \text{ kip/ft}^2)}{(0.33554 \text{ kip/ft}^2)}$$

$$Ratio = 0.71063$$

p_s - Allowable lateral soil pressure at depth L_e ,

$$p_s = R L_e$$

$$p_s = (150 \text{ psf/ft}) \times (6.5 \text{ ft})$$

$$p_s = 0.975 \text{ kip/ft}^2$$

Ratio - Lateral soil capacity

$$Ratio = \frac{s}{p_s}$$

$$Ratio = \frac{(0.93312 \text{ kip/ft}^2)}{(0.975 \text{ kip/ft}^2)}$$

$$Ratio = 0.95705$$

Status: **PASS**
Ratio: **0.710**

Status: **PASS**
Ratio: **0.960**

Considering z-direction:

$H_o = -0.014013 \text{ kip/ft}$ - Lateral force per length of pile,

$M_o = 0.050106 \text{ kipft/ft}$ - Overturning moment per length of pile,

a - Distance from resting surface to pivot point,

$$a = \frac{(4 M_o L_e) + (3 H_o L_e^2)}{(6 M_o) + (4 H_o L_e)}$$

$$a = \frac{(4 \times (0.050106 \text{ kipft/ft}) \times (6.5 \text{ ft})) + (3 \times (-0.014013 \text{ kip/ft}) \times (6.5 \text{ ft})^2)}{(6 \times (0.050106 \text{ kipft/ft})) + (4 \times (-0.014013 \text{ kip/ft}) \times (6.5 \text{ ft}))}$$

$$a = 4.6301 \text{ ft}$$

p - Earth pressure against the pile at distance $a/2$ from resting surface,

$$p = \frac{0.75 [(4 M_o) + (3 H_o L_e)]^2}{L_e^2 [(3 M_o) + (2 H_o L_e)]}$$

$$p = \frac{0.75 \times [(4 \times (0.050106 \text{ kipft/ft})) + (3 \times (-0.014013 \text{ kip/ft}) \times (6.5 \text{ ft}))]^2}{(6.5 \text{ ft})^2 \times [(3 \times (0.050106 \text{ kipft/ft})) + (2 \times (-0.014013 \text{ kip/ft}) \times (6.5 \text{ ft}))]}$$

$$p = -0.002956 \text{ kip/ft}^2$$

s - Earth pressure against the pile at distance L_e ,

$$s = \frac{6 [(2 M_o) + (H_o L_e)]}{L_e^2}$$

$$s = \frac{6 \times [(2 \times (0.050106 \text{ kipft/ft})) + ((-0.014013 \text{ kip/ft}) \times (6.5 \text{ ft}))]}{(6.5 \text{ ft})^2}$$

$$s = 0.0012965 \text{ kip/ft}^2$$

Check lateral soil pressure capacity:

p_a - Allowable lateral soil pressure at depth $a/2$,

$$p_a = R \frac{a}{2}$$

$$p_a = (150 \text{ psf/ft}) \times \frac{(4.6301 \text{ ft})}{2}$$

$$p_a = 0.34726 \text{ kip/ft}^2$$

Ratio - Lateral soil capacity

$$Ratio = \frac{p}{p_a}$$

$$Ratio = \frac{(-0.002956 \text{ kip/ft}^2)}{(0.34726 \text{ kip/ft}^2)}$$

$$Ratio = -0.0085125$$

p_s - Allowable lateral soil pressure at depth L_e ,

$$p_s = R L_e$$

$$p_s = (150 \text{ psf/ft}) \times (6.5 \text{ ft})$$

$$p_s = 0.975 \text{ kip/ft}^2$$

Ratio - Lateral soil capacity

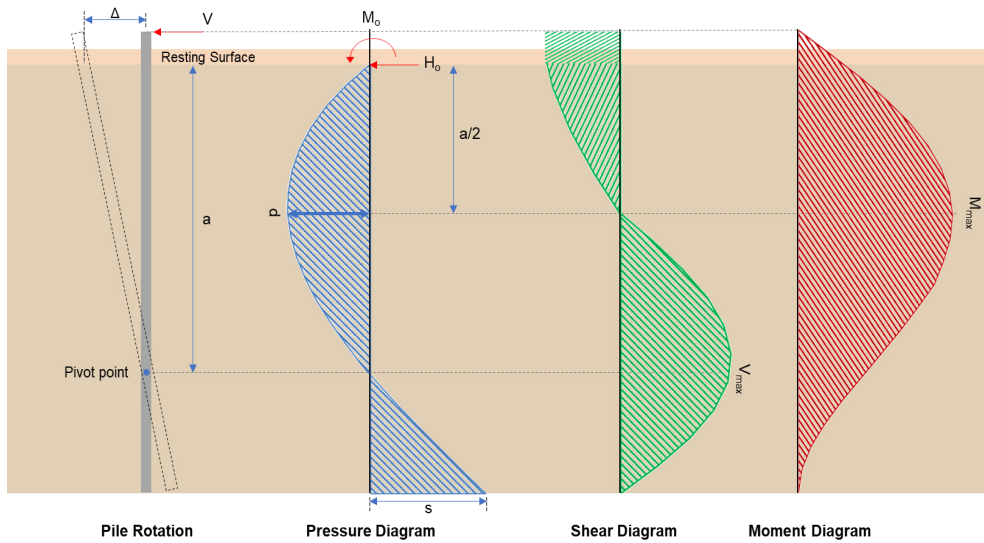
$$Ratio = \frac{s}{p_s}$$

$$Ratio = \frac{(0.0012965 \text{ kip/ft}^2)}{(0.975 \text{ kip/ft}^2)}$$

$$Ratio = 0.0013297$$

Status: **PASS**
Ratio: **-0.010**

Status: **PASS**
Ratio: **0.000**



Shear force and Bending moment (x-direction, LRFD)

H_o - Lateral force per length of pile,

$$H_o = \frac{V_x}{1.57 D}$$

$$H_o = \frac{(-5.655 \text{ kip})}{1.57 \times (72 \text{ in})}$$

$$H_o = -0.60032 \text{ kip/ft}$$

M_o - Moment per length of pile,

$$M_o = \frac{M_z + (V_x H)}{1.57 D}$$

$$M_o = \frac{(71.002 \text{ kipft}) + ((-5.655 \text{ kip}) \times (0 \text{ ft}))}{1.57 \times (72 \text{ in})}$$

$$M_o = 7.5374 \text{ kipft/ft}$$

E - Distance from lateral load to resisting surface,

$$E = \frac{M_o}{H_o}$$

$$E = \frac{(7.5374 \text{ kipft/ft})}{(-0.60032 \text{ kip/ft})}$$

$$E = 12.556 \text{ ft}$$

a - Distance from resting surface to pivot point,

$$a = \frac{(4 M_o L_e) + (3 H_o L_e^2)}{(6 M_o) + (4 H_o L_e)}$$

$$a = \frac{(4 \times (7.5374 \text{ kipft/ft}) \times (6.5 \text{ ft})) + (3 \times (-0.60032 \text{ kip/ft}) \times (6.5 \text{ ft})^2)}{(6 \times (7.5374 \text{ kipft/ft})) + (4 \times (-0.60032 \text{ kip/ft}) \times (6.5 \text{ ft}))}$$

$$a = \frac{(-0.60032 \text{ kip/ft}) \times (72 \text{ in})}{(6 \times (7.5374 \text{ kipft/ft})) + (4 \times (-0.60032 \text{ kip/ft}) \times (6.5 \text{ ft}))}$$

$$a = 4.4723 \text{ ft}$$

V_{max} - Max shear force located at depth a,

$$V_{max} = (H_o D) \left[1 - \left[3 \left(\frac{4E}{L_e} + 3 \right) \left(\frac{a}{L_e} \right)^2 \right] + \left[4 \left(\frac{3E}{L_e} + 2 \right) \left(\frac{a}{L_e} \right)^3 \right] \right]$$

$$V_{max} = ((-0.60032 \text{ kip/ft}) \times (72 \text{ in})) \times \left[1 - \left[3 \times \left(\frac{4 \times (12.556 \text{ ft})}{(6.5 \text{ ft})} + 3 \right) \times \left(\frac{(4.4723 \text{ ft})}{(6.5 \text{ ft})} \right)^2 \right] + \left[4 \times \left(\frac{3 \times (12.556 \text{ ft})}{(6.5 \text{ ft})} + 2 \right) \times \left(\frac{(4.4723 \text{ ft})}{(6.5 \text{ ft})} \right)^3 \right] \right]$$

$$V_{max} = 14.689 \text{ kip}$$

M_{max} - Max bending moment located at depth a/2,

$$M_{max} = (H_o D L_e) \left[\left(\frac{E}{L_e} + \frac{a}{2 L_e} \right) - \left[\left(\frac{4E}{L_e} + 3 \right) \left(\frac{a}{2 L_e} \right)^3 \right] + \left[\left(\frac{3E}{L_e} + 2 \right) \left(\frac{a}{2 L_e} \right)^4 \right] \right]$$

$$M_{max} = ((-0.60032 \text{ kip/ft}) \times (72 \text{ in}) \times (6.5 \text{ ft})) \times \left[\left(\frac{(12.556 \text{ ft})}{(6.5 \text{ ft})} + \frac{(4.4723 \text{ ft})}{2 \times (6.5 \text{ ft})} \right) - \left[\left(\frac{4 \times (12.556 \text{ ft})}{(6.5 \text{ ft})} + 3 \right) \times \left(\frac{(4.4723 \text{ ft})}{2 \times (6.5 \text{ ft})} \right)^3 \right] + \left[\left(\frac{3 \times (12.556 \text{ ft})}{(6.5 \text{ ft})} + 2 \right) \times \left(\frac{(4.4723 \text{ ft})}{2 \times (6.5 \text{ ft})} \right)^4 \right] \right]$$

$$M_{max} = 45.61 \text{ kipft}$$

Shear force and Bending moment (z-direction, LRFD)

H_o - Lateral force per length of pile,

$$H_o = \frac{V_z}{1.57 b}$$

$$H_o = \frac{(-0.215 \text{ kip})}{1.57 \times (72 \text{ in})}$$

$$H_o = -0.022824 \text{ kip/ft}$$

M_o - Moment per length of pile,

$$M_o = \frac{M_x + (V_z H)}{1.57 b}$$

$$M_o = \frac{(0.767 \text{ kipft}) + ((-0.215 \text{ kip}) \times (0 \text{ ft}))}{1.57 \times (72 \text{ in})}$$

$$M_o = 0.081423 \text{ kipft/ft}$$

E - Distance from lateral load to resisting surface,

$$E = \frac{M_o}{H_o}$$

$$E = \frac{(0.081423 \text{ kipft/ft})}{(-0.022824 \text{ kip/ft})}$$

$$E = 3.5674 \text{ ft}$$

a - Distance from resting surface to pivot point,

$$a = \frac{(4 M_o L_e) + (3 H_o L_e^2)}{(6 M_o) + (4 H_o L_e)}$$

$$a = \frac{(4 \times (0.081423 \text{ kipft/ft}) \times (6.5 \text{ ft})) + (3 \times (-0.022824 \text{ kip/ft}) \times (6.5 \text{ ft})^2)}{(6 \times (0.081423 \text{ kipft/ft})) + (4 \times (-0.022824 \text{ kip/ft}) \times (6.5 \text{ ft}))}$$

$$a = 4.6304 \text{ ft}$$

V_{max} - Max shear force located at depth a,

$$V_{max} = (H_o b) \left[1 - \left[3 \left(\frac{4E}{L_e} + 3 \right) \left(\frac{a}{L_e} \right)^2 \right] + \left[4 \left(\frac{3E}{L_e} + 2 \right) \left(\frac{a}{L_e} \right)^3 \right] \right]$$

$$V_{max} = ((-0.022824 \text{ kip/ft}) \times (72 \text{ in})) \times \left[1 - \left[3 \times \left(\frac{4 \times (3.5674 \text{ ft})}{(6.5 \text{ ft})} + 3 \right) \times \left(\frac{(4.6304 \text{ ft})}{(6.5 \text{ ft})} \right)^2 \right] \right. \\ \left. + \left[4 \times \left(\frac{3 \times (3.5674 \text{ ft})}{(6.5 \text{ ft})} + 2 \right) \times \left(\frac{(4.6304 \text{ ft})}{(6.5 \text{ ft})} \right)^3 \right] \right]$$

$$V_{max} = 0.22411 \text{ kip}$$

M_{max} - Max bending moment located at depth $a/2$,

$$M_{max} = (H_o \ b \ L_e) \left[\left(\frac{E}{L_e} + \frac{a}{2 L_e} \right) \right. \\ \left. - \left[\left(\frac{4E}{L_e} + 3 \right) \left(\frac{a}{2 L_e} \right)^3 \right] + \left[\left(\frac{3E}{L_e} + 2 \right) \left(\frac{a}{2 L_e} \right)^4 \right] \right]$$

$$M_{max} = ((-0.022824 \text{ kip/ft}) \times (72 \text{ in}) \times (6.5 \text{ ft})) \times \left[\left(\frac{(3.5674 \text{ ft})}{(6.5 \text{ ft})} + \frac{(4.6304 \text{ ft})}{2 \times (6.5 \text{ ft})} \right) \right. \\ \left. - \left[\left(\frac{4 \times (3.5674 \text{ ft})}{(6.5 \text{ ft})} + 3 \right) \times \left(\frac{(4.6304 \text{ ft})}{2 \times (6.5 \text{ ft})} \right)^3 \right] + \left[\left(\frac{3 \times (3.5674 \text{ ft})}{(6.5 \text{ ft})} + 2 \right) \times \left(\frac{(4.6304 \text{ ft})}{2 \times (6.5 \text{ ft})} \right)^4 \right] \right]$$

$$M_{max} = 0.64885 \text{ kipft}$$

Minimum Reinforcement Check (LRFD)

Parameters:

$f'_{ck} = 2.5 \text{ ksi}$ - Concrete strength,

$f_{yk} = 60 \text{ ksi}$ - Longitudinal reinforcement strength,

$\phi = 0.65$ - Reduction factor for axial strength,

$\alpha = 0.8$ - Alpha factor for axial strength,

$A_g = 5184 \text{ in}^2$ - Gross area of concrete,

Longitudinal reinforcement:

Required reinforcement due to axial load, $A_{st,required}$

$A_{st,required}$

$$A_{st,required} = \text{Min} \left[\frac{\frac{P}{\phi \alpha} - (0.85 f'_{ck} A_g)}{f_{yk} - (0.85 f'_{ck})}, (0.08 A_g) \right]$$

$$A_{st,required} = \text{Min} \left[\frac{\frac{(8.834 \text{ kip})}{(0.65) \times (0.8)} - (0.85 \times (2.5 \text{ ksi}) \times (5184 \text{ in}^2))}{(60 \text{ ksi}) - (0.85 \times (2.5 \text{ ksi}))}, (0.08 \times (5184 \text{ in}^2)) \right]$$

$$A_{st,required} = -190.05 \text{ in}^2$$

A_{min} - Governing minimum reinforcement area,

$$A_{min} = \text{Max} [A_{st,required}, (0.0018 A_g)]$$

$$A_{min} = \text{Max} [(-190.05 \text{ in}^2), (0.0018 \times (5184 \text{ in}^2))]$$

$$A_{min} = 9.3312 \text{ in}^2$$

n_{rebar} - Required number of reinforcement,

$$n_{rebar} = \frac{A_{min}}{A_{rebar}}$$

$$n_{rebar} = \frac{(9.3312 \text{ in}^2)}{(0.3068 \text{ in}^2)}$$

$$n_{rebar} = 32$$

A_{st} - Actual total reinforcement area,

$$A_{st} = n_{rebar} \frac{\pi d_{bar}^2}{4}$$

$$A_{st} = (32) \times \frac{\pi \times (0.625 \text{ in})^2}{4}$$

$$A_{st} = 9.8175 \text{ in}^2$$

Ratio - Capacity

$$\text{Ratio} = \frac{A_{min}}{A_{st}}$$

$$\text{Ratio} = \frac{(9.3312 \text{ in}^2)}{(9.8175 \text{ in}^2)}$$

Table 22.4.2.1

22.4.2.2, 10.6.1.1

<p>25.2.3</p> <p>25.7.2.2</p> <p>25.7.2.1</p>	<p style="text-align: center;">$Ratio = 0.95047$</p> <p>$s_{rebar} = \text{Min spacing of reinforcement,}$</p> $s_{rebar} = \text{Max}[1.5, (1.5 d_{bar})]$ $s_{rebar} = \text{Max}[1.5, (1.5 \times (0.625 \text{ in}))]$ $s_{rebar} = 1.5 \text{ in}$ <p>Ties:</p> <p>Since longitudinal reinforcement is \leq No. 10ø: Use #3(0.375 in)</p> <p>s_{ties} - Maximum spacing of ties,</p> $s_{ties} = \text{Min}[(16 d_{bar}), (48 d_{ties}), \text{Min}(D, b)]$ $s_{ties} = \text{Min}[(16 \times (0.625 \text{ in})), (48 \times (0.375 \text{ in})), \text{Min}((72 \text{ in}), (72 \text{ in}))]$ $s_{ties} = 10 \text{ in}$ <p>Summary:</p> <p style="text-align: center;">Main reinforcement: 32 - #5 (0.625 in) Ties: #3(0.375 in) - 10 in</p>	<p>Status: PASS Ratio: 0.950</p>
<p>22.4.2.2</p>	<p>Axial Compression Strength (ACI 318-19, LRFD)</p> <p>ϕP_N - Allowable axial compressive strength</p> $\phi P_N = \phi 0.80 [(0.85 f'_{ck} [A_g - A_{st}]) + (f_{yk} A_{st})]$ $\phi P_N = (0.65) \times 0.80 \times [(0.85 \times (2.5 \text{ ksi}) \times [(5184 \text{ in}^2) - (9.8175 \text{ in}^2)]) + ((60 \text{ ksi}) \times (9.8175 \text{ in}^2))]$ $\phi P_N = 6023.8 \text{ kip}$ <p><i>Ratio</i> - Capacity</p> $Ratio = \frac{P}{\phi P_N}$ $Ratio = \frac{(8.834 \text{ kip})}{(6023.8 \text{ kip})}$ $Ratio = 0.0014665$	<p>Status: PASS Ratio: 0.000</p>
<p>22.5.2.2</p> <p>22.5.5.1.3</p> <p>22.5.5.1.1</p>	<p>Shear Strength (ACI 318-19, LRFD)</p> <p>Parameters:</p> <p>$b_w = 72 \text{ in}$ - Effective width, d - Effective depth</p> $d = 0.80 D$ $d = 0.80 \times (72 \text{ in})$ $d = 57.6 \text{ in}$ <p>λ_s - size effect modification factor</p> $\lambda_s = \text{MIN} \left[\sqrt{\frac{2}{1 + \frac{d}{10}}}, 1 \right]$ $\lambda_s = \text{MIN} \left[\sqrt{\frac{2}{1 + \frac{(57.6 \text{ in})}{10}}}, 1 \right]$ $\lambda_s = 0.54393$ <p>The following variables were converted to be consistent with empirical formula $f'_{ck} = 2.5 \text{ ksi} \rightarrow 2500 \text{ psi}$,</p> <p>$V_{c,max}$ - Max shear strength of concrete</p> $V_{c,max} = 5 \lambda_s \sqrt{f'_{ck}} b_w d$ $V_{c,max} = 5 \times (0.54393) \times \sqrt{(2500 \text{ psi})} \times (72 \text{ in}) \times (57.6 \text{ in})$	

$$V_{c,max} = 563.94 \text{ kip}$$

22.5.5.1.1(a) The following variables were converted to be consistent with empirical formula $f'_{ck} = 2.5 \text{ ksi} \rightarrow 2500 \text{ psi}$, $P = 8.834 \text{ kip} \rightarrow 8834 \text{ lbf}$,
 $V_{c,a}$ - Shear strength of concrete (a)

$$V_{c,a} = \left[2 \lambda_s \sqrt{f'_{ck} + \frac{P}{6 A_g}} \right] b_w d$$

$$V_{c,a} = \left[2 \times (0.54393) \times \sqrt{(2500 \text{ psi}) + \frac{(8834 \text{ lbf})}{6 \times (5184 \text{ in}^2)}} \right] \times (72 \text{ in}) \times (57.6 \text{ in})$$

$$V_{c,a} = 226.76 \text{ kip}$$

22.5.5.1.2 The following variables were converted to be consistent with empirical formula $f'_{ck} = 2.5 \text{ ksi} \rightarrow 2500 \text{ psi}$,
 $V_{c,b}$ - Shear strength of concrete (b)

$$V_{c,b} = \left[2 \lambda_s \sqrt{f'_{ck} + (0.05 f'_{ck})} \right] b_w d$$

$$V_{c,b} = \left[2 \times (0.54393) \times \sqrt{(2500 \text{ psi}) + (0.05 \times (2500 \text{ psi}))} \right] \times (72 \text{ in}) \times (57.6 \text{ in})$$

$$V_{c,b} = 743.98 \text{ kip}$$

V_c - Governing shear strength of concrete

$$V_c = \text{Min}[V_{c,max}, V_{c,a}, V_{c,b}]$$

$$V_c = \text{Min}[(563.94 \text{ kip}), (226.76 \text{ kip}), (743.98 \text{ kip})]$$

$$V_c = 226.76 \text{ kip}$$

22.5.5.1.2 The following variables were converted to be consistent with empirical formula $f'_{ck} = 2.5 \text{ ksi} \rightarrow 2500 \text{ psi}$,
 $V_{s,a}$ - Shear strength of steel (a)

$$V_{s,a} = 8 \sqrt{f'_{ck}} b_w d$$

$$V_{s,a} = 8 \times \sqrt{(2500 \text{ psi})} \times (72 \text{ in}) \times (57.6 \text{ in})$$

$$V_{s,a} = 1658.9 \text{ kip}$$

A_v - Ties rebar area,

$$A_v = \frac{\pi d_{ties}^2}{4}$$

$$A_v = \frac{\pi \times (0.375 \text{ in})^2}{4}$$

$$A_v = 0.11045 \text{ in}^2$$

22.5.8.5.3 $V_{s,b}$ - Shear strength of steel (b)

$$V_{s,b} = \frac{2 A_v f_{yw} d}{s_{ties}}$$

$$V_{s,b} = \frac{2 \times (0.11045 \text{ in}^2) \times (60 \text{ ksi}) \times (57.6 \text{ in})}{(10 \text{ in})}$$

$$V_{s,b} = 76.341 \text{ kip}$$

V_s - Governing shear strength of steel

$$V_s = \text{MIN}[V_{s,a}, V_{s,b}]$$

$$V_s = \text{MIN}[(1658.9 \text{ kip}), (76.341 \text{ kip})]$$

$$V_s = 76.341 \text{ kip}$$

22.5.1.1 ϕV_n - Allowable shear strength

$$\phi V_n = \phi (V_c + V_s)$$

$$\phi V_n = (0.65) \times ((226.76 \text{ kip}) + (76.341 \text{ kip}))$$

$$\phi V_n = 197.01 \text{ kip}$$

Considering x-direction:

V_{max} = 14.689 kip - Maximum shear force in the x-direction,

Ratio - Capacity

$$\text{Ratio} = \frac{V_{max}}{\phi V_n}$$

$$Ratio = \frac{(14.689 \text{ kip})}{(197.01 \text{ kip})}$$

$$Ratio = 0.074557$$

Status: **PASS**
Ratio: **0.070**

Considering z-direction:

$V_{max} = 0.22411 \text{ kip}$ - Maximum shear force in the z-direction,
Ratio - Capacity

$$Ratio = \frac{V_{max}}{\phi V_n}$$

$$Ratio = \frac{(0.22411 \text{ kip})}{(197.01 \text{ kip})}$$

$$Ratio = 0.0011375$$

Status: **PASS**
Ratio: **0.000**

Flexural Strength (ACI 318-19, LRFD)

S_m - Section modulus

$$S_m = \frac{b D^2}{6}$$

$$S_m = \frac{(72 \text{ in}) \times (72 \text{ in})^2}{6}$$

$$S_m = 62208 \text{ in}^3$$

$\lambda = 1$ - Concrete modification factor (Normal concrete),

Allowable flexural strength:

M_n shall be the lesser of:

$\phi M_{n,1}$

$$\phi M_{n,1} = \phi \times 5 \times \lambda \times \sqrt{f'_c} \times S_m$$

$$\phi M_{n,1} = 0.65 \times 5 \times 1 \times \sqrt{(2.5 \text{ ksi})} \times 62208.000 \text{ in}^3$$

$$\phi M_{n,1} = 842.400 \text{ kipft}$$

14.5.2.1b

$\phi M_{n,2}$

$$\phi M_{n,2} = \phi \times 0.85 \times f'_c \times S_m$$

$$\phi M_{n,2} = (0.65) \times 0.85 \times (2.5 \text{ ksi}) \times (62208 \text{ in}^3)$$

$$\phi M_{n,2} = 7160.4 \text{ kipft}$$

Therefore,

ϕM_n - Allowable flexural strength,

$$\phi M_n = \text{MIN}[\phi M_{n,1}, \phi M_{n,2}]$$

$$\phi M_n = \text{MIN}[(842.4 \text{ kipft}), (7160.4 \text{ kipft})]$$

$$\phi M_n = 842.4 \text{ kipft}$$

Considering x-direction:

$M_{max} = 45.61 \text{ kipft}$ - Maximum moment in the x-direction,

Ratio - Capacity

$$Ratio = \frac{M_{max}}{\phi M_n}$$

$$Ratio = \frac{(45.61 \text{ kipft})}{(842.4 \text{ kipft})}$$

$$Ratio = 0.054143$$

Status: **PASS**
Ratio: **0.050**

Considering z-direction:

$M_{max} = 0.64885 \text{ kipft}$ - Maximum moment in the z-direction,

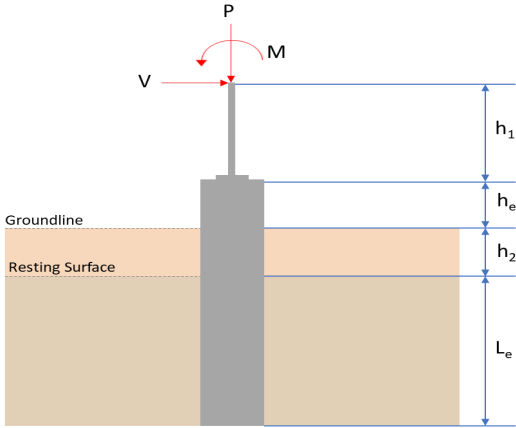
Ratio - Capacity

$$Ratio = \frac{M_{max}}{\phi M_n}$$

$$\text{Ratio} = \frac{(0.64885 \text{ kipft})}{(842.4 \text{ kipft})}$$

$$\text{Ratio} = 0.00077024$$

Status: **PASS**
Ratio: **0.000**

REFERENCES	CALCULATIONS	RESULTS																										
	<p>SkyCiv Foundation Design Pile Foundation</p> <p>Design Information : Design code : IBC 2021 (International Building Code) Unit System : Imperial</p>																											
	<p>Pile Input</p>  <p>Geometry</p> <p>Pile shape: rectangular $b = 72$ in - Pile width $D = 72$ in - Pile depth $L = 6.5$ ft - Total pile length $h_1 = 0$ ft - Lateral load height from the top of the pile, $h_2 = 0$ ft - Depth to resisting surface $h_e = 0$ ft - Length of pile above the ground</p> <p>Tabulation of Soil Parameters</p> <table border="1" data-bbox="368 1088 1225 1189"> <thead> <tr> <th>Layer</th> <th>Label</th> <th>Allowable Bearing Pressure (q_a) (psf)</th> <th>Allowable Lateral Pressure (R) (psf/ft)</th> </tr> </thead> <tbody> <tr> <td>1</td> <td>Sand, silty sand, clayey sand, silty gravel & clayey gravel</td> <td>2000.000</td> <td>150.000</td> </tr> </tbody> </table> <p>Tabulation of Loads</p> <table border="1" data-bbox="655 1290 940 1480"> <thead> <tr> <th>Load Component</th> <th>ASD</th> <th>LRFD</th> </tr> </thead> <tbody> <tr> <td>P (kip)</td> <td>5.983</td> <td>8.562</td> </tr> <tr> <td>V_x (kip)</td> <td>-3.237</td> <td>-5.398</td> </tr> <tr> <td>V_z (kip)</td> <td>0.008</td> <td>0.013</td> </tr> <tr> <td>M_x (kipft)</td> <td>0.031</td> <td>0.051</td> </tr> <tr> <td>M_z (kipft)</td> <td>39.824</td> <td>67.168</td> </tr> </tbody> </table> <p>Material Properties</p> <p>$f'_{ck} = 2.5$ ksi - Concrete strength.</p>	Layer	Label	Allowable Bearing Pressure (q_a) (psf)	Allowable Lateral Pressure (R) (psf/ft)	1	Sand, silty sand, clayey sand, silty gravel & clayey gravel	2000.000	150.000	Load Component	ASD	LRFD	P (kip)	5.983	8.562	V_x (kip)	-3.237	-5.398	V_z (kip)	0.008	0.013	M_x (kipft)	0.031	0.051	M_z (kipft)	39.824	67.168	
Layer	Label	Allowable Bearing Pressure (q_a) (psf)	Allowable Lateral Pressure (R) (psf/ft)																									
1	Sand, silty sand, clayey sand, silty gravel & clayey gravel	2000.000	150.000																									
Load Component	ASD	LRFD																										
P (kip)	5.983	8.562																										
V_x (kip)	-3.237	-5.398																										
V_z (kip)	0.008	0.013																										
M_x (kipft)	0.031	0.051																										
M_z (kipft)	39.824	67.168																										
	<p>Required depth to resist lateral loads (ASD)</p> <p>H - Point of application of the lateral load</p> $H = h_1 + h_2 + h_e$ $H = (0 \text{ ft}) + (0 \text{ ft}) + (0 \text{ ft})$ $H = 0 \text{ ft}$ <p>Considering x-direction:</p> <p>H_o - Lateral force per length of pile,</p> $H_o = \frac{V_x}{1.57 D}$ $H_o = \frac{(-3.237 \text{ kip})}{1.57 \times (72 \text{ in})}$ $H_o = -0.34363 \text{ kip/ft}$																											

M_o - Moment per length of pile,

$$M_o = \frac{M_z + (V_x H)}{1.57 D}$$

$$M_o = \frac{(39.824 \text{ kipft}) + ((-3.237 \text{ kip}) \times (0 \text{ ft}))}{1.57 \times (72 \text{ in})}$$

$$M_o = 4.2276 \text{ kipft/ft}$$

Required depth of embedment in earth:

$$L_e^3 - \left(14.14 \times \frac{H_o \times L_x}{R} \right) - \left(18.85 \times \frac{M_o}{R} \right) = 0$$

Solving the cubic equation:

$L_{e,x} = 5.9883 \text{ ft}$ - Required depth in x-direction,

Considering z-direction:

H_o - Lateral force per length of pile,

$$H_o = \frac{V_z}{1.57 b}$$

$$H_o = \frac{(0.008 \text{ kip})}{1.57 \times (72 \text{ in})}$$

$$H_o = 0.00084926 \text{ kip/ft}$$

M_o - Moment per length of pile,

$$M_o = \frac{M_x + (V_z H)}{1.57 b}$$

$$M_o = \frac{(0.031 \text{ kipft}) + ((0.008 \text{ kip}) \times (0 \text{ ft}))}{1.57 \times (72 \text{ in})}$$

$$M_o = 0.0032909 \text{ kipft/ft}$$

Required depth of embedment in earth:

$$L_e^3 - \left(14.14 \times \frac{H_o \times L_z}{R} \right) - \left(18.85 \times \frac{M_o}{R} \right) = 0$$

Solving the cubic equation:

$L_{e,z} = 0.66737 \text{ ft}$ - Required depth in z-direction,

Minimum embedded depth required:

$L_{e,req}$ - Depth of pile required,

$$L_{e,req} = MAX[L_{e,x}, L_{e,z}]$$

$$L_{e,req} = MAX[(5.9883 \text{ ft}), (0.66737 \text{ ft})]$$

$$L_{e,req} = 5.988 \text{ ft}$$

L_e - Actual embedded length of pile,

$$L_e = L - h_e - h_2$$

$$L_e = (6.5 \text{ ft}) - (0 \text{ ft}) - (0 \text{ ft})$$

$$L_e = 6.5 \text{ ft}$$

Ratio - Embedded depth

$$Ratio = \frac{L_{e,req}}{L_e}$$

$$Ratio = \frac{(5.988 \text{ ft})}{(6.5 \text{ ft})}$$

$$Ratio = 0.92123$$

Status: **PASS**
Ratio: **0.920**

End-bearing Capacity (ASD)

A - Pile cross-section area

$$A = b D$$

$$A = (72 \text{ in}) \times (72 \text{ in})$$

$$A = 36 \text{ ft}^2$$

q - End-bearing pressure

$$q = \frac{P_v}{A}$$

$$q = \frac{(5.983 \text{ kip})}{(36 \text{ ft}^2)}$$

$$q = 0.16619 \text{ kip/ft}^2$$

Check bearing capacity ratio:

Ratio - Capacity

$$\text{Ratio} = \frac{q}{q_a}$$

$$\text{Ratio} = \frac{(0.16619 \text{ kip/ft}^2)}{(2000 \text{ psf})}$$

$$\text{Ratio} = 0.083097$$

Status: **PASS**
Ratio: **0.080**

Czerniak

Lateral Soil Pressure (ASD):

L/D - Length to least lateral dimension ratio,

$$L/D = \frac{L}{D}$$

$$L/D = \frac{(6.5 \text{ ft})}{(72 \text{ in})}$$

$$L/D = 1.0833$$

Since $L/D \leq 10$,

Pile is short.

Considering x-direction:

$H_o = -0.34363 \text{ kip/ft}$ - Lateral force per length of pile,

$M_o = 4.2276 \text{ kipft/ft}$ - Overturning moment per length of pile,

a - Distance from resting surface to pivot point,

$$a = \frac{(4 M_o L_e) + (3 H_o L_e^2)}{(6 M_o) + (4 H_o L_e)}$$

$$a = \frac{(4 \times (4.2276 \text{ kipft/ft}) \times (6.5 \text{ ft})) + (3 \times (-0.34363 \text{ kip/ft}) \times (6.5 \text{ ft})^2)}{(6 \times (4.2276 \text{ kipft/ft})) + (4 \times (-0.34363 \text{ kip/ft}) \times (6.5 \text{ ft}))}$$

$$a = 4.4744 \text{ ft}$$

p - Earth pressure against the pile at distance $a/2$ from resting surface,

$$p = \frac{0.75 [(4 M_o) + (3 H_o L_e)]^2}{L_e^2 [(3 M_o) + (2 H_o L_e)]}$$

$$p = \frac{0.75 \times [(4 \times (4.2276 \text{ kipft/ft})) + (3 \times (-0.34363 \text{ kip/ft}) \times (6.5 \text{ ft}))]^2}{(6.5 \text{ ft})^2 \times [(3 \times (4.2276 \text{ kipft/ft})) + (2 \times (-0.34363 \text{ kip/ft}) \times (6.5 \text{ ft}))]}$$

$$p = 0.22522 \text{ kip/ft}^2$$

s - Earth pressure against the pile at distance L_e ,

$$s = \frac{6 [(2 M_o) + (H_o L_e)]}{L_e^2}$$

$$s = \frac{6 \times [(2 \times (4.2276 \text{ kipft/ft})) + ((-0.34363 \text{ kip/ft}) \times (6.5 \text{ ft}))]}{(6.5 \text{ ft})^2}$$

$$s = 0.88354 \text{ kip/ft}^2$$

Check lateral soil pressure capacity:

p_a - Allowable lateral soil pressure at depth $a/2$,

$$p_a = R \frac{a}{2}$$

$$p_a = (150 \text{ psf/ft}) \times \frac{(4.4744 \text{ ft})}{2}$$

$$p_a = 0.33558 \text{ kip/ft}^2$$

Ratio - Lateral soil capacity

$$Ratio = \frac{p}{p_a}$$

$$Ratio = \frac{(0.22522 \text{ kip/ft}^2)}{(0.33558 \text{ kip/ft}^2)}$$

$$Ratio = 0.67114$$

p_s - Allowable lateral soil pressure at depth L_e ,

$$p_s = R L_e$$

$$p_s = (150 \text{ psf/ft}) \times (6.5 \text{ ft})$$

$$p_s = 0.975 \text{ kip/ft}^2$$

Ratio - Lateral soil capacity

$$Ratio = \frac{s}{p_s}$$

$$Ratio = \frac{(0.88354 \text{ kip/ft}^2)}{(0.975 \text{ kip/ft}^2)}$$

$$Ratio = 0.9062$$

Status: **PASS**
Ratio: **0.670**

Status: **PASS**
Ratio: **0.910**

Considering z-direction:

$H_o = 0.00084926 \text{ kip/ft}$ - Lateral force per length of pile,

$M_o = 0.0032909 \text{ kipft/ft}$ - Overturning moment per length of pile,

a - Distance from resting surface to pivot point,

$$a = \frac{(4 M_o L_e) + (3 H_o L_e^2)}{(6 M_o) + (4 H_o L_e)}$$

$$a = \frac{(4 \times (0.0032909 \text{ kipft/ft}) \times (6.5 \text{ ft})) + (3 \times (0.00084926 \text{ kip/ft}) \times (6.5 \text{ ft})^2)}{(6 \times (0.0032909 \text{ kipft/ft})) + (4 \times (0.00084926 \text{ kip/ft}) \times (6.5 \text{ ft}))}$$

$$a = 4.6193 \text{ ft}$$

p - Earth pressure against the pile at distance $a/2$ from resting surface,

$$p = \frac{0.75 [(4 M_o) + (3 H_o L_e)]^2}{L_e^2 [(3 M_o) + (2 H_o L_e)]}$$

$$p = \frac{0.75 \times [(4 \times (0.0032909 \text{ kipft/ft})) + (3 \times (0.00084926 \text{ kip/ft}) \times (6.5 \text{ ft}))]^2}{(6.5 \text{ ft})^2 \times [(3 \times (0.0032909 \text{ kipft/ft})) + (2 \times (0.00084926 \text{ kip/ft}) \times (6.5 \text{ ft}))]}$$

$$p = 0.00074995 \text{ kip/ft}^2$$

s - Earth pressure against the pile at distance L_e ,

$$s = \frac{6 [(2 M_o) + (H_o L_e)]}{L_e^2}$$

$$s = \frac{6 \times [(2 \times (0.0032909 \text{ kipft/ft})) + ((0.00084926 \text{ kip/ft}) \times (6.5 \text{ ft}))]}{(6.5 \text{ ft})^2}$$

$$s = 0.0017186 \text{ kip/ft}^2$$

Check lateral soil pressure capacity:

p_a - Allowable lateral soil pressure at depth $a/2$,

$$p_a = R \frac{a}{2}$$

$$p_a = (150 \text{ psf/ft}) \times \frac{(4.6193 \text{ ft})}{2}$$

$$p_a = 0.34645 \text{ kip/ft}^2$$

Ratio - Lateral soil capacity

$$Ratio = \frac{p}{p_a}$$

$$Ratio = \frac{(0.00074995 \text{ kip/ft}^2)}{(0.34645 \text{ kip/ft}^2)}$$

$$Ratio = 0.0021647$$

p_s - Allowable lateral soil pressure at depth L_e ,

$$p_s = R L_e$$

$$p_s = (150 \text{ psf/ft}) \times (6.5 \text{ ft})$$

$$p_s = 0.975 \text{ kip/ft}^2$$

Ratio - Lateral soil capacity

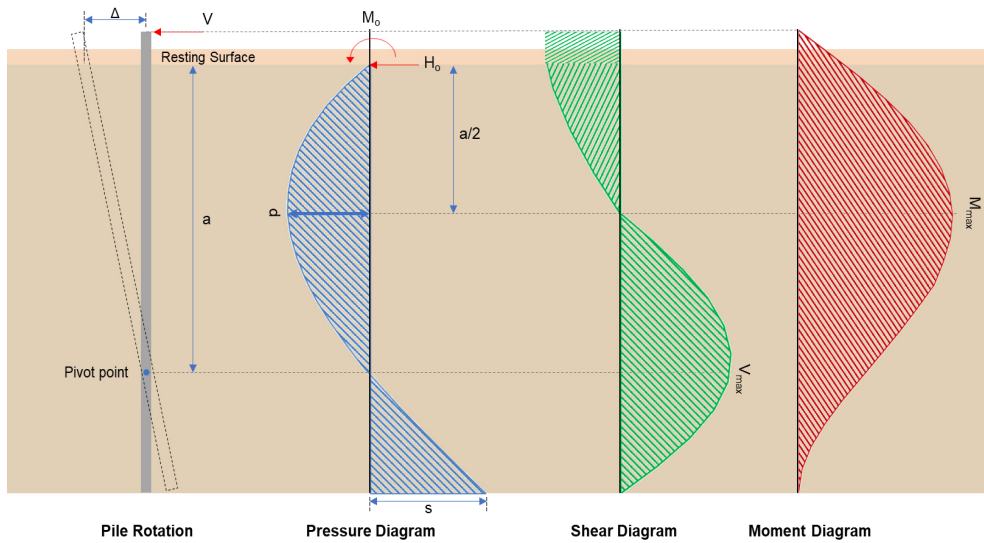
$$Ratio = \frac{s}{p_s}$$

$$Ratio = \frac{(0.0017186 \text{ kip/ft}^2)}{(0.975 \text{ kip/ft}^2)}$$

$$Ratio = 0.0017627$$

Status: **PASS**
Ratio: **0.000**

Status: **PASS**
Ratio: **0.000**



Shear force and Bending moment (x-direction, LRFD)

H_o - Lateral force per length of pile,

$$H_o = \frac{V_x}{1.57 D}$$

$$H_o = \frac{(-5.398 \text{ kip})}{1.57 \times (72 \text{ in})}$$

$$H_o = -0.57304 \text{ kip/ft}$$

M_o - Moment per length of pile,

$$M_o = \frac{M_z + (V_x H)}{1.57 D}$$

$$M_o = \frac{(67.168 \text{ kipft}) + ((-5.398 \text{ kip}) \times (0 \text{ ft}))}{1.57 \times (72 \text{ in})}$$

$$M_o = 7.1304 \text{ kipft/ft}$$

E - Distance from lateral load to resisting surface,

$$E = \frac{M_o}{H_o}$$

$$E = \frac{(7.1304 \text{ kipft/ft})}{(-0.57304 \text{ kip/ft})}$$

$$E = 12.443 \text{ ft}$$

a - Distance from resting surface to pivot point,

$$a = \frac{(4 M_o L_e) + (3 H_o L_e^2)}{(6 M_o) + (4 H_o L_e)}$$

$$a = \frac{(4 \times (7.1304 \text{ kipft/ft}) \times (6.5 \text{ ft})) + (3 \times (-0.57304 \text{ kip/ft}) \times (6.5 \text{ ft})^2)}{(6 \times (7.1304 \text{ kipft/ft})) + (4 \times (-0.57304 \text{ kip/ft}) \times (6.5 \text{ ft}))}$$

$$a = \frac{(6 \times (7.1304 \text{ kipft/ft})) + (4 \times (-0.57304 \text{ kip/ft}) \times (6.5 \text{ ft}))}{}$$

$$a = 4.4732 \text{ ft}$$

V_{max} - Max shear force located at depth a,

$$V_{max} = (H_o D) \left[1 - \left[3 \left(\frac{4E}{L_e} + 3 \right) \left(\frac{a}{L_e} \right)^2 \right] + \left[4 \left(\frac{3E}{L_e} + 2 \right) \left(\frac{a}{L_e} \right)^3 \right] \right]$$

$$V_{max} = ((-0.57304 \text{ kip/ft}) \times (72 \text{ in})) \times \left[1 - \left[3 \times \left(\frac{4 \times (12.443 \text{ ft})}{(6.5 \text{ ft})} + 3 \right) \times \left(\frac{(4.4732 \text{ ft})}{(6.5 \text{ ft})} \right)^2 \right] + \left[4 \times \left(\frac{3 \times (12.443 \text{ ft})}{(6.5 \text{ ft})} + 2 \right) \times \left(\frac{(4.4732 \text{ ft})}{(6.5 \text{ ft})} \right)^3 \right] \right]$$

$$V_{max} = 13.916 \text{ kip}$$

M_{max} - Max bending moment located at depth a/2,

$$M_{max} = (H_o D L_e) \left[\left(\frac{E}{L_e} + \frac{a}{2 L_e} \right) - \left[\left(\frac{4E}{L_e} + 3 \right) \left(\frac{a}{2 L_e} \right)^3 \right] + \left[\left(\frac{3E}{L_e} + 2 \right) \left(\frac{a}{2 L_e} \right)^4 \right] \right]$$

$$M_{max} = ((-0.57304 \text{ kip/ft}) \times (72 \text{ in}) \times (6.5 \text{ ft})) \times \left[\left(\frac{(12.443 \text{ ft})}{(6.5 \text{ ft})} + \frac{(4.4732 \text{ ft})}{2 \times (6.5 \text{ ft})} \right) - \left[\left(\frac{4 \times (12.443 \text{ ft})}{(6.5 \text{ ft})} + 3 \right) \times \left(\frac{(4.4732 \text{ ft})}{(2 \times (6.5 \text{ ft}))} \right)^3 \right] + \left[\left(\frac{3 \times (12.443 \text{ ft})}{(6.5 \text{ ft})} + 2 \right) \times \left(\frac{(4.4732 \text{ ft})}{(2 \times (6.5 \text{ ft}))} \right)^4 \right] \right]$$

$$M_{max} = 43.194 \text{ kipft}$$

Shear force and Bending moment (z-direction, LRFD)

H_o - Lateral force per length of pile,

$$H_o = \frac{V_z}{1.57 b}$$

$$H_o = \frac{(0.013 \text{ kip})}{1.57 \times (72 \text{ in})}$$

$$H_o = 0.00138 \text{ kip/ft}$$

M_o - Moment per length of pile,

$$M_o = \frac{M_x + (V_z H)}{1.57 b}$$

$$M_o = \frac{(0.051 \text{ kipft}) + ((0.013 \text{ kip}) \times (0 \text{ ft}))}{1.57 \times (72 \text{ in})}$$

$$M_o = 0.005414 \text{ kipft/ft}$$

E - Distance from lateral load to resisting surface,

$$E = \frac{M_o}{H_o}$$

$$E = \frac{(0.005414 \text{ kipft/ft})}{(0.00138 \text{ kip/ft})}$$

$$E = 3.9231 \text{ ft}$$

a - Distance from resting surface to pivot point,

$$a = \frac{(4 M_o L_e) + (3 H_o L_e^2)}{(6 M_o) + (4 H_o L_e)}$$

$$a = \frac{(4 \times (0.005414 \text{ kipft/ft}) \times (6.5 \text{ ft})) + (3 \times (0.00138 \text{ kip/ft}) \times (6.5 \text{ ft})^2)}{(6 \times (0.005414 \text{ kipft/ft})) + (4 \times (0.00138 \text{ kip/ft}) \times (6.5 \text{ ft}))}$$

$$a = 4.6176 \text{ ft}$$

V_{max} - Max shear force located at depth a,

$$V_{max} = (H_o b) \left[1 - \left[3 \left(\frac{4E}{L_e} + 3 \right) \left(\frac{a}{L_e} \right)^2 \right] + \left[4 \left(\frac{3E}{L_e} + 2 \right) \left(\frac{a}{L_e} \right)^3 \right] \right]$$

$$V_{max} = ((0.00138 \text{ kip/ft}) \times (72 \text{ in})) \times \left[1 - \left[3 \times \left(\frac{4 \times (3.9231 \text{ ft})}{(6.5 \text{ ft})} + 3 \right) \times \left(\frac{(4.6176 \text{ ft})}{(6.5 \text{ ft})} \right)^2 \right] \right. \\ \left. + \left[4 \times \left(\frac{3 \times (3.9231 \text{ ft})}{(6.5 \text{ ft})} + 2 \right) \times \left(\frac{(4.6176 \text{ ft})}{(6.5 \text{ ft})} \right)^3 \right] \right]$$

$$V_{max} = 0.014345 \text{ kip}$$

M_{max} - Max bending moment located at depth $a/2$,

$$M_{max} = (H_o \cdot b \cdot L_e) \left[\left(\frac{E}{L_e} + \frac{a}{2 L_e} \right) \right. \\ \left. - \left[\left(\frac{4E}{L_e} + 3 \right) \left(\frac{a}{2 L_e} \right)^3 \right] + \left[\left(\frac{3E}{L_e} + 2 \right) \left(\frac{a}{2 L_e} \right)^4 \right] \right]$$

$$M_{max} = ((0.00138 \text{ kip/ft}) \times (72 \text{ in}) \times (6.5 \text{ ft})) \times \left[\left(\frac{(3.9231 \text{ ft})}{(6.5 \text{ ft})} + \frac{(4.6176 \text{ ft})}{2 \times (6.5 \text{ ft})} \right) \right. \\ \left. - \left[\left(\frac{4 \times (3.9231 \text{ ft})}{(6.5 \text{ ft})} + 3 \right) \times \left(\frac{(4.6176 \text{ ft})}{2 \times (6.5 \text{ ft})} \right)^3 \right] + \left[\left(\frac{3 \times (3.9231 \text{ ft})}{(6.5 \text{ ft})} + 2 \right) \times \left(\frac{(4.6176 \text{ ft})}{2 \times (6.5 \text{ ft})} \right)^4 \right] \right]$$

$$M_{max} = 0.041807 \text{ kipft}$$

Minimum Reinforcement Check (LRFD)

Parameters:

$f'_{ck} = 2.5 \text{ ksi}$ - Concrete strength,

$f_{yk} = 60 \text{ ksi}$ - Longitudinal reinforcement strength,

$\phi = 0.65$ - Reduction factor for axial strength,

$\alpha = 0.8$ - Alpha factor for axial strength,

$A_g = 5184 \text{ in}^2$ - Gross area of concrete,

Longitudinal reinforcement:

Required reinforcement due to axial load, $A_{st,required}$

$A_{st,required}$

$$A_{st,required} = \text{Min} \left[\frac{\frac{P}{\phi \alpha} - (0.85 f'_{ck} A_g)}{f_{yk} - (0.85 f'_{ck})}, (0.08 A_g) \right]$$

$$A_{st,required} = \text{Min} \left[\frac{\frac{(8.562 \text{ kip})}{(0.65) \times (0.8)} - (0.85 \times (2.5 \text{ ksi}) \times (5184 \text{ in}^2))}{(60 \text{ ksi}) - (0.85 \times (2.5 \text{ ksi}))}, (0.08 \times (5184 \text{ in}^2)) \right]$$

$$A_{st,required} = -190.06 \text{ in}^2$$

A_{min} - Governing minimum reinforcement area,

$$A_{min} = \text{Max} [A_{st,required}, (0.0018 A_g)]$$

$$A_{min} = \text{Max} [(-190.06 \text{ in}^2), (0.0018 \times (5184 \text{ in}^2))]$$

$$A_{min} = 9.3312 \text{ in}^2$$

n_{rebar} - Required number of reinforcement,

$$n_{rebar} = \frac{A_{min}}{A_{rebar}}$$

$$n_{rebar} = \frac{(9.3312 \text{ in}^2)}{(0.3068 \text{ in}^2)}$$

$$n_{rebar} = 32$$

A_{st} - Actual total reinforcement area,

$$A_{st} = n_{rebar} \frac{\pi d_{bar}^2}{4}$$

$$A_{st} = (32) \times \frac{\pi \times (0.625 \text{ in})^2}{4}$$

$$A_{st} = 9.8175 \text{ in}^2$$

Ratio - Capacity

$$\text{Ratio} = \frac{A_{min}}{A_{st}}$$

$$\text{Ratio} = \frac{(9.3312 \text{ in}^2)}{(9.8175 \text{ in}^2)}$$

Table 22.4.2.1

22.4.2.2, 10.6.1.1

<p>25.2.3</p> <p>25.7.2.2</p> <p>25.7.2.1</p>	<p style="text-align: center;">$Ratio = 0.95047$</p> <p>$s_{rebar} = Max[1.5, (1.5 d_{bar})]$</p> <p>$s_{rebar} = Max[1.5, (1.5 \times (0.625 \text{ in}))]$</p> <p>$s_{rebar} = 1.5 \text{ in}$</p> <p>Ties:</p> <p>Since longitudinal reinforcement is \leq No. 10ø: Use #3(0.375 in)</p> <p>$s_{ties} = Min[(16 d_{bar}), (48 d_{ties}), Min(D, b)]$</p> <p>$s_{ties} = Min[(16 \times (0.625 \text{ in})), (48 \times (0.375 \text{ in})), Min((72 \text{ in}), (72 \text{ in}))]$</p> <p>$s_{ties} = 10 \text{ in}$</p> <p>Summary:</p> <p style="text-align: center;">Main reinforcement: 32 - #5 (0.625 in) Ties: #3(0.375 in) - 10 in</p>	<p>Status: PASS Ratio: 0.950</p>
<p>22.4.2.2</p>	<p>Axial Compression Strength (ACI 318-19, LRFD)</p> <p>ϕP_N - Allowable axial compressive strength</p> <p style="text-align: center;">$\phi P_N = \phi 0.80 [(0.85 f'_{ck} [A_g - A_{st}]) + (f_y A_{st})]$</p> <p style="text-align: center;">$\phi P_N = (0.65) \times 0.80 \times [(0.85 \times (2.5 \text{ ksi}) \times [(5184 \text{ in}^2) - (9.8175 \text{ in}^2)]) + ((60 \text{ ksi}) \times (9.8175 \text{ in}^2))]$</p> <p style="text-align: center;">$\phi P_N = 6023.8 \text{ kip}$</p> <p>Ratio - Capacity</p> <p style="text-align: center;">$Ratio = \frac{P}{\phi P_N}$</p> <p style="text-align: center;">$Ratio = \frac{(8.562 \text{ kip})}{(6023.8 \text{ kip})}$</p> <p style="text-align: center;">$Ratio = 0.0014214$</p>	<p>Status: PASS Ratio: 0.000</p>
<p>22.5.2.2</p> <p>22.5.5.1.3</p> <p>22.5.5.1.1</p>	<p>Shear Strength (ACI 318-19, LRFD)</p> <p>Parameters:</p> <p>$b_w = 72 \text{ in}$ - Effective width, d - Effective depth</p> <p style="text-align: center;">$d = 0.80 D$</p> <p style="text-align: center;">$d = 0.80 \times (72 \text{ in})$</p> <p style="text-align: center;">$d = 57.6 \text{ in}$</p> <p>λ_s - size effect modification factor</p> <p style="text-align: center;">$\lambda_s = MIN \left[\sqrt{\frac{2}{1 + \frac{d}{10}}}, 1 \right]$</p> <p style="text-align: center;">$\lambda_s = MIN \left[\sqrt{\frac{2}{1 + \frac{(57.6 \text{ in})}{10}}}, 1 \right]$</p> <p style="text-align: center;">$\lambda_s = 0.54393$</p> <p>The following variables were converted to be consistent with empirical formula $f'_{ck} = 2.5 \text{ ksi} \rightarrow 2500 \text{ psi}$,</p> <p>$V_{c,max}$ - Max shear strength of concrete</p> <p style="text-align: center;">$V_{c,max} = 5 \lambda_s \sqrt{f'_{ck}} b_w d$</p> <p style="text-align: center;">$V_{c,max} = 5 \times (0.54393) \times \sqrt{(2500 \text{ psi})} \times (72 \text{ in}) \times (57.6 \text{ in})$</p>	

$$V_{c,max} = 563.94 \text{ kip}$$

22.5.5.1.1(a) The following variables were converted to be consistent with empirical formula $f'_{ck} = 2.5 \text{ ksi} \rightarrow 2500 \text{ psi}$, $P = 8.562 \text{ kip} \rightarrow 8562 \text{ lbf}$,
 $V_{c,a}$ - Shear strength of concrete (a)

$$V_{c,a} = \left[2 \lambda_s \sqrt{f'_{ck} + \frac{P}{6 A_g}} \right] b_w d$$

$$V_{c,a} = \left[2 \times (0.54393) \times \sqrt{(2500 \text{ psi}) + \frac{(8562 \text{ lbf})}{6 \times (5184 \text{ in}^2)}} \right] \times (72 \text{ in}) \times (57.6 \text{ in})$$

$$V_{c,a} = 226.72 \text{ kip}$$

22.5.5.1.2 The following variables were converted to be consistent with empirical formula $f'_{ck} = 2.5 \text{ ksi} \rightarrow 2500 \text{ psi}$,
 $V_{c,b}$ - Shear strength of concrete (b)

$$V_{c,b} = \left[2 \lambda_s \sqrt{f'_{ck} + (0.05 f'_{ck})} \right] b_w d$$

$$V_{c,b} = \left[2 \times (0.54393) \times \sqrt{(2500 \text{ psi}) + (0.05 \times (2500 \text{ psi}))} \right] \times (72 \text{ in}) \times (57.6 \text{ in})$$

$$V_{c,b} = 743.98 \text{ kip}$$

V_c - Governing shear strength of concrete

$$V_c = \text{Min} [V_{c,max}, V_{c,a}, V_{c,b}]$$

$$V_c = \text{Min} [(563.94 \text{ kip}), (226.72 \text{ kip}), (743.98 \text{ kip})]$$

$$V_c = 226.72 \text{ kip}$$

22.5.5.1.2 The following variables were converted to be consistent with empirical formula $f'_{ck} = 2.5 \text{ ksi} \rightarrow 2500 \text{ psi}$,
 $V_{s,a}$ - Shear strength of steel (a)

$$V_{s,a} = 8 \sqrt{f'_{ck}} b_w d$$

$$V_{s,a} = 8 \times \sqrt{(2500 \text{ psi})} \times (72 \text{ in}) \times (57.6 \text{ in})$$

$$V_{s,a} = 1658.9 \text{ kip}$$

A_v - Ties rebar area,

$$A_v = \frac{\pi d_{ties}^2}{4}$$

$$A_v = \frac{\pi \times (0.375 \text{ in})^2}{4}$$

$$A_v = 0.11045 \text{ in}^2$$

22.5.8.5.3 $V_{s,b}$ - Shear strength of steel (b)

$$V_{s,b} = \frac{2 A_v f_{yw} d}{s_{ties}}$$

$$V_{s,b} = \frac{2 \times (0.11045 \text{ in}^2) \times (60 \text{ ksi}) \times (57.6 \text{ in})}{(10 \text{ in})}$$

$$V_{s,b} = 76.341 \text{ kip}$$

V_s - Governing shear strength of steel

$$V_s = \text{MIN} [V_{s,a}, V_{s,b}]$$

$$V_s = \text{MIN} [(1658.9 \text{ kip}), (76.341 \text{ kip})]$$

$$V_s = 76.341 \text{ kip}$$

22.5.1.1 ϕV_n - Allowable shear strength

$$\phi V_n = \phi (V_c + V_s)$$

$$\phi V_n = (0.65) \times ((226.72 \text{ kip}) + (76.341 \text{ kip}))$$

$$\phi V_n = 197 \text{ kip}$$

Considering x-direction:

$V_{max} = 13.916 \text{ kip}$ - Maximum shear force in the x-direction,

Ratio - Capacity

$$\text{Ratio} = \frac{V_{max}}{\phi V_n}$$

$$Ratio = \frac{(13.916 \text{ kip})}{(197 \text{ kip})}$$

$$Ratio = 0.070642$$

Considering z-direction:

$V_{max} = 0.014345 \text{ kip}$ - Maximum shear force in the z-direction,

Ratio - Capacity

$$Ratio = \frac{V_{max}}{\phi V_n}$$

$$Ratio = \frac{(0.014345 \text{ kip})}{(197 \text{ kip})}$$

$$Ratio = 0.00007282$$

Status: **PASS**
Ratio: **0.070**

Status: **PASS**
Ratio: **0.000**

Flexural Strength (ACI 318-19, LRFD)

S_m - Section modulus

$$S_m = \frac{b D^2}{6}$$

$$S_m = \frac{(72 \text{ in}) \times (72 \text{ in})^2}{6}$$

$$S_m = 62208 \text{ in}^3$$

$\lambda = 1$ - Concrete modification factor (Normal concrete),

Allowable flexural strength:

M_n shall be the lesser of:

$\phi M_{n,1}$

$$\phi M_{n,1} = \phi \times 5 \times \lambda \times \sqrt{f'_c} \times S_m$$

$$\phi M_{n,1} = 0.65 \times 5 \times 1 \times \sqrt{(2.5 \text{ ksi})} \times 62208.000 \text{ in}^3$$

$$\phi M_{n,1} = 842.400 \text{ kipft}$$

14.5.2.1b

$\phi M_{n,2}$

$$\phi M_{n,2} = \phi \times 0.85 \times f'_c \times S_m$$

$$\phi M_{n,2} = (0.65) \times 0.85 \times (2.5 \text{ ksi}) \times (62208 \text{ in}^3)$$

$$\phi M_{n,2} = 7160.4 \text{ kipft}$$

Therefore,

ϕM_n - Allowable flexural strength,

$$\phi M_n = \text{MIN}[\phi M_{n,1}, \phi M_{n,2}]$$

$$\phi M_n = \text{MIN}[(842.4 \text{ kipft}), (7160.4 \text{ kipft})]$$

$$\phi M_n = 842.4 \text{ kipft}$$

Considering x-direction:

$M_{max} = 43.194 \text{ kipft}$ - Maximum moment in the x-direction,

Ratio - Capacity

$$Ratio = \frac{M_{max}}{\phi M_n}$$

$$Ratio = \frac{(43.194 \text{ kipft})}{(842.4 \text{ kipft})}$$

$$Ratio = 0.051275$$

Status: **PASS**
Ratio: **0.050**

Considering z-direction:

$M_{max} = 0.041807 \text{ kipft}$ - Maximum moment in the z-direction,

Ratio - Capacity

$$Ratio = \frac{M_{max}}{\phi M_n}$$

$$Ratio = \frac{(0.041807 \text{ kipft})}{(842.4 \text{ kipft})}$$

$$Ratio = 0.000049629$$

Status: **PASS**
Ratio: **0.000**

REFERENCES	CALCULATIONS	RESULTS
------------	--------------	---------

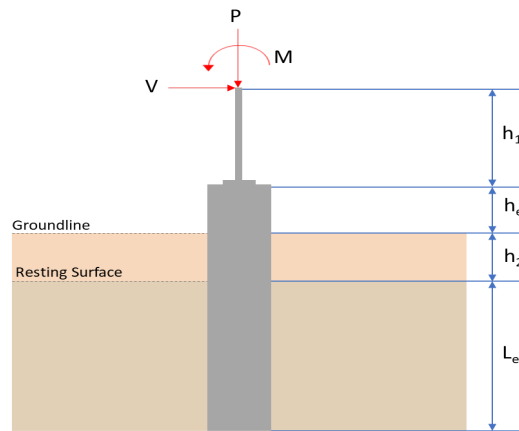
SkyCiv Foundation Design

Pile Foundation

Design Information :

Design code : IBC 2021 (International Building Code)
Unit System : Imperial

Pile Input



Geometry

Pile shape: rectangular

$b = 72$ in - Pile width

$D = 72$ in - Pile depth

$L = 6.5$ ft - Total pile length

$h_1 = 0$ ft - Lateral load height from the top of the pile,

$h_2 = 0$ ft - Depth to resisting surface

$h_e = 0$ ft - Length of pile above the ground

Tabulation of Soil Parameters

Layer	Label	Allowable Bearing Pressure (q_a) (psf)	Allowable Lateral Pressure (R) (psf/ft)
1	Sand, silty sand, clayey sand, silty gravel & clayey gravel	2000.000	150.000

Tabulation of Loads

Load Component	ASD	LRFD
P (kip)	5.983	8.562
V_x (kip)	-3.237	-5.399
V_z (kip)	-0.008	-0.013
M_x (kipft)	-0.031	-0.051
M_z (kipft)	39.824	67.169

Material Properties

$f'_{ck} = 2.5$ ksi - Concrete strength.

Required depth to resist lateral loads (ASD)

H - Point of application of the lateral load

$$H = h_1 + h_2 + h_e$$

$$H = (0 \text{ ft}) + (0 \text{ ft}) + (0 \text{ ft})$$

$$H = 0 \text{ ft}$$

Considering x-direction:

H_o - Lateral force per length of pile,

$$H_o = \frac{V_x}{1.57 D}$$

$$H_o = \frac{(-3.237 \text{ kip})}{1.57 \times (72 \text{ in})}$$

$$H_o = -0.34363 \text{ kip/ft}$$

M_o - Moment per length of pile,

$$M_o = \frac{M_z + (V_x H)}{1.57 D}$$

$$M_o = \frac{(39.824 \text{ kipft}) + ((-3.237 \text{ kip}) \times (0 \text{ ft}))}{1.57 \times (72 \text{ in})}$$

$$M_o = 4.2276 \text{ kipft/ft}$$

Required depth of embedment in earth:

$$L_e^3 - \left(14.14 \times \frac{H_o \times L_x}{R} \right) - \left(18.85 \times \frac{M_o}{R} \right) = 0$$

Solving the cubic equation:

$L_{e,x} = 5.9883 \text{ ft}$ - Required depth in x-direction,

Considering z-direction:

H_o - Lateral force per length of pile,

$$H_o = \frac{V_z}{1.57 b}$$

$$H_o = \frac{(-0.008 \text{ kip})}{1.57 \times (72 \text{ in})}$$

$$H_o = -0.00084926 \text{ kip/ft}$$

M_o - Moment per length of pile,

$$M_o = \frac{M_x + (V_z H)}{1.57 b}$$

$$M_o = \frac{(0.031 \text{ kipft}) + ((-0.008 \text{ kip}) \times (0 \text{ ft}))}{1.57 \times (72 \text{ in})}$$

$$M_o = 0.0032909 \text{ kipft/ft}$$

Required depth of embedment in earth:

$$L_e^3 - \left(14.14 \times \frac{H_o \times L_z}{R} \right) - \left(18.85 \times \frac{M_o}{R} \right) = 0$$

Solving the cubic equation:

$L_{e,z} = 0.61435 \text{ ft}$ - Required depth in z-direction,

Minimum embedded depth required:

$L_{e,req}$ - Depth of pile required,

$$L_{e,req} = \text{MAX}[L_{e,x}, L_{e,z}]$$

$$L_{e,req} = \text{MAX}[(5.9883 \text{ ft}), (0.61435 \text{ ft})]$$

$$L_{e,req} = 5.988 \text{ ft}$$

L_e - Actual embedded length of pile,

$$L_e = L - h_e - h_2$$

$$L_e = (6.5 \text{ ft}) - (0 \text{ ft}) - (0 \text{ ft})$$

$$L_e = 6.5 \text{ ft}$$

Ratio - Embedded depth

$$\text{Ratio} = \frac{L_{e,req}}{L_e}$$

$$\text{Ratio} = \frac{(5.988 \text{ ft})}{(6.5 \text{ ft})}$$

$$\text{Ratio} = 0.92123$$

Status: **PASS**
Ratio: **0.920**

End-bearing Capacity (ASD)

A - Pile cross-section area

$$A = b D$$

$$A = (72 \text{ in}) \times (72 \text{ in})$$

$$A = 36 \text{ ft}^2$$

q - End-bearing pressure

$$q = \frac{P_v}{A}$$

$$q = \frac{(5.983 \text{ kip})}{(36 \text{ ft}^2)}$$

$$q = 0.16619 \text{ kip/ft}^2$$

Check bearing capacity ratio:

Ratio - Capacity

$$\text{Ratio} = \frac{q}{q_a}$$

$$\text{Ratio} = \frac{(0.16619 \text{ kip/ft}^2)}{(2000 \text{ psf})}$$

$$\text{Ratio} = 0.083097$$

Status: **PASS**
Ratio: **0.080**

Czerniak

Lateral Soil Pressure (ASD):

L/D - Length to least lateral dimension ratio,

$$L/D = \frac{L}{D}$$

$$L/D = \frac{(6.5 \text{ ft})}{(72 \text{ in})}$$

$$L/D = 1.0833$$

Since $L/D \leq 10$,

Pile is short.

Considering x-direction:

$H_o = -0.34363 \text{ kip/ft}$ - Lateral force per length of pile,

$M_o = 4.2276 \text{ kipft/ft}$ - Overturning moment per length of pile,

a - Distance from resting surface to pivot point,

$$a = \frac{(4 M_o L_e) + (3 H_o L_e^2)}{(6 M_o) + (4 H_o L_e)}$$

$$a = \frac{(4 \times (4.2276 \text{ kipft/ft}) \times (6.5 \text{ ft})) + (3 \times (-0.34363 \text{ kip/ft}) \times (6.5 \text{ ft})^2)}{(6 \times (4.2276 \text{ kipft/ft})) + (4 \times (-0.34363 \text{ kip/ft}) \times (6.5 \text{ ft}))}$$

$$a = 4.4744 \text{ ft}$$

p - Earth pressure against the pile at distance $a/2$ from resting surface,

$$p = \frac{0.75 [(4 M_o) + (3 H_o L_e)]^2}{L_e^2 [(3 M_o) + (2 H_o L_e)]}$$

$$p = \frac{0.75 \times [(4 \times (4.2276 \text{ kipft/ft})) + (3 \times (-0.34363 \text{ kip/ft}) \times (6.5 \text{ ft}))]^2}{(6.5 \text{ ft})^2 \times [(3 \times (4.2276 \text{ kipft/ft})) + (2 \times (-0.34363 \text{ kip/ft}) \times (6.5 \text{ ft}))]}$$

$$p = 0.22522 \text{ kip/ft}^2$$

s - Earth pressure against the pile at distance L_e ,

$$s = \frac{6 [(2 M_o) + (H_o L_e)]}{L_e^2}$$

$$s = \frac{6 \times [(2 \times (4.2276 \text{ kipft/ft})) + ((-0.34363 \text{ kip/ft}) \times (6.5 \text{ ft}))]}{(6.5 \text{ ft})^2}$$

$$s = 0.88354 \text{ kip/ft}^2$$

Check lateral soil pressure capacity:

p_a - Allowable lateral soil pressure at depth $a/2$,

$$p_a = R \frac{a}{2}$$

$$p_a = (150 \text{ psf/ft}) \times \frac{(4.4744 \text{ ft})}{2}$$

$$p_a = 0.33558 \text{ kip/ft}^2$$

Ratio - Lateral soil capacity

$$\text{Ratio} = \frac{p}{p_a}$$

$$\text{Ratio} = \frac{(0.22522 \text{ kip/ft}^2)}{(0.33558 \text{ kip/ft}^2)}$$

$$\text{Ratio} = 0.67114$$

p_s - Allowable lateral soil pressure at depth L_e ,

$$p_s = R L_e$$

$$p_s = (150 \text{ psf/ft}) \times (6.5 \text{ ft})$$

$$p_s = 0.975 \text{ kip/ft}^2$$

Ratio - Lateral soil capacity

$$\text{Ratio} = \frac{s}{p_s}$$

$$\text{Ratio} = \frac{(0.88354 \text{ kip/ft}^2)}{(0.975 \text{ kip/ft}^2)}$$

$$\text{Ratio} = 0.9062$$

Status: **PASS**
Ratio: **0.670**

Status: **PASS**
Ratio: **0.910**

Considering z-direction:

$H_o = -0.00084926 \text{ kip/ft}$ - Lateral force per length of pile,

$M_o = 0.0032909 \text{ kipft/ft}$ - Overturning moment per length of pile,

a - Distance from resting surface to pivot point,

$$a = \frac{(4 M_o L_e) + (3 H_o L_e^2)}{(6 M_o) + (4 H_o L_e)}$$

$$a = \frac{(4 \times (0.0032909 \text{ kipft/ft}) \times (6.5 \text{ ft})) + (3 \times (-0.00084926 \text{ kip/ft}) \times (6.5 \text{ ft})^2)}{(6 \times (0.0032909 \text{ kipft/ft})) + (4 \times (-0.00084926 \text{ kip/ft}) \times (6.5 \text{ ft}))}$$

$$a = 4.6193 \text{ ft}$$

p - Earth pressure against the pile at distance $a/2$ from resting surface,

$$p = \frac{0.75 [(4 M_o) + (3 H_o L_e)]^2}{L_e^2 [(3 M_o) + (2 H_o L_e)]}$$

$$p = \frac{0.75 [(4 \times (0.0032909 \text{ kipft/ft})) + (3 \times (-0.00084926 \text{ kip/ft}) \times (6.5 \text{ ft}))]^2}{(6.5 \text{ ft})^2 [(3 \times (0.0032909 \text{ kipft/ft})) + (2 \times (-0.00084926 \text{ kip/ft}) \times (6.5 \text{ ft}))]}$$

$$p = -0.00017542 \text{ kip/ft}^2$$

s - Earth pressure against the pile at distance L_e ,

$$s = \frac{6 [(2 M_o) + (H_o L_e)]}{L_e^2}$$

$$s = \frac{6 \times [(2 \times (0.0032909 \text{ kipft/ft})) + ((-0.00084926 \text{ kip/ft}) \times (6.5 \text{ ft}))]}{(6.5 \text{ ft})^2}$$

$$s = 0.00015076 \text{ kip/ft}^2$$

Check lateral soil pressure capacity:

p_a - Allowable lateral soil pressure at depth $a/2$,

$$p_a = R \frac{a}{2}$$

$$p_a = (150 \text{ psf/ft}) \times \frac{(4.6193 \text{ ft})}{2}$$

$$p_a = 0.34645 \text{ kip/ft}^2$$

Ratio - Lateral soil capacity

$$\text{Ratio} = \frac{p}{p_a}$$

$$\text{Ratio} = \frac{(-0.00017542 \text{ kip/ft}^2)}{(0.34645 \text{ kip/ft}^2)}$$

$$Ratio = -0.00050635$$

p_s - Allowable lateral soil pressure at depth L_e ,

$$p_s = R L_e$$

$$p_s = (150 \text{ psf/ft}) \times (6.5 \text{ ft})$$

$$p_s = 0.975 \text{ kip/ft}^2$$

Ratio - Lateral soil capacity

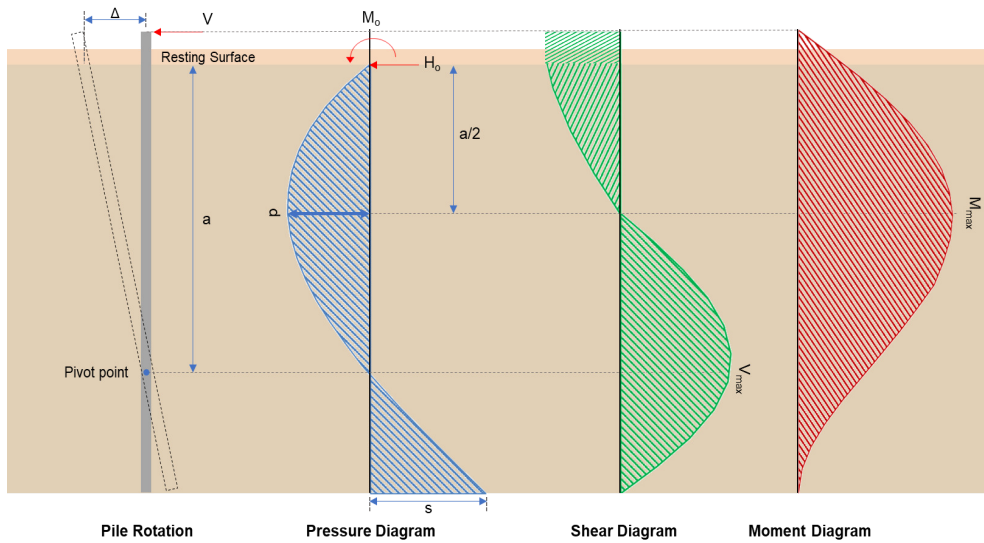
$$Ratio = \frac{s}{p_s}$$

$$Ratio = \frac{(0.00015076 \text{ kip/ft}^2)}{(0.975 \text{ kip/ft}^2)}$$

$$Ratio = 0.00015462$$

Status: **PASS**
Ratio: **0.000**

Status: **PASS**
Ratio: **0.000**



Shear force and Bending moment (x-direction, LRFD)

H_o - Lateral force per length of pile,

$$H_o = \frac{V_x}{1.57 D}$$

$$H_o = \frac{(-5.399 \text{ kip})}{1.57 \times (72 \text{ in})}$$

$$H_o = -0.57314 \text{ kip/ft}$$

M_o - Moment per length of pile,

$$M_o = \frac{M_z + (V_x H)}{1.57 D}$$

$$M_o = \frac{(67.169 \text{ kipft}) + ((-5.399 \text{ kip}) \times (0 \text{ ft}))}{1.57 \times (72 \text{ in})}$$

$$M_o = 7.1305 \text{ kipft/ft}$$

E - Distance from lateral load to resisting surface,

$$E = \frac{M_o}{H_o}$$

$$E = \frac{(7.1305 \text{ kipft/ft})}{(-0.57314 \text{ kip/ft})}$$

$$E = 12.441 \text{ ft}$$

a - Distance from resting surface to pivot point,

$$a = \frac{(4 M_o L_e) + (3 H_o L_e^2)}{(6 M_o) + (4 H_o L_e)}$$

$$a = \frac{(4 \times (7.1305 \text{ kipft/ft}) \times (6.5 \text{ ft})) + (3 \times (-0.57314 \text{ kip/ft}) \times (6.5 \text{ ft})^2)}{(6 \times 7.1305) + (4 \times (-0.57314) \times 6.5)}$$

$$a = \frac{(6 \times (7.1305 \text{ kipft/ft})) + (4 \times (-0.57314 \text{ kip/ft}) \times (6.5 \text{ ft}))}{}$$

$$a = 4.4733 \text{ ft}$$

V_{max} - Max shear force located at depth a,

$$V_{max} = (H_o D) \left[1 - \left[3 \left(\frac{4E}{L_e} + 3 \right) \left(\frac{a}{L_e} \right)^2 \right] + \left[4 \left(\frac{3E}{L_e} + 2 \right) \left(\frac{a}{L_e} \right)^3 \right] \right]$$

$$V_{max} = ((-0.57314 \text{ kip/ft}) \times (72 \text{ in})) \times \left[1 - \left[3 \times \left(\frac{4 \times (12.441 \text{ ft})}{(6.5 \text{ ft})} + 3 \right) \times \left(\frac{(4.4733 \text{ ft})}{(6.5 \text{ ft})} \right)^2 \right] + \left[4 \times \left(\frac{3 \times (12.441 \text{ ft})}{(6.5 \text{ ft})} + 2 \right) \times \left(\frac{(4.4733 \text{ ft})}{(6.5 \text{ ft})} \right)^3 \right] \right]$$

$$V_{max} = 13.916 \text{ kip}$$

M_{max} - Max bending moment located at depth a/2,

$$M_{max} = (H_o D L_e) \left[\left(\frac{E}{L_e} + \frac{a}{2 L_e} \right) - \left[\left(\frac{4E}{L_e} + 3 \right) \left(\frac{a}{2 L_e} \right)^3 \right] + \left[\left(\frac{3E}{L_e} + 2 \right) \left(\frac{a}{2 L_e} \right)^4 \right] \right]$$

$$M_{max} = ((-0.57314 \text{ kip/ft}) \times (72 \text{ in}) \times (6.5 \text{ ft})) \times \left[\left(\frac{(12.441 \text{ ft})}{(6.5 \text{ ft})} + \frac{(4.4733 \text{ ft})}{2 \times (6.5 \text{ ft})} \right) - \left[\left(\frac{4 \times (12.441 \text{ ft})}{(6.5 \text{ ft})} + 3 \right) \times \left(\frac{(4.4733 \text{ ft})}{(2 \times (6.5 \text{ ft}))} \right)^3 \right] + \left[\left(\frac{3 \times (12.441 \text{ ft})}{(6.5 \text{ ft})} + 2 \right) \times \left(\frac{(4.4733 \text{ ft})}{(2 \times (6.5 \text{ ft}))} \right)^4 \right] \right]$$

$$M_{max} = 43.196 \text{ kipft}$$

Shear force and Bending moment (z-direction, LRFD)

H_o - Lateral force per length of pile,

$$H_o = \frac{V_z}{1.57 b}$$

$$H_o = \frac{(-0.013 \text{ kip})}{1.57 \times (72 \text{ in})}$$

$$H_o = -0.00138 \text{ kip/ft}$$

M_o - Moment per length of pile,

$$M_o = \frac{M_x + (V_z H)}{1.57 b}$$

$$M_o = \frac{(0.051 \text{ kipft}) + ((-0.013 \text{ kip}) \times (0 \text{ ft}))}{1.57 \times (72 \text{ in})}$$

$$M_o = 0.005414 \text{ kipft/ft}$$

E - Distance from lateral load to resisting surface,

$$E = \frac{M_o}{H_o}$$

$$E = \frac{(0.005414 \text{ kipft/ft})}{(-0.00138 \text{ kip/ft})}$$

$$E = 3.9231 \text{ ft}$$

a - Distance from resting surface to pivot point,

$$a = \frac{(4 M_o L_e) + (3 H_o L_e^2)}{(6 M_o) + (4 H_o L_e)}$$

$$a = \frac{(4 \times (0.005414 \text{ kipft/ft}) \times (6.5 \text{ ft})) + (3 \times (-0.00138 \text{ kip/ft}) \times (6.5 \text{ ft})^2)}{(6 \times (0.005414 \text{ kipft/ft})) + (4 \times (-0.00138 \text{ kip/ft}) \times (6.5 \text{ ft}))}$$

$$a = 4.6176 \text{ ft}$$

V_{max} - Max shear force located at depth a,

$$V_{max} = (H_o b) \left[1 - \left[3 \left(\frac{4E}{L_e} + 3 \right) \left(\frac{a}{L_e} \right)^2 \right] + \left[4 \left(\frac{3E}{L_e} + 2 \right) \left(\frac{a}{L_e} \right)^3 \right] \right]$$

$$V_{max} = ((-0.00138 \text{ kip/ft}) \times (72 \text{ in})) \times \left[1 - \left[3 \times \left(\frac{4 \times (3.9231 \text{ ft})}{(6.5 \text{ ft})} + 3 \right) \times \left(\frac{(4.6176 \text{ ft})}{(6.5 \text{ ft})} \right)^2 \right] \right. \\ \left. + \left[4 \times \left(\frac{3 \times (3.9231 \text{ ft})}{(6.5 \text{ ft})} + 2 \right) \times \left(\frac{(4.6176 \text{ ft})}{(6.5 \text{ ft})} \right)^3 \right] \right]$$

$$V_{max} = 0.014345 \text{ kip}$$

M_{max} - Max bending moment located at depth $a/2$,

$$M_{max} = (H_o \cdot b \cdot L_e) \left[\left(\frac{E}{L_e} + \frac{a}{2 L_e} \right) \right. \\ \left. - \left[\left(\frac{4E}{L_e} + 3 \right) \left(\frac{a}{2 L_e} \right)^3 \right] + \left[\left(\frac{3E}{L_e} + 2 \right) \left(\frac{a}{2 L_e} \right)^4 \right] \right]$$

$$M_{max} = ((-0.00138 \text{ kip/ft}) \times (72 \text{ in}) \times (6.5 \text{ ft})) \times \left[\left(\frac{(3.9231 \text{ ft})}{(6.5 \text{ ft})} + \frac{(4.6176 \text{ ft})}{2 \times (6.5 \text{ ft})} \right) \right. \\ \left. - \left[\left(\frac{4 \times (3.9231 \text{ ft})}{(6.5 \text{ ft})} + 3 \right) \times \left(\frac{(4.6176 \text{ ft})}{2 \times (6.5 \text{ ft})} \right)^3 \right] + \left[\left(\frac{3 \times (3.9231 \text{ ft})}{(6.5 \text{ ft})} + 2 \right) \times \left(\frac{(4.6176 \text{ ft})}{2 \times (6.5 \text{ ft})} \right)^4 \right] \right]$$

$$M_{max} = 0.041807 \text{ kipft}$$

Minimum Reinforcement Check (LRFD)

Parameters:

$f'_{ck} = 2.5 \text{ ksi}$ - Concrete strength,

$f_{yk} = 60 \text{ ksi}$ - Longitudinal reinforcement strength,

$\phi = 0.65$ - Reduction factor for axial strength,

$\alpha = 0.8$ - Alpha factor for axial strength,

$A_g = 5184 \text{ in}^2$ - Gross area of concrete,

Longitudinal reinforcement:

Required reinforcement due to axial load, $A_{st,required}$

$A_{st,required}$

$$A_{st,required} = \text{Min} \left[\frac{\frac{P}{\phi \alpha} - (0.85 f'_{ck} A_g)}{f_{yk} - (0.85 f'_{ck})}, (0.08 A_g) \right]$$

$$A_{st,required} = \text{Min} \left[\frac{\frac{(8.562 \text{ kip})}{(0.65) \times (0.8)} - (0.85 \times (2.5 \text{ ksi}) \times (5184 \text{ in}^2))}{(60 \text{ ksi}) - (0.85 \times (2.5 \text{ ksi}))}, (0.08 \times (5184 \text{ in}^2)) \right]$$

$$A_{st,required} = -190.06 \text{ in}^2$$

A_{min} - Governing minimum reinforcement area,

$$A_{min} = \text{Max} [A_{st,required}, (0.0018 A_g)]$$

$$A_{min} = \text{Max} [(-190.06 \text{ in}^2), (0.0018 \times (5184 \text{ in}^2))]$$

$$A_{min} = 9.3312 \text{ in}^2$$

n_{rebar} - Required number of reinforcement,

$$n_{rebar} = \frac{A_{min}}{A_{rebar}}$$

$$n_{rebar} = \frac{(9.3312 \text{ in}^2)}{(0.3068 \text{ in}^2)}$$

$$n_{rebar} = 32$$

A_{st} - Actual total reinforcement area,

$$A_{st} = n_{rebar} \frac{\pi d_{bar}^2}{4}$$

$$A_{st} = (32) \times \frac{\pi \times (0.625 \text{ in})^2}{4}$$

$$A_{st} = 9.8175 \text{ in}^2$$

Ratio - Capacity

$$\text{Ratio} = \frac{A_{min}}{A_{st}}$$

$$\text{Ratio} = \frac{(9.3312 \text{ in}^2)}{(9.8175 \text{ in}^2)}$$

Table 22.4.2.1

22.4.2.2, 10.6.1.1

<p>25.2.3 s_{rebar} - Minimum spacing of reinforcement,</p> <p>25.7.2.2 Since longitudinal reinforcement is \leq No. 10ø: Use #3(0.375 in)</p> <p>25.7.2.1 s_{ties} - Maximum spacing of ties,</p>	<p style="text-align: center;">$Ratio = 0.95047$</p> <p style="text-align: center;">$s_{rebar} = Max[1.5, (1.5 d_{bar})]$</p> <p style="text-align: center;">$s_{rebar} = Max[1.5, (1.5 \times (0.625 \text{ in}))]$</p> <p style="text-align: center;">$s_{rebar} = 1.5 \text{ in}$</p> <p>Ties:</p> <p style="text-align: center;">$s_{ties} = Min[(16 d_{bar}), (48 d_{ties}), Min(D, b)]$</p> <p style="text-align: center;">$s_{ties} = Min[(16 \times (0.625 \text{ in})), (48 \times (0.375 \text{ in})), Min((72 \text{ in}), (72 \text{ in}))]$</p> <p style="text-align: center;">$s_{ties} = 10 \text{ in}$</p> <p>Summary:</p> <p style="text-align: center;">Main reinforcement: 32 - #5 (0.625 in) Ties: #3(0.375 in) - 10 in</p>	<p>Status: PASS Ratio: 0.950</p>
<p>22.4.2.2 ϕP_N - Allowable axial compressive strength</p>	<p>Axial Compression Strength (ACI 318-19, LRFD)</p> <p style="text-align: center;">$\phi P_N = \phi 0.80 [(0.85 f'_{ck} [A_g - A_{st}]) + (f_y A_{st})]$</p> <p style="text-align: center;">$\phi P_N = (0.65) \times 0.80 \times [(0.85 \times (2.5 \text{ ksi}) \times [(5184 \text{ in}^2) - (9.8175 \text{ in}^2)]) + ((60 \text{ ksi}) \times (9.8175 \text{ in}^2))]$</p> <p style="text-align: center;">$\phi P_N = 6023.8 \text{ kip}$</p> <p><i>Ratio - Capacity</i></p> <p style="text-align: center;">$Ratio = \frac{P}{\phi P_N}$</p> <p style="text-align: center;">$Ratio = \frac{(8.562 \text{ kip})}{(6023.8 \text{ kip})}$</p> <p style="text-align: center;">$Ratio = 0.0014214$</p>	<p>Status: PASS Ratio: 0.000</p>
<p>22.5.2.2 b_w = 72 in - Effective width, d - Effective depth</p> <p>22.5.5.1.3 λ_s - size effect modification factor</p> <p>22.5.5.1.1 $V_{c,max}$ - Max shear strength of concrete</p>	<p>Shear Strength (ACI 318-19, LRFD)</p> <p>Parameters:</p> <p style="text-align: center;">$d = 0.80 D$</p> <p style="text-align: center;">$d = 0.80 \times (72 \text{ in})$</p> <p style="text-align: center;">$d = 57.6 \text{ in}$</p> <p style="text-align: center;">$\lambda_s = MIN \left[\sqrt{\frac{2}{1 + \frac{d}{10}}}, 1 \right]$</p> <p style="text-align: center;">$\lambda_s = MIN \left[\sqrt{\frac{2}{1 + \frac{(57.6 \text{ in})}{10}}}, 1 \right]$</p> <p style="text-align: center;">$\lambda_s = 0.54393$</p> <p>The following variables were converted to be consistent with empirical formula $f'_{ck} = 2.5 \text{ ksi} \rightarrow 2500 \text{ psi}$,</p> <p style="text-align: center;">$V_{c,max} = 5 \lambda_s \sqrt{f'_{ck}} b_w d$</p> <p style="text-align: center;">$V_{c,max} = 5 \times (0.54393) \times \sqrt{(2500 \text{ psi})} \times (72 \text{ in}) \times (57.6 \text{ in})$</p>	

$$V_{c,max} = 563.94 \text{ kip}$$

22.5.5.1.1(a) The following variables were converted to be consistent with empirical formula $f'_{ck} = 2.5 \text{ ksi} \rightarrow 2500 \text{ psi}$, $P = 8.562 \text{ kip} \rightarrow 8562 \text{ lbf}$,
 $V_{c,a}$ - Shear strength of concrete (a)

$$V_{c,a} = \left[2 \lambda_s \sqrt{f'_{ck} + \frac{P}{6 A_g}} \right] b_w d$$

$$V_{c,a} = \left[2 \times (0.54393) \times \sqrt{(2500 \text{ psi}) + \frac{(8562 \text{ lbf})}{6 \times (5184 \text{ in}^2)}} \right] \times (72 \text{ in}) \times (57.6 \text{ in})$$

$$V_{c,a} = 226.72 \text{ kip}$$

22.5.5.1.2 The following variables were converted to be consistent with empirical formula $f'_{ck} = 2.5 \text{ ksi} \rightarrow 2500 \text{ psi}$,
 $V_{c,b}$ - Shear strength of concrete (b)

$$V_{c,b} = \left[2 \lambda_s \sqrt{f'_{ck} + (0.05 f'_{ck})} \right] b_w d$$

$$V_{c,b} = \left[2 \times (0.54393) \times \sqrt{(2500 \text{ psi}) + (0.05 \times (2500 \text{ psi}))} \right] \times (72 \text{ in}) \times (57.6 \text{ in})$$

$$V_{c,b} = 743.98 \text{ kip}$$

V_c - Governing shear strength of concrete

$$V_c = \text{Min} [V_{c,max}, V_{c,a}, V_{c,b}]$$

$$V_c = \text{Min} [(563.94 \text{ kip}), (226.72 \text{ kip}), (743.98 \text{ kip})]$$

$$V_c = 226.72 \text{ kip}$$

22.5.5.1.2 The following variables were converted to be consistent with empirical formula $f'_{ck} = 2.5 \text{ ksi} \rightarrow 2500 \text{ psi}$,
 $V_{s,a}$ - Shear strength of steel (a)

$$V_{s,a} = 8 \sqrt{f'_{ck}} b_w d$$

$$V_{s,a} = 8 \times \sqrt{(2500 \text{ psi})} \times (72 \text{ in}) \times (57.6 \text{ in})$$

$$V_{s,a} = 1658.9 \text{ kip}$$

A_v - Ties rebar area,

$$A_v = \frac{\pi d_{ties}^2}{4}$$

$$A_v = \frac{\pi \times (0.375 \text{ in})^2}{4}$$

$$A_v = 0.11045 \text{ in}^2$$

22.5.8.5.3 $V_{s,b}$ - Shear strength of steel (b)

$$V_{s,b} = \frac{2 A_v f_{yw} d}{s_{ties}}$$

$$V_{s,b} = \frac{2 \times (0.11045 \text{ in}^2) \times (60 \text{ ksi}) \times (57.6 \text{ in})}{(10 \text{ in})}$$

$$V_{s,b} = 76.341 \text{ kip}$$

V_s - Governing shear strength of steel

$$V_s = \text{MIN} [V_{s,a}, V_{s,b}]$$

$$V_s = \text{MIN} [(1658.9 \text{ kip}), (76.341 \text{ kip})]$$

$$V_s = 76.341 \text{ kip}$$

22.5.1.1 ϕV_n - Allowable shear strength

$$\phi V_n = \phi (V_c + V_s)$$

$$\phi V_n = (0.65) \times ((226.72 \text{ kip}) + (76.341 \text{ kip}))$$

$$\phi V_n = 197 \text{ kip}$$

Considering x-direction:

$V_{max} = 13.916 \text{ kip}$ - Maximum shear force in the x-direction,

Ratio - Capacity

$$\text{Ratio} = \frac{V_{max}}{\phi V_n}$$

$$Ratio = \frac{(13.916 \text{ kip})}{(197 \text{ kip})}$$

$$Ratio = 0.070645$$

Considering z-direction:

$V_{max} = 0.014345 \text{ kip}$ - Maximum shear force in the z-direction,

Ratio - Capacity

$$Ratio = \frac{V_{max}}{\phi V_n}$$

$$Ratio = \frac{(0.014345 \text{ kip})}{(197 \text{ kip})}$$

$$Ratio = 0.00007282$$

Status: **PASS**
Ratio: **0.070**

Status: **PASS**
Ratio: **0.000**

Flexural Strength (ACI 318-19, LRFD)

S_m - Section modulus

$$S_m = \frac{b D^2}{6}$$

$$S_m = \frac{(72 \text{ in}) \times (72 \text{ in})^2}{6}$$

$$S_m = 62208 \text{ in}^3$$

$\lambda = 1$ - Concrete modification factor (Normal concrete),

Allowable flexural strength:

M_n shall be the lesser of:

$\phi M_{n,1}$

$$\phi M_{n,1} = \phi \times 5 \times \lambda \times \sqrt{f'_c} \times S_m$$

$$\phi M_{n,1} = 0.65 \times 5 \times 1 \times \sqrt{(2.5 \text{ ksi})} \times 62208.000 \text{ in}^3$$

$$\phi M_{n,1} = 842.400 \text{ kipft}$$

14.5.2.1b

$\phi M_{n,2}$

$$\phi M_{n,2} = \phi \times 0.85 \times f'_c \times S_m$$

$$\phi M_{n,2} = (0.65) \times 0.85 \times (2.5 \text{ ksi}) \times (62208 \text{ in}^3)$$

$$\phi M_{n,2} = 7160.4 \text{ kipft}$$

Therefore,

ϕM_n - Allowable flexural strength,

$$\phi M_n = \text{MIN}[\phi M_{n,1}, \phi M_{n,2}]$$

$$\phi M_n = \text{MIN}[(842.4 \text{ kipft}), (7160.4 \text{ kipft})]$$

$$\phi M_n = 842.4 \text{ kipft}$$

Considering x-direction:

$M_{max} = 43.196 \text{ kipft}$ - Maximum moment in the x-direction,

Ratio - Capacity

$$Ratio = \frac{M_{max}}{\phi M_n}$$

$$Ratio = \frac{(43.196 \text{ kipft})}{(842.4 \text{ kipft})}$$

$$Ratio = 0.051277$$

Status: **PASS**
Ratio: **0.050**

Considering z-direction:

$M_{max} = 0.041807 \text{ kipft}$ - Maximum moment in the z-direction,

Ratio - Capacity

$$Ratio = \frac{M_{max}}{\phi M_n}$$

$$Ratio = \frac{(0.041807 \text{ kipft})}{(842.4 \text{ kipft})}$$

$$Ratio = 0.000049629$$

Status: **PASS**
Ratio: **0.000**

REFERENCES	CALCULATIONS	RESULTS
------------	--------------	---------

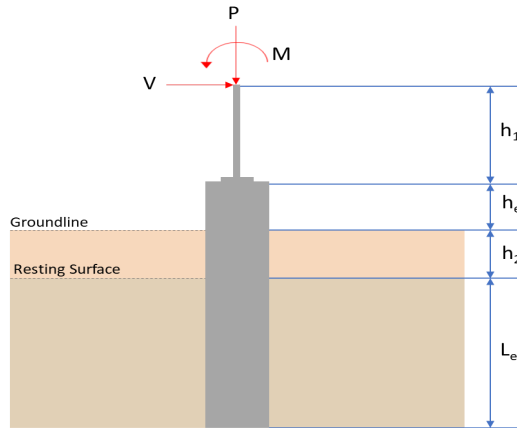
SkyCiv Foundation Design

Pile Foundation

Design Information :

Design code : IBC 2021 (International Building Code)
Unit System : Imperial

Pile Input



Geometry

Pile shape: rectangular
 $b = 72$ in - Pile width
 $D = 72$ in - Pile depth
 $L = 6.5$ ft - Total pile length
 $h_1 = 0$ ft - Lateral load height from the top of the pile,
 $h_2 = 0$ ft - Depth to resisting surface
 $h_e = 0$ ft - Length of pile above the ground

Tabulation of Soil Parameters

Layer	Label	Allowable Bearing Pressure (q_a) (psf)	Allowable Lateral Pressure (R) (psf/ft)
1	Sand, silty sand, clayey sand, silty gravel & clayey gravel	2000.000	150.000

Tabulation of Loads

Load Component	ASD	LRFD
P (kip)	6.187	8.834
V_x (kip)	-3.391	-5.655
V_z (kip)	0.132	0.215
M_x (kipft)	0.472	0.767
M_z (kipft)	41.969	71.003

Material Properties

$f'_{ck} = 2.5$ ksi - Concrete strength.

Required depth to resist lateral loads (ASD)

H - Point of application of the lateral load

$$H = h_1 + h_2 + h_e$$

$$H = (0 \text{ ft}) + (0 \text{ ft}) + (0 \text{ ft})$$

$$H = 0 \text{ ft}$$

Considering x-direction:

H_o - Lateral force per length of pile,

$$H_o = \frac{V_x}{1.57 D}$$

$$H_o = \frac{(-3.391 \text{ kip})}{1.57 \times (72 \text{ in})}$$

$$H_o = -0.35998 \text{ kip/ft}$$

M_o - Moment per length of pile,

$$M_o = \frac{M_z + (V_x H)}{1.57 D}$$

$$M_o = \frac{(41.969 \text{ kipft}) + ((-3.391 \text{ kip}) \times (0 \text{ ft}))}{1.57 \times (72 \text{ in})}$$

$$M_o = 4.4553 \text{ kipft/ft}$$

Required depth of embedment in earth:

$$L_e^3 - \left(14.14 \times \frac{H_o \times L_x}{R} \right) - \left(18.85 \times \frac{M_o}{R} \right) = 0$$

Solving the cubic equation:

$L_{e,x} = 6.0826 \text{ ft}$ - Required depth in x-direction,

Considering z-direction:

H_o - Lateral force per length of pile,

$$H_o = \frac{V_z}{1.57 b}$$

$$H_o = \frac{(0.132 \text{ kip})}{1.57 \times (72 \text{ in})}$$

$$H_o = 0.014013 \text{ kip/ft}$$

M_o - Moment per length of pile,

$$M_o = \frac{M_x + (V_z H)}{1.57 b}$$

$$M_o = \frac{(0.472 \text{ kipft}) + ((0.132 \text{ kip}) \times (0 \text{ ft}))}{1.57 \times (72 \text{ in})}$$

$$M_o = 0.050106 \text{ kipft/ft}$$

Required depth of embedment in earth:

$$L_e^3 - \left(14.14 \times \frac{H_o \times L_z}{R} \right) - \left(18.85 \times \frac{M_o}{R} \right) = 0$$

Solving the cubic equation:

$L_{e,z} = 1.7643 \text{ ft}$ - Required depth in z-direction,

Minimum embedded depth required:

$L_{e,req}$ - Depth of pile required,

$$L_{e,req} = \text{MAX}[L_{e,x}, L_{e,z}]$$

$$L_{e,req} = \text{MAX}[(6.0826 \text{ ft}), (1.7643 \text{ ft})]$$

$$L_{e,req} = 6.083 \text{ ft}$$

L_e - Actual embedded length of pile,

$$L_e = L - h_e - h_2$$

$$L_e = (6.5 \text{ ft}) - (0 \text{ ft}) - (0 \text{ ft})$$

$$L_e = 6.5 \text{ ft}$$

Ratio - Embedded depth

$$\text{Ratio} = \frac{L_{e,req}}{L_e}$$

$$\text{Ratio} = \frac{(6.083 \text{ ft})}{(6.5 \text{ ft})}$$

$$\text{Ratio} = 0.93585$$

Status: **PASS**
Ratio: **0.940**

End-bearing Capacity (ASD)

A - Pile cross-section area

$$A = b D$$

$$A = (72 \text{ in}) \times (72 \text{ in})$$

$$A = 36 \text{ ft}^2$$

q - End-bearing pressure

$$q = \frac{P_v}{A}$$

$$q = \frac{(6.187 \text{ kip})}{(36 \text{ ft}^2)}$$

$$q = 0.17186 \text{ kip/ft}^2$$

Check bearing capacity ratio:

Ratio - Capacity

$$\text{Ratio} = \frac{q}{q_a}$$

$$\text{Ratio} = \frac{(0.17186 \text{ kip/ft}^2)}{(2000 \text{ psf})}$$

$$\text{Ratio} = 0.085931$$

Status: **PASS**
Ratio: **0.090**

Czerniak

Lateral Soil Pressure (ASD):

L/D - Length to least lateral dimension ratio,

$$L/D = \frac{L}{D}$$

$$L/D = \frac{(6.5 \text{ ft})}{(72 \text{ in})}$$

$$L/D = 1.0833$$

Since $L/D \leq 10$,

Pile is short.

Considering x-direction:

$H_o = -0.35998 \text{ kip/ft}$ - Lateral force per length of pile,

$M_o = 4.4553 \text{ kipft/ft}$ - Overturning moment per length of pile,

a - Distance from resting surface to pivot point,

$$a = \frac{(4 M_o L_e) + (3 H_o L_e^2)}{(6 M_o) + (4 H_o L_e)}$$

$$a = \frac{(4 \times (4.4553 \text{ kipft/ft}) \times (6.5 \text{ ft})) + (3 \times (-0.35998 \text{ kip/ft}) \times (6.5 \text{ ft})^2)}{(6 \times (4.4553 \text{ kipft/ft})) + (4 \times (-0.35998 \text{ kip/ft}) \times (6.5 \text{ ft}))}$$

$$a = 4.4738 \text{ ft}$$

p - Earth pressure against the pile at distance $a/2$ from resting surface,

$$p = \frac{0.75 [(4 M_o) + (3 H_o L_e)]^2}{L_e^2 [(3 M_o) + (2 H_o L_e)]}$$

$$p = \frac{0.75 \times [(4 \times (4.4553 \text{ kipft/ft})) + (3 \times (-0.35998 \text{ kip/ft}) \times (6.5 \text{ ft}))]^2}{(6.5 \text{ ft})^2 \times [(3 \times (4.4553 \text{ kipft/ft})) + (2 \times (-0.35998 \text{ kip/ft}) \times (6.5 \text{ ft}))]}$$

$$p = 0.23844 \text{ kip/ft}^2$$

s - Earth pressure against the pile at distance L_e ,

$$s = \frac{6 [(2 M_o) + (H_o L_e)]}{L_e^2}$$

$$s = \frac{6 \times [(2 \times (4.4553 \text{ kipft/ft})) + ((-0.35998 \text{ kip/ft}) \times (6.5 \text{ ft}))]}{(6.5 \text{ ft})^2}$$

$$s = 0.93312 \text{ kip/ft}^2$$

Check lateral soil pressure capacity:

p_a - Allowable lateral soil pressure at depth $a/2$,

$$p_a = R \frac{a}{2}$$

$$p_a = (150 \text{ psf/ft}) \times \frac{(4.4738 \text{ ft})}{2}$$

$$p_a = 0.33554 \text{ kip/ft}^2$$

Ratio - Lateral soil capacity

$$Ratio = \frac{p}{p_a}$$

$$Ratio = \frac{(0.23844 \text{ kip/ft}^2)}{(0.33554 \text{ kip/ft}^2)}$$

$$Ratio = 0.71063$$

p_s - Allowable lateral soil pressure at depth L_e ,

$$p_s = R L_e$$

$$p_s = (150 \text{ psf/ft}) \times (6.5 \text{ ft})$$

$$p_s = 0.975 \text{ kip/ft}^2$$

Ratio - Lateral soil capacity

$$Ratio = \frac{s}{p_s}$$

$$Ratio = \frac{(0.93312 \text{ kip/ft}^2)}{(0.975 \text{ kip/ft}^2)}$$

$$Ratio = 0.95705$$

Status: **PASS**
Ratio: **0.710**

Status: **PASS**
Ratio: **0.960**

Considering z-direction:

$H_o = 0.014013 \text{ kip/ft}$ - Lateral force per length of pile,

$M_o = 0.050106 \text{ kipft/ft}$ - Overturning moment per length of pile,

a - Distance from resting surface to pivot point,

$$a = \frac{(4 M_o L_e) + (3 H_o L_e^2)}{(6 M_o) + (4 H_o L_e)}$$

$$a = \frac{(4 \times (0.050106 \text{ kipft/ft}) \times (6.5 \text{ ft})) + (3 \times (0.014013 \text{ kip/ft}) \times (6.5 \text{ ft})^2)}{(6 \times (0.050106 \text{ kipft/ft})) + (4 \times (0.014013 \text{ kip/ft}) \times (6.5 \text{ ft}))}$$

$$a = 4.6301 \text{ ft}$$

p - Earth pressure against the pile at distance $a/2$ from resting surface,

$$p = \frac{0.75 [(4 M_o) + (3 H_o L_e)]^2}{L_e^2 [(3 M_o) + (2 H_o L_e)]}$$

$$p = \frac{0.75 \times [(4 \times (0.050106 \text{ kipft/ft})) + (3 \times (0.014013 \text{ kip/ft}) \times (6.5 \text{ ft}))]^2}{(6.5 \text{ ft})^2 \times [(3 \times (0.050106 \text{ kipft/ft})) + (2 \times (0.014013 \text{ kip/ft}) \times (6.5 \text{ ft}))]}$$

$$p = 0.011979 \text{ kip/ft}^2$$

s - Earth pressure against the pile at distance L_e ,

$$s = \frac{6 [(2 M_o) + (H_o L_e)]}{L_e^2}$$

$$s = \frac{6 \times [(2 \times (0.050106 \text{ kipft/ft})) + ((0.014013 \text{ kip/ft}) \times (6.5 \text{ ft}))]}{(6.5 \text{ ft})^2}$$

$$s = 0.027166 \text{ kip/ft}^2$$

Check lateral soil pressure capacity:

p_a - Allowable lateral soil pressure at depth $a/2$,

$$p_a = R \frac{a}{2}$$

$$p_a = (150 \text{ psf/ft}) \times \frac{(4.6301 \text{ ft})}{2}$$

$$p_a = 0.34726 \text{ kip/ft}^2$$

Ratio - Lateral soil capacity

$$Ratio = \frac{p}{p_a}$$

$$Ratio = \frac{(0.011979 \text{ kip/ft}^2)}{(0.34726 \text{ kip/ft}^2)}$$

$$Ratio = 0.034496$$

p_s - Allowable lateral soil pressure at depth L_e ,

$$p_s = R L_e$$

$$p_s = (150 \text{ psf/ft}) \times (6.5 \text{ ft})$$

$$p_s = 0.975 \text{ kip/ft}^2$$

Ratio - Lateral soil capacity

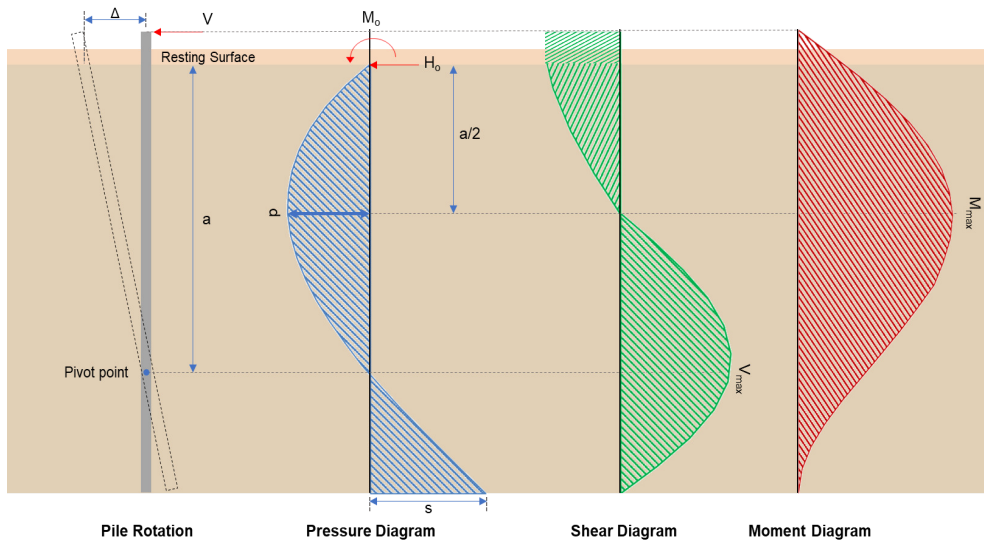
$$Ratio = \frac{s}{p_s}$$

$$Ratio = \frac{(0.027166 \text{ kip/ft}^2)}{(0.975 \text{ kip/ft}^2)}$$

$$Ratio = 0.027863$$

Status: **PASS**
Ratio: **0.030**

Status: **PASS**
Ratio: **0.030**



Shear force and Bending moment (x-direction, LRFD)

H_o - Lateral force per length of pile,

$$H_o = \frac{V_x}{1.57 D}$$

$$H_o = \frac{(-5.655 \text{ kip})}{1.57 \times (72 \text{ in})}$$

$$H_o = -0.60032 \text{ kip/ft}$$

M_o - Moment per length of pile,

$$M_o = \frac{M_z + (V_x H)}{1.57 D}$$

$$M_o = \frac{(71.003 \text{ kipft}) + ((-5.655 \text{ kip}) \times (0 \text{ ft}))}{1.57 \times (72 \text{ in})}$$

$$M_o = 7.5375 \text{ kipft/ft}$$

E - Distance from lateral load to resisting surface,

$$E = \frac{M_o}{H_o}$$

$$E = \frac{(7.5375 \text{ kipft/ft})}{(-0.60032 \text{ kip/ft})}$$

$$E = 12.556 \text{ ft}$$

a - Distance from resting surface to pivot point,

$$a = \frac{(4 M_o L_e) + (3 H_o L_e^2)}{(6 M_o) + (4 H_o L_e)}$$

$$a = \frac{(4 \times (7.5375 \text{ kipft/ft}) \times (6.5 \text{ ft})) + (3 \times (-0.60032 \text{ kip/ft}) \times (6.5 \text{ ft})^2)}{(6 \times (7.5375 \text{ kipft/ft})) + (4 \times (-0.60032 \text{ kip/ft}) \times (6.5 \text{ ft}))}$$

$$a = \frac{6 \times (7.5375 \text{ kipft/ft}) + (4 \times (-0.60032 \text{ kip/ft}) \times (6.5 \text{ ft}))}{(6 \times (7.5375 \text{ kipft/ft}) + (4 \times (-0.60032 \text{ kip/ft}) \times (6.5 \text{ ft}))}$$

$$a = 4.4723 \text{ ft}$$

V_{max} - Max shear force located at depth a ,

$$V_{max} = (H_o D) \left[1 - \left[3 \left(\frac{4E}{L_e} + 3 \right) \left(\frac{a}{L_e} \right)^2 \right] + \left[4 \left(\frac{3E}{L_e} + 2 \right) \left(\frac{a}{L_e} \right)^3 \right] \right]$$

$$V_{max} = ((-0.60032 \text{ kip/ft}) \times (72 \text{ in})) \times \left[1 - \left[3 \times \left(\frac{4 \times (12.556 \text{ ft})}{(6.5 \text{ ft})} + 3 \right) \times \left(\frac{(4.4723 \text{ ft})}{(6.5 \text{ ft})} \right)^2 \right] + \left[4 \times \left(\frac{3 \times (12.556 \text{ ft})}{(6.5 \text{ ft})} + 2 \right) \times \left(\frac{(4.4723 \text{ ft})}{(6.5 \text{ ft})} \right)^3 \right] \right]$$

$$V_{max} = 14.689 \text{ kip}$$

M_{max} - Max bending moment located at depth $a/2$,

$$M_{max} = (H_o D L_e) \left[\left(\frac{E}{L_e} + \frac{a}{2 L_e} \right) - \left[\left(\frac{4E}{L_e} + 3 \right) \left(\frac{a}{2 L_e} \right)^3 \right] + \left[\left(\frac{3E}{L_e} + 2 \right) \left(\frac{a}{2 L_e} \right)^4 \right] \right]$$

$$M_{max} = ((-0.60032 \text{ kip/ft}) \times (72 \text{ in}) \times (6.5 \text{ ft})) \times \left[\left(\frac{(12.556 \text{ ft})}{(6.5 \text{ ft})} + \frac{(4.4723 \text{ ft})}{2 \times (6.5 \text{ ft})} \right) - \left[\left(\frac{4 \times (12.556 \text{ ft})}{(6.5 \text{ ft})} + 3 \right) \times \left(\frac{(4.4723 \text{ ft})}{(2 \times (6.5 \text{ ft}))} \right)^3 \right] + \left[\left(\frac{3 \times (12.556 \text{ ft})}{(6.5 \text{ ft})} + 2 \right) \times \left(\frac{(4.4723 \text{ ft})}{(2 \times (6.5 \text{ ft}))} \right)^4 \right] \right]$$

$$M_{max} = 45.61 \text{ kipft}$$

Shear force and Bending moment (z-direction, LRFD)

H_o - Lateral force per length of pile,

$$H_o = \frac{V_z}{1.57 b}$$

$$H_o = \frac{(0.215 \text{ kip})}{1.57 \times (72 \text{ in})}$$

$$H_o = 0.022824 \text{ kip/ft}$$

M_o - Moment per length of pile,

$$M_o = \frac{M_x + (V_z H)}{1.57 b}$$

$$M_o = \frac{(0.767 \text{ kipft}) + ((0.215 \text{ kip}) \times (0 \text{ ft}))}{1.57 \times (72 \text{ in})}$$

$$M_o = 0.081423 \text{ kipft/ft}$$

E - Distance from lateral load to resisting surface,

$$E = \frac{M_o}{H_o}$$

$$E = \frac{(0.081423 \text{ kipft/ft})}{(0.022824 \text{ kip/ft})}$$

$$E = 3.5674 \text{ ft}$$

a - Distance from resting surface to pivot point,

$$a = \frac{(4 M_o L_e) + (3 H_o L_e^2)}{(6 M_o) + (4 H_o L_e)}$$

$$a = \frac{(4 \times (0.081423 \text{ kipft/ft}) \times (6.5 \text{ ft})) + (3 \times (0.022824 \text{ kip/ft}) \times (6.5 \text{ ft})^2)}{(6 \times (0.081423 \text{ kipft/ft})) + (4 \times (0.022824 \text{ kip/ft}) \times (6.5 \text{ ft}))}$$

$$a = 4.6304 \text{ ft}$$

V_{max} - Max shear force located at depth a ,

$$V_{max} = (H_o b) \left[1 - \left[3 \left(\frac{4E}{L_e} + 3 \right) \left(\frac{a}{L_e} \right)^2 \right] + \left[4 \left(\frac{3E}{L_e} + 2 \right) \left(\frac{a}{L_e} \right)^3 \right] \right]$$

$$V_{max} = ((0.022824 \text{ kip/ft}) \times (72 \text{ in})) \times \left[1 - \left[3 \times \left(\frac{4 \times (3.5674 \text{ ft})}{(6.5 \text{ ft})} + 3 \right) \times \left(\frac{(4.6304 \text{ ft})}{(6.5 \text{ ft})} \right)^2 \right] \right. \\ \left. + \left[4 \times \left(\frac{3 \times (3.5674 \text{ ft})}{(6.5 \text{ ft})} + 2 \right) \times \left(\frac{(4.6304 \text{ ft})}{(6.5 \text{ ft})} \right)^3 \right] \right]$$

$$V_{max} = 0.22411 \text{ kip}$$

M_{max} - Max bending moment located at depth $a/2$,

$$M_{max} = (H_o \ b \ L_e) \left[\left(\frac{E}{L_e} + \frac{a}{2 L_e} \right) \right. \\ \left. - \left[\left(\frac{4E}{L_e} + 3 \right) \left(\frac{a}{2 L_e} \right)^3 \right] + \left[\left(\frac{3E}{L_e} + 2 \right) \left(\frac{a}{2 L_e} \right)^4 \right] \right]$$

$$M_{max} = ((0.022824 \text{ kip/ft}) \times (72 \text{ in}) \times (6.5 \text{ ft})) \times \left[\left(\frac{(3.5674 \text{ ft})}{(6.5 \text{ ft})} + \frac{(4.6304 \text{ ft})}{2 \times (6.5 \text{ ft})} \right) \right. \\ \left. - \left[\left(\frac{4 \times (3.5674 \text{ ft})}{(6.5 \text{ ft})} + 3 \right) \times \left(\frac{(4.6304 \text{ ft})}{2 \times (6.5 \text{ ft})} \right)^3 \right] + \left[\left(\frac{3 \times (3.5674 \text{ ft})}{(6.5 \text{ ft})} + 2 \right) \times \left(\frac{(4.6304 \text{ ft})}{2 \times (6.5 \text{ ft})} \right)^4 \right] \right]$$

$$M_{max} = 0.64885 \text{ kipft}$$

Minimum Reinforcement Check (LRFD)

Parameters:

$f'_{ck} = 2.5 \text{ ksi}$ - Concrete strength,

$f_{yk} = 60 \text{ ksi}$ - Longitudinal reinforcement strength,

$\phi = 0.65$ - Reduction factor for axial strength,

$\alpha = 0.8$ - Alpha factor for axial strength,

$A_g = 5184 \text{ in}^2$ - Gross area of concrete,

Longitudinal reinforcement:

Required reinforcement due to axial load, $A_{st,required}$

$A_{st,required}$

$$A_{st,required} = \text{Min} \left[\frac{\frac{P}{\phi \alpha} - (0.85 f'_{ck} A_g)}{f_{yk} - (0.85 f'_{ck})}, (0.08 A_g) \right]$$

$$A_{st,required} = \text{Min} \left[\frac{\frac{(8.834 \text{ kip})}{(0.65) \times (0.8)} - (0.85 \times (2.5 \text{ ksi}) \times (5184 \text{ in}^2))}{(60 \text{ ksi}) - (0.85 \times (2.5 \text{ ksi}))}, (0.08 \times (5184 \text{ in}^2)) \right]$$

$$A_{st,required} = -190.05 \text{ in}^2$$

A_{min} - Governing minimum reinforcement area,

$$A_{min} = \text{Max} [A_{st,required}, (0.0018 A_g)]$$

$$A_{min} = \text{Max} [(-190.05 \text{ in}^2), (0.0018 \times (5184 \text{ in}^2))]$$

$$A_{min} = 9.3312 \text{ in}^2$$

n_{rebar} - Required number of reinforcement,

$$n_{rebar} = \frac{A_{min}}{A_{rebar}}$$

$$n_{rebar} = \frac{(9.3312 \text{ in}^2)}{(0.3068 \text{ in}^2)}$$

$$n_{rebar} = 32$$

A_{st} - Actual total reinforcement area,

$$A_{st} = n_{rebar} \frac{\pi d_{bar}^2}{4}$$

$$A_{st} = (32) \times \frac{\pi \times (0.625 \text{ in})^2}{4}$$

$$A_{st} = 9.8175 \text{ in}^2$$

Ratio - Capacity

$$\text{Ratio} = \frac{A_{min}}{A_{st}}$$

$$\text{Ratio} = \frac{(9.3312 \text{ in}^2)}{(9.8175 \text{ in}^2)}$$

Table 22.4.2.1

22.4.2.2, 10.6.1.1

<p>25.2.3</p> <p>25.7.2.2</p> <p>25.7.2.1</p>	<p style="text-align: center;">$Ratio = 0.95047$</p> <p>$s_{rebar} = Max[1.5, (1.5 d_{bar})]$</p> <p>$s_{rebar} = Max[1.5, (1.5 \times (0.625 \text{ in}))]$</p> <p>$s_{rebar} = 1.5 \text{ in}$</p> <p>Ties:</p> <p>Since longitudinal reinforcement is \leq No. 10ø: Use #3(0.375 in)</p> <p>$s_{ties} = Min[(16 d_{bar}), (48 d_{ties}), Min(D, b)]$</p> <p>$s_{ties} = Min[(16 \times (0.625 \text{ in})), (48 \times (0.375 \text{ in})), Min((72 \text{ in}), (72 \text{ in}))]$</p> <p>$s_{ties} = 10 \text{ in}$</p> <p>Summary:</p> <p style="text-align: center;">Main reinforcement: 32 - #5 (0.625 in) Ties: #3(0.375 in) - 10 in</p>	<p>Status: PASS Ratio: 0.950</p>
<p>22.4.2.2</p>	<p>Axial Compression Strength (ACI 318-19, LRFD)</p> <p>ϕP_N - Allowable axial compressive strength</p> <p style="text-align: center;">$\phi P_N = \phi 0.80 [(0.85 f'_{ck} [A_g - A_{st}]) + (f_{yk} A_{st})]$</p> <p style="text-align: center;">$\phi P_N = (0.65) \times 0.80 \times [(0.85 \times (2.5 \text{ ksi}) \times [(5184 \text{ in}^2) - (9.8175 \text{ in}^2)]) + ((60 \text{ ksi}) \times (9.8175 \text{ in}^2))]$</p> <p style="text-align: center;">$\phi P_N = 6023.8 \text{ kip}$</p> <p>Ratio - Capacity</p> <p style="text-align: center;">$Ratio = \frac{P}{\phi P_N}$</p> <p style="text-align: center;">$Ratio = \frac{(8.834 \text{ kip})}{(6023.8 \text{ kip})}$</p> <p style="text-align: center;">$Ratio = 0.0014665$</p>	<p>Status: PASS Ratio: 0.000</p>
<p>22.5.2.2</p> <p>22.5.5.1.3</p> <p>22.5.5.1.1</p>	<p>Shear Strength (ACI 318-19, LRFD)</p> <p>Parameters:</p> <p>$b_w = 72 \text{ in}$ - Effective width, d - Effective depth</p> <p style="text-align: center;">$d = 0.80 D$</p> <p style="text-align: center;">$d = 0.80 \times (72 \text{ in})$</p> <p style="text-align: center;">$d = 57.6 \text{ in}$</p> <p>λ_s - size effect modification factor</p> <p style="text-align: center;">$\lambda_s = MIN \left[\sqrt{\frac{2}{1 + \frac{d}{10}}}, 1 \right]$</p> <p style="text-align: center;">$\lambda_s = MIN \left[\sqrt{\frac{2}{1 + \frac{(57.6 \text{ in})}{10}}}, 1 \right]$</p> <p style="text-align: center;">$\lambda_s = 0.54393$</p> <p>The following variables were converted to be consistent with empirical formula $f'_{ck} = 2.5 \text{ ksi} \rightarrow 2500 \text{ psi}$,</p> <p>$V_{c,max}$ - Max shear strength of concrete</p> <p style="text-align: center;">$V_{c,max} = 5 \lambda_s \sqrt{f'_{ck}} b_w d$</p> <p style="text-align: center;">$V_{c,max} = 5 \times (0.54393) \times \sqrt{(2500 \text{ psi})} \times (72 \text{ in}) \times (57.6 \text{ in})$</p>	

$$V_{c,max} = 563.94 \text{ kip}$$

22.5.5.1.1(a) The following variables were converted to be consistent with empirical formula $f'_{ck} = 2.5 \text{ ksi} \rightarrow 2500 \text{ psi}$, $P = 8.834 \text{ kip} \rightarrow 8834 \text{ lbf}$,
 $V_{c,a}$ - Shear strength of concrete (a)

$$V_{c,a} = \left[2 \lambda_s \sqrt{f'_{ck} + \frac{P}{6 A_g}} \right] b_w d$$

$$V_{c,a} = \left[2 \times (0.54393) \times \sqrt{(2500 \text{ psi}) + \frac{(8834 \text{ lbf})}{6 \times (5184 \text{ in}^2)}} \right] \times (72 \text{ in}) \times (57.6 \text{ in})$$

$$V_{c,a} = 226.76 \text{ kip}$$

22.5.5.1.2 The following variables were converted to be consistent with empirical formula $f'_{ck} = 2.5 \text{ ksi} \rightarrow 2500 \text{ psi}$,
 $V_{c,b}$ - Shear strength of concrete (b)

$$V_{c,b} = \left[2 \lambda_s \sqrt{f'_{ck} + (0.05 f'_{ck})} \right] b_w d$$

$$V_{c,b} = \left[2 \times (0.54393) \times \sqrt{(2500 \text{ psi}) + (0.05 \times (2500 \text{ psi}))} \right] \times (72 \text{ in}) \times (57.6 \text{ in})$$

$$V_{c,b} = 743.98 \text{ kip}$$

V_c - Governing shear strength of concrete

$$V_c = \text{Min} [V_{c,max}, V_{c,a}, V_{c,b}]$$

$$V_c = \text{Min} [(563.94 \text{ kip}), (226.76 \text{ kip}), (743.98 \text{ kip})]$$

$$V_c = 226.76 \text{ kip}$$

22.5.1.2 The following variables were converted to be consistent with empirical formula $f'_{ck} = 2.5 \text{ ksi} \rightarrow 2500 \text{ psi}$,
 $V_{s,a}$ - Shear strength of steel (a)

$$V_{s,a} = 8 \sqrt{f'_{ck}} b_w d$$

$$V_{s,a} = 8 \times \sqrt{(2500 \text{ psi})} \times (72 \text{ in}) \times (57.6 \text{ in})$$

$$V_{s,a} = 1658.9 \text{ kip}$$

A_v - Ties rebar area,

$$A_v = \frac{\pi d_{ties}^2}{4}$$

$$A_v = \frac{\pi \times (0.375 \text{ in})^2}{4}$$

$$A_v = 0.11045 \text{ in}^2$$

22.5.8.5.3 $V_{s,b}$ - Shear strength of steel (b)

$$V_{s,b} = \frac{2 A_v f_{yw} d}{s_{ties}}$$

$$V_{s,b} = \frac{2 \times (0.11045 \text{ in}^2) \times (60 \text{ ksi}) \times (57.6 \text{ in})}{(10 \text{ in})}$$

$$V_{s,b} = 76.341 \text{ kip}$$

V_s - Governing shear strength of steel

$$V_s = \text{MIN} [V_{s,a}, V_{s,b}]$$

$$V_s = \text{MIN} [(1658.9 \text{ kip}), (76.341 \text{ kip})]$$

$$V_s = 76.341 \text{ kip}$$

22.5.1.1 ϕV_n - Allowable shear strength

$$\phi V_n = \phi (V_c + V_s)$$

$$\phi V_n = (0.65) \times ((226.76 \text{ kip}) + (76.341 \text{ kip}))$$

$$\phi V_n = 197.01 \text{ kip}$$

Considering x-direction:

V_{max} = 14.689 kip - Maximum shear force in the x-direction,

Ratio - Capacity

$$\text{Ratio} = \frac{V_{max}}{\phi V_n}$$

$$Ratio = \frac{(14.689 \text{ kip})}{(197.01 \text{ kip})}$$

$$Ratio = 0.074558$$

Status: **PASS**
Ratio: **0.070**

Considering z-direction:

$V_{max} = 0.22411 \text{ kip}$ - Maximum shear force in the z-direction,

Ratio - Capacity

$$Ratio = \frac{V_{max}}{\phi V_n}$$

$$Ratio = \frac{(0.22411 \text{ kip})}{(197.01 \text{ kip})}$$

$$Ratio = 0.0011375$$

Status: **PASS**
Ratio: **0.000**

Flexural Strength (ACI 318-19, LRFD)

S_m - Section modulus

$$S_m = \frac{b D^2}{6}$$

$$S_m = \frac{(72 \text{ in}) \times (72 \text{ in})^2}{6}$$

$$S_m = 62208 \text{ in}^3$$

$\lambda = 1$ - Concrete modification factor (Normal concrete),

Allowable flexural strength:

M_n shall be the lesser of:

$\phi M_{n,1}$

$$\phi M_{n,1} = \phi \times 5 \times \lambda \times \sqrt{f'_c} \times S_m$$

$$\phi M_{n,1} = 0.65 \times 5 \times 1 \times \sqrt{(2.5 \text{ ksi})} \times 62208.000 \text{ in}^3$$

$$\phi M_{n,1} = 842.400 \text{ kipft}$$

14.5.2.1b

$\phi M_{n,2}$

$$\phi M_{n,2} = \phi \times 0.85 \times f'_c \times S_m$$

$$\phi M_{n,2} = (0.65) \times 0.85 \times (2.5 \text{ ksi}) \times (62208 \text{ in}^3)$$

$$\phi M_{n,2} = 7160.4 \text{ kipft}$$

Therefore,

ϕM_n - Allowable flexural strength,

$$\phi M_n = \text{MIN}[\phi M_{n,1}, \phi M_{n,2}]$$

$$\phi M_n = \text{MIN}[(842.4 \text{ kipft}), (7160.4 \text{ kipft})]$$

$$\phi M_n = 842.4 \text{ kipft}$$

Considering x-direction:

$M_{max} = 45.61 \text{ kipft}$ - Maximum moment in the x-direction,

Ratio - Capacity

$$Ratio = \frac{M_{max}}{\phi M_n}$$

$$Ratio = \frac{(45.61 \text{ kipft})}{(842.4 \text{ kipft})}$$

$$Ratio = 0.054143$$

Status: **PASS**
Ratio: **0.050**

Considering z-direction:

$M_{max} = 0.64885 \text{ kipft}$ - Maximum moment in the z-direction,

Ratio - Capacity

$$Ratio = \frac{M_{max}}{\phi M_n}$$

$$\text{Ratio} = \frac{(0.64885 \text{ kipft})}{(842.4 \text{ kipft})}$$

$$\text{Ratio} = 0.00077024$$

Status: **PASS**
Ratio: **0.000**